

**长信银利精选开放式证券投资基金
更新的招募说明书
2009 年第 1 号**

基金管理人：长信基金管理有限责任公司

基金托管人：中国农业银行股份有限公司

重要提示

[2004] 98

2004 7 5
2005 1 17

2008 12 31

2009 1 17

| | |
|-------------------|-----------|
| | 1 |
| | 4 |
| | 4 |
| | 7 |
| | 16 |
| | 19 |
| | 25 |
| | 25 |
| | 26 |
| | 34 |
| 2008 | 38 |
| | 41 |
| | 42 |
| | 43 |
| | 48 |
| | 49 |
| | 54 |
| | 55 |
| | 59 |
| | 61 |
| | 62 |
| | 71 |
| | 75 |
| | 78 |
| | 80 |
| | 80 |

[2004] 98

100 × 80%+ × 20% 90
 1 4
 1.00
 1000
 1

2005 1 20

2005 4 8

| | | | | | | | | |
|--|--|--|--|-----|-----|-----|--|--|
| | | | | | | | | |
| | | | | N 2 | 2 N | N 3 | | |
| | | | | 3 | | | | |

| | | | | | | | | |
|--|------------------------------|---------------------------|---------------------------|------|-------|---|------|-------|
| | M 100 100 M 500 M 500 | 1.0% Q 8% Q 5% | 1.5% 1.0% 1000 | | | | | |
| | N 1 1 N 3 3 N 5 N 5 | 1.3% 1.0% Q 6% 0 | 1.5% 1.2% Q 8% 0 | Q 5% | Q 25% | 0 | 1.5% | Q 25% |

M N

519997

519999

519995

519993

| | | | | | | | |
|--------|--------|-----------|--------|-----------|--------|-----------|--------|
| | | | 519993 | | 519995 | | 519997 |
| | 519999 | | | | | | |
| | | M 100 | 1.50% | M 100 | 1.50% | M 100 | 1.50% |
| | | 100 M 500 | 1.00% | 100 M 500 | 1.00% | 100 M 500 | 1.00% |
| 519999 | — | M 500 | 1000 | M 500 | 1000 | M 500 | 1000 |
| | N 1 | Q 50% | | N 1 | Q 50% | N 1 | Q 50% |
| | 1 N 2 | Q 30% | | 1 N 2 | Q 30% | 1 N 2 | Q 30% |
| 519993 | N 2 | 0 | — | N 2 | 0 | N 2 | 0 |
| | Q 50% | | Q 50% | | — | | Q 50% |
| 519995 | | | | | | | |
| | N 2 | Q 50% | N 2 | Q 50% | N 2 | Q 50% | |
| | 2 N 3 | Q 25% | 2 N 3 | Q 25% | 2 N 3 | Q 25% | |
| 519997 | N 3 | 0 | N 3 | 0 | N 3 | 0 | — |

519996

519998

519994

519992

| | | | | |
|--|---|---|---|--|
| | | | | |
| | — | | | |
| | N 1 2.10% 1 N 2 1.40 2 N 3 1.10% 3 N 5 0.50% N 5 0 | — | N 1 0.50% 1 N 2 0.30 2 N 0 | N 1 0.50% 1 N 2 0.30 2 N 0 |
| | N 1 1.80% 1 N 2 1.50 2 N 3 1.25% 3 N 5 0.60% N 5 0 | N 2 0.50% 2 N 3 0.25 3 N 0 | — | N 2 0.50% 2 N 3 0.25 3 N 0 |
| | N 1 1.80% 1 N 2 1.50 2 N 3 1.25% 3 N 5 0.60% N 5 0 | N 2 0.50% 2 N 3 0.25 3 N 0 | N 2 0.50% 2 N 3 0.2 3 N 0 | — |

1 N

2

“ ”

“ ” “ ”

”

:

1

2

3

4

5 1998 12 29
 1999 7 1 2005 10 27

6 2003 10 28

 2004 6 1

7

8

9

10

11

12

13

14

15

16

17

18

19

20

21

22

23

24

25

26

2

200

2

27

28

29 T

30

31

32

33

34

35

36

37

38

39

40

41

42

273

MBA

Loftus Capital Partners Limited, Australia

KVB Kunlun Pty Ltd, Australia

2

| | | | | | | | |
|----|-----|----|---|----|---|----|-----|
| | | 92 | | 5 | 5 | 43 | 47% |
| 35 | 38% | | 7 | 8% | 2 | 2 | |
| 12 | 13% | | | | | | |

1

2

3

4

5

6

7

8

9

10

11

12

1

2

1

2

3

4

5

6

7

8

9

3

4

1

2

3

4

5

6

7

8

9

10

11

12

13

14

15

5

1

2

3

4

1

1

2

3

4

5

6

7

8

2

1

2

3

a

b

c

d

e

f

g

4

a

b

c

d

e

f

g

3

1

2

1

69

100

2009 1 15

2600

010-68424199

2009

1 15

" "

2004

"

" 2007

SAS70

SAS70

1998 5

2004 9

2

93

10

20

3

2008 12 31

63

LOF

300

100

1

2

3

1

2

3

| | |
|--------------|-------------------|
| | |
| 1 | |
| 68 | 9 |
| 68 | 9 |
| 021-61009916 | 021-61009917 |
| 400-700-5566 | www.cxfund.com.cn |

| | |
|---------------|------------------|
| 2 | |
| 1 | |
| 69 | |
| 100 | |
| 010-68297268 | 010-68297268 |
| 95599 | www.abchina.com |
| 2 | |
| 25 | |
| | |
| : 95533 | www.ccb.com |
| (3) | |
| 18 | |
| 188 | |
| | |
| 021-58781234 | 021-58408842 |
| 95559 | www.95559.com.cn |
| 4 | |
| 7088 | |
| 7088 | |
| | |
| 0755-83198888 | 0755-83195109 |
| 95555 | www.cmbchina.com |
| 5 | |
| 500 | |
| 12 | |
| | |
| 021-33054678 | 021-63232036 |
| 95528 | www.spdb.com.cn |
| (6) | |
| 154 | |
| 154 | |
| | |
| 0591-87839338 | 0591-87841932 |
| 95561 | www.cib.com.cn |

| | |
|-------------------------------|-----------------|
| 7 | |
| 4 | |
| 2 | |
| 010-58351666 | 010 83914283 |
| 95568 | www.cnbc.com.cn |
| 8 | |
| 8 | C |
| 8 | C |
| 010-65557018 | |
| 95558 | bank.ecitic.com |
| 9 | |
| 171 | |
| 171 | |
| 021-54033888 | 021-54035333 |
| 021-962505 | www.syvg.com.cn |
| 10 | |
| 8 | |
| 8 | |
| 021-63219781 | 021-51062920 |
| 400-8888-999 027-85808318 | www.95579.com |
| 11 | |
| 618 | |
| 168 | 29 |
| 021-62580818-177 021-38676666 | 021 62583439 |
| 400-8888-666 021-962588 | www.gtja.com |
| 12 | |
| 35 | C |
| 35 | C |
| 010-66568888 | 010-66568532 |

| | | | |
|--------------------|--|-----------------------|--|
| 4008-888-888 | | www.chinastock.com.cn | |
| 13 | | | |
| 63 | | 12 | |
| 188 | | | |
| 021-68634518 | | 021-68865938 | |
| 400-888-1551 | | www.xcsc.com | |
| 14 | | | |
| 98 | | 689 | |
| 021-23219000 | | 021-23219100 | |
| 400-8888-001 95553 | | www.htsec.com | |
| 15 | | | |
| 66 4 | | 188 | |
| : | | | |
| 010-65186758 | | 010-65182261 | |
| 400-8888-108 | | www.csc108.com | |
| 16 | | | |
| 183 | | 43 | |
| 183 | | 36 38 41 42 | |
| 020-87555888 | | 020-87557985 | |
| 95575 | | www.gf.com.cn | |
| 17 | | | |
| 99 | | 1199 . 1 21 | |
| 021-38565785 | | www.xyzq.com.cn | |
| 400-8888-123 | | | |
| 18 | | | |
| 128 | | 128 | |
| 128 | | | |

| | | |
|-----------------------------|----------------|------------------|
| 0531- 81283728 | 0531- 81283731 | 0531- 81283735 |
| 95538 | | wwwqlzq.com.cn |
| 19 | | |
| | 318 2 22-29 | |
| | 318 2 21-29 | |
| 021- 63325888 | | 021- 63327888 |
| 95503 | | wwwdfzq.com.cn |
| 20 | | |
| | 2 | |
| | 43 B | |
| 010- 62267799 | | 010- 62296854 |
| 0991- 96562 010- 62294600 | | wwwehongyuan.com |
| 21 | | |
| | 1508 | |
| | 1508 3 | |
| 021- 22769081 021- 22169089 | | 021 22169134 |
| 4008- 888- 788 10108998 | | www.ebscn.com |
| 22 | | |
| | 6 | |
| | 118 | |
| 021- 65526481 | | 021- 65526481 |
| 400- 8811- 177 | | www.xzsec.com |
| 23 | | |
| | 510 9 | |
| | 500 26 | |
| 021- 68761616 | | 021- 68767981 |
| 400- 8888- 128 | | www.tebon.com.cn |
| 24 | | |
| | 90 | |
| | 90 | |

| | |
|---|------------------|
| 0086-25-84457777 | 0086-25-84579778 |
| 400-8895-597 | www.htsc.com.cn |
| 3 | |
| “ ” | |
| http://www.sse.com.cn/sseportal/ps/zhs/hyzq/zxzg_szjt.jsp | |

27 23

010 58598839

010 58598907

256 14

021-51150298


021-51150398

“

”

1

2



2

1

/ 1

/

1 T 1.1 1

1.2

$$=10000/(1+1.2\%)=9881.42$$

$$=10000-9881.42=118.58$$

$$=9881.42/1.1=8983.11$$

1 8983.11

2

$$= /T$$

2 1

1.1

$$=10000/1.1=9090.91$$

3

3

1

$$= \times T$$

| | | | | | | |
|------|---|-------|-------|-------|-----|-------|
| | = | | × | | | |
| | = | | | | | |
| 2 | | | | | | |
| | = | | × | T | | |
| | | = | × | | = | × |
| | = | | × | | | |
| | = | | | - | | |
| 3 | | | | | 1 | |
| Q 5% | | | 1.1 | | | |
| | = | 10000 | × | 1.1 | = | 11000 |
| | = | 11000 | × | Q 5% | = | 55 |
| | = | 11000 | | 55 | = | 10945 |
| | | 1 | | 10945 | | |
| 4 | | | | | 1.1 | |
| | | | 1 | | | Q 5% |
| | | 1.5% | | 1.2 | | |
| | = | 10000 | × | 1.2 | = | 12000 |
| | | = | 10000 | × | 1.1 | × |
| | | | | 1.5% | = | 165 |
| | = | 12000 | × | Q 5% | = | 60 |
| | = | 12000 | | 165 | 60 | = |
| | | 1 | | 11775 | | |
| | | | | 11775 | | |
| | | | | | 1 | |
| | | | | 1 | | |

4

T

T+1

2005 3 22 ,

()

5

1

2

3

6

2

1

1

2

3

4

5

6
2
1
2
3
3

1
1
2
3
4
2

2

3

4

2

2

2

2

1

10

1

2

3

3

2

2

2

3

20

5

1

2

3

4

x

x

÷

5

(1)

(2)

(3) " "

1000

(4)

(5)

10%

(6)

6

1

2

T+1

3

3

15 35% 60% 80%
5% 15
80
80%

1
" " " "
" "
" "

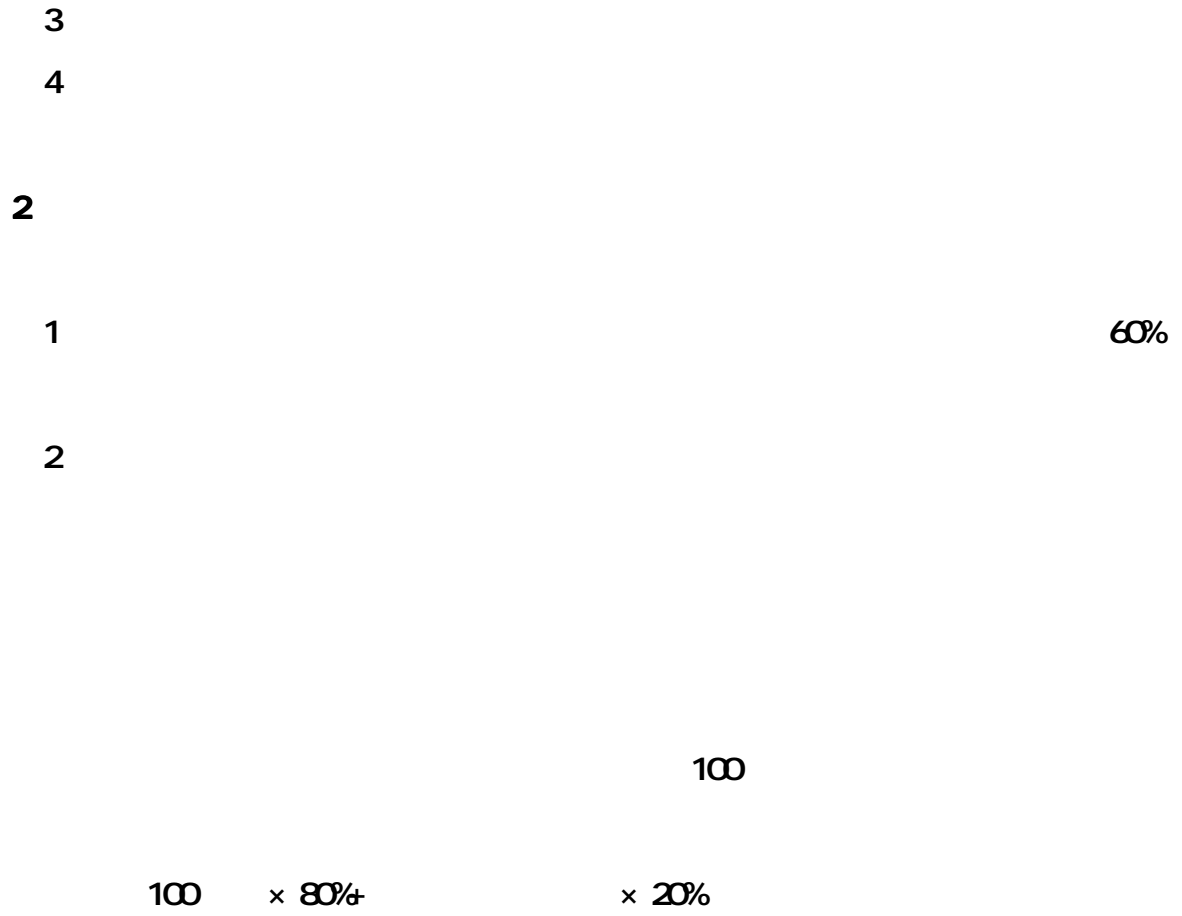
2

3

1

1

2



1

2

3

4

5

6

7

1

1

2

3

4

5

6

7

8

2

1

10

| | | | |
|-----|--|------------------|-------|
| | | | |
| A | | 26,456,000.00 | 1.25 |
| B | | 38,036,323.10 | 1.80 |
| C | | 555,915,631.59 | 26.27 |
| ∞ | | 165,769,405.50 | 7.83 |
| C1 | | 35,866,599.23 | 1.70 |
| C2 | | | |
| C3 | | | |
| C4 | | 52,341,289.08 | 2.47 |
| C5 | | 12,573,829.74 | 0.59 |
| C6 | | 28,113,265.99 | 1.33 |
| C7 | | 188,160,485.94 | 8.89 |
| C8 | | 73,090,756.11 | 3.45 |
| C99 | | | |
| D | | 19,450,878.30 | 0.92 |
| E | | 51,203,206.84 | 2.42 |
| F | | 38,210,619.99 | 1.81 |
| G | | 258,738,925.79 | 12.23 |
| H | | 162,214,855.01 | 7.67 |
| I | | 162,935,691.57 | 7.70 |
| J | | 121,229,053.12 | 5.73 |
| K | | | |
| L | | 15,184,000.00 | 0.72 |
| M | | | |
| | | 1,449,575,185.31 | 68.51 |

| | | | | () | |
|---|--------|--|------------|---------------|------|
| 1 | 600550 | | 4,731,564 | 95,435,645.88 | 4.51 |
| 2 | 600050 | | 16,499,924 | 82,994,617.72 | 3.92 |
| 3 | 000063 | | 3,015,349 | 82,017,492.80 | 3.88 |
| 4 | 600000 | | 6,178,630 | 81,866,847.50 | 3.87 |
| 5 | 000858 | | 5,680,000 | 75,771,200.00 | 3.58 |
| 6 | 600616 | | 6,751,055 | 72,101,267.40 | 3.41 |
| 7 | 600048 | | 4,759,659 | 68,539,089.60 | 3.24 |
| 8 | 600030 | | 3,500,000 | 62,895,000.00 | 2.97 |
| 9 | 601186 | | 5,099,921 | 51,203,206.84 | 2.42 |

| | | | | | |
|----|--------|--|-----------|---------------|------|
| 10 | 600867 | | 3,249,935 | 45,466,590.65 | 2.15 |
|----|--------|--|-----------|---------------|------|

| | | | | | |
|---|--|--|----------------|--|-------|
| | | | | | |
| 1 | | | | | |
| 2 | | | 314,502,500.00 | | 14.86 |
| 3 | | | | | |
| 4 | | | 8,047,528.80 | | 0.38 |
| 5 | | | | | |
| 6 | | | 40,370,511.71 | | 1.91 |
| 7 | | | | | |
| 8 | | | 362,920,540.51 | | 17.15 |

2

3

| | | |
|---|--|---------------|
| | | |
| 1 | | 960,000.00 |
| 2 | | 20,411,761.80 |
| 3 | | |
| 4 | | 10,166,553.87 |
| 5 | | 295,595.47 |
| 6 | | |
| 7 | | |
| 8 | | |
| 9 | | 31,833,911.14 |

4

| | | | | |
|---|--------|--|---------------|------|
| | | | () | |
| 1 | 125572 | | 20,095,130.81 | 0.95 |
| 2 | 125528 | | 13,522,884.50 | 0.64 |
| 3 | 110002 | | 6,752,496.40 | 0.32 |

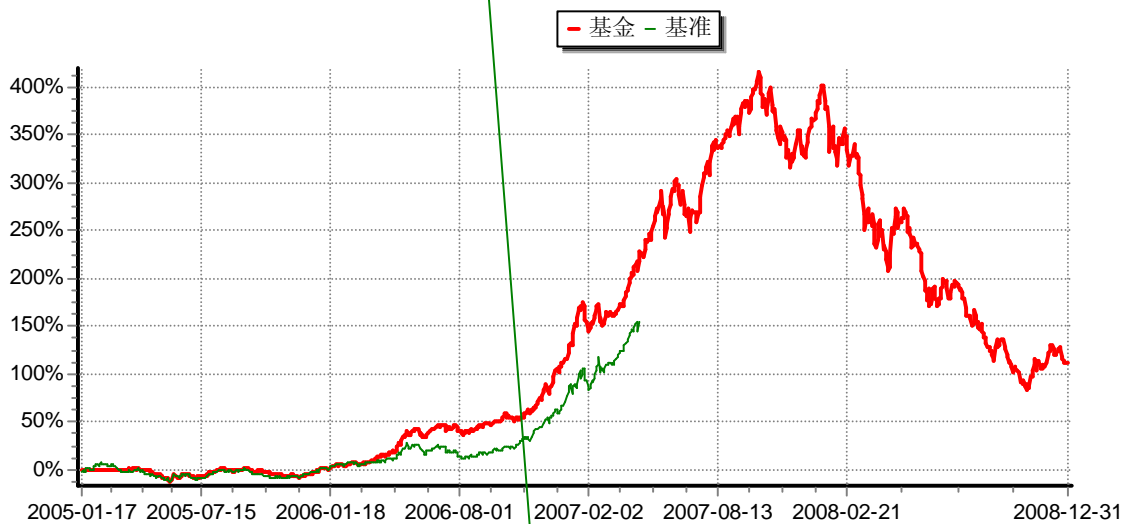
5

2008

| | | | | | | |
|------------|---------|-------|---------|-------|---------|--------|
| 2008 10 1 | -10.82% | 2.22% | -14.79% | 2.40% | 3.97% | -0.18% |
| 2008 12 31 | | | | | | |
| 2008 7 1 | -14.50% | 2.07% | -13.95% | 2.30% | -0.55% | -0.23% |
| 2008 9 30 | | | | | | |
| 2008 1 1 | -40.32% | 2.60% | -37.75% | 2.45% | -2.57% | 0.15% |
| 2008 6 30 | | | | | | |
| 2007 | 114.37% | 1.91% | 130.55% | 1.96% | -16.18% | -0.05% |
| 2006 | 120.57% | 1.16% | 74.33% | 1.15% | 46.24% | 0.01% |
| 2005 1 17 | | | | | | |
| | -1.56% | 0.86% | -1.21% | 1.05% | -0.35% | -0.19% |
| 2005 12 31 | | | | | | |

2005 1 17

2008 12 31



1
(1)

(2)

1

2

3

4

$$FV = C + P - C \times \frac{D1 - D2}{D1}$$

FV

C

(4)

2

(1)

(2)

()

(3)

(4)

(5)

(6)

(7)

(1) (6)

(1)

(6)

(8)

3

(1)

(2)

(1)

(1)

(3)

4

1

2

Q 25%

Q 5%

3

4

5

6

1

2

3

1

1

2

“

”

3

4

5

2

90%

1

4

2

1

2

1

1

2

3

4

5

6

7

2

1

G

| | |
|--|----------|
| | G |
| | 1.5% |

$H \times G \times 1/$

H

E

G%

2

2

T

| | |
|--|-------|
| | (T) |
| | Q 25% |

H Ex T x 1/

H

T

E

2

3 "

" 3 7

3

1

| | |
|----------|------|
| M | |
| M100 | 1.5% |
| 100 M500 | 1.0% |

| | |
|-------|------|
| M 500 | 1000 |
|-------|------|

| | |
|-------|------|
| N | |
| N<1 | 1.5 |
| 1 N<3 | 1.2% |
| 3 N<5 | 0.8% |
| N 5 | 0 |

/ 1

/

= × T

= ×

×

= ×

=

-

| | | | | |
|--|---|---|---|---|
| | | | | |
| | — | | | |
| | N 1 2.10% 1 N 2 1.40 2 N 3 1.10% 3 N 5 0.50% N 5 0 | — | N 1 0.50% 1 N 2 0.30 2 N 0 | N 1 0.50% 1 N 2 0.30 2 N 0 |
| | N 1 1.80% 1 N 2 1.50 2 N 3 1.25% 3 N 5 0.60% N 5 0 | N 2 0.50% 2 N 3 0.25 3 N 0 | — | N 2 0.50% 2 N 3 0.25 3 N 0 |
| | N 1 1.80% 1 N 2 1.50 2 N 3 1.25% 3 N 5 0.60% N 5 0 | N 2 0.50% 2 N 3 0.25 3 N 0 | N 2 0.50% 2 N 3 0.2 3 N 0 | — |

2007 9 1

x

x

÷

4

2

4

1

2

1 1 12 31

3

4

5

6

1

2

3

2

1

2

3

4

5

6

7

8

9

10

11

12

13

1

1

3

2

3

4

6

45

15

2

2

1

90

2 60

3 15

4

3

(1)

(2)

(3)

(4)

(5)

(6)

(7)

(8)

(9)

(10)

| | | |
|------|-----|----|
| (11) | 50 | |
| (12) | | 30 |
| (13) | | |
| (14) | | |
| (15) | | |
| (16) | | |
| (17) | | |
| (18) | | |
| (19) | 0 5 | |
| (20) | | |
| (21) | | |
| (22) | | |
| (23) | | |
| (24) | | |
| (25) | | |
| (26) | | |
| (27) | | |
| (28) | | |
| 4 | | |

1

1

2

3

4

5

2

3

4

5

6

7

1

2

3

1

2

3

6

4

6

5

60

200

60

5000

6

1

1

30

2

5

3

2

1

2

3

4

5

6

3

4

5

6

15

1

1

2

3

4

5

6

7

8

9

10

11

2

1

2

3

4

5

6

7

8

9

10

11

12

13

14

15

16

17

18

19

20

21

22

23

3

1

2

3

4

5

4

1

2

3

4

5

6

7

8

9

10

11

12

13

18

19

5

1

2

3

4

5

6

7

8

9

6

1

2

3

4

5

1

1

2

3

4

5

6

7

8

9

10

11 10

12

13

1

2

3

4

5

2

1

2


3

10

60

4 10

10



2

30

4

1

2

a

b

3

4

5

| | | | | |
|----|--|------|----|-----|
| 1 | | | | |
| 1 | | | | |
| 2 | | | | |
| 3 | | 6 | | |
| 4 | | 6 | | |
| 5 | | | 60 | 200 |
| 60 | | 5000 | | |
| 6 | | | | |

| | | | | |
|---|--|----|--|--|
| 2 | | | | |
| 1 | | | | |
| a | | 30 | | |
| b | | | | |
| | | 5 | | |
| c | | | | |
| 2 | | | | |
| a | | | | |
| b | | | | |
| c | | | | |
| d | | | | |
| e | | | | |

f

3

4

5

69

[1998] 23

2600

1

1

2

2

1

2

1

2

3

4

1

2

1

2

1

2

“ ” “ ” “ ” “ ”

1

T 2

15

15

2

1

400-700-5566

www.cxfund.com.cn

2

3

1

2

T+2

T+2

3

400-700-5566

www.cxfund.com.cn

(service@cxfund.com.cn)

(021-61009800)

1

2

3

1 " "

2 " "

3

4

5

6

7

8

9

10

2008 8 29

2008 8 29

2008

2008 9 2

2008 2

2008 9 3

2008 9 3

2008 9 16

2008 9 17

2008 9 23

2008 9 23

2008 9 23

2008 9 27

2008 10 23

2008 10 24

2008

2008 10 30

2008 10 30

2008 12 12

2008 12 30

2009 1 16

2009 1 17