




.....	1
.....	3
.....	8
.....	10
.....	12
.....	14
.....	23
.....	30
.....	38
.....	41
.....	42
.....	44
.....	51
.....	52
.....	57
.....	59
.....	61
.....	62
.....	69
.....	71
.....	72
.....	73
.....	74
.....	75



1

2

()

()

3





1

2

3

4

5

6

7

8

9

2003 10 28
2012 12 28
2013 6 1 2015 4 24

<

>

10

2013 3 15 6 1

11

2004 6 8 7 1

12

2014 7 7 8 8

13

2017 8 31

10

1

14

15

/

16

17

18

19

20

21

22

23

24

25

26

27

28

29

30

3

31

32

33

3

3

34

5

20

35

36

37 T

38 $T+n$ T n (T) n

39

40

41

42

43

1000

44

45

46

47

48

49



3


3

20

5

1000

8



3

1.00

50%



1

3

2

3

1

2

3

4

5

1


2

3

4

1000

3



3

1000

3

5000

60



1

2

3

4

5

6

1

2



T

T 7

3

T

T+1

T

T+2

1

2

3

4



5

1

4

5

2

3

4

5

7

1.5%

6

7



8

1

2

3

4

5

6

7

8

50%

9

1 2 3 5 6 8 9



1

2

3

4

5

50%


6

1

20%

2

1



2

20%

20

3

20%

20%

20

20%

3

3

1

2

1

3

4







68 9

2003 5 9

[2003]63

1.65

9

10

11

12

13

14

10

11

12

13

14

15

16

15

17

18

19

20

21

24

30

25

26

27

55

1984 1 1

[1983]146

35, 640, 625. 71

1998 25

1

1

2

3

4



- 5
- 6
- 7
- 2

- 1
- 2

- 3

- 4

- 5
- 6

- 7

- 8

- 9
- 10

11

15

12

13

14

15

16

17

18

19

20

21

22

1

1



2

3

4

5

6

7

8

9

2

1

2

3

4

5

6

7

8

9

3

10



1

1

2

3

4

5

6

7

8

9

10

11

10%

10%

12

13

2

1

2



3

4

5

6

7

1

2

3

10

60

60

4

10%


10%

10

60

10%

10%



1

1

3

3

6

4

3

3

4

1

10%

10%

35



30

30

30

30

2

1

2

30

2

1

2

2

1

1

2

3



4

2

5

2



1
2
3
4

1
2
3
4

10% 1 10%

2 6

3

4
5

2

6



7

8

1	10%	10%
2		6

3

4

5

2

6

7

1	10%	10%
2		

3

2





1

2

3

4

5

1

2


3



5

6

7



1


2

10

5%

10

80%

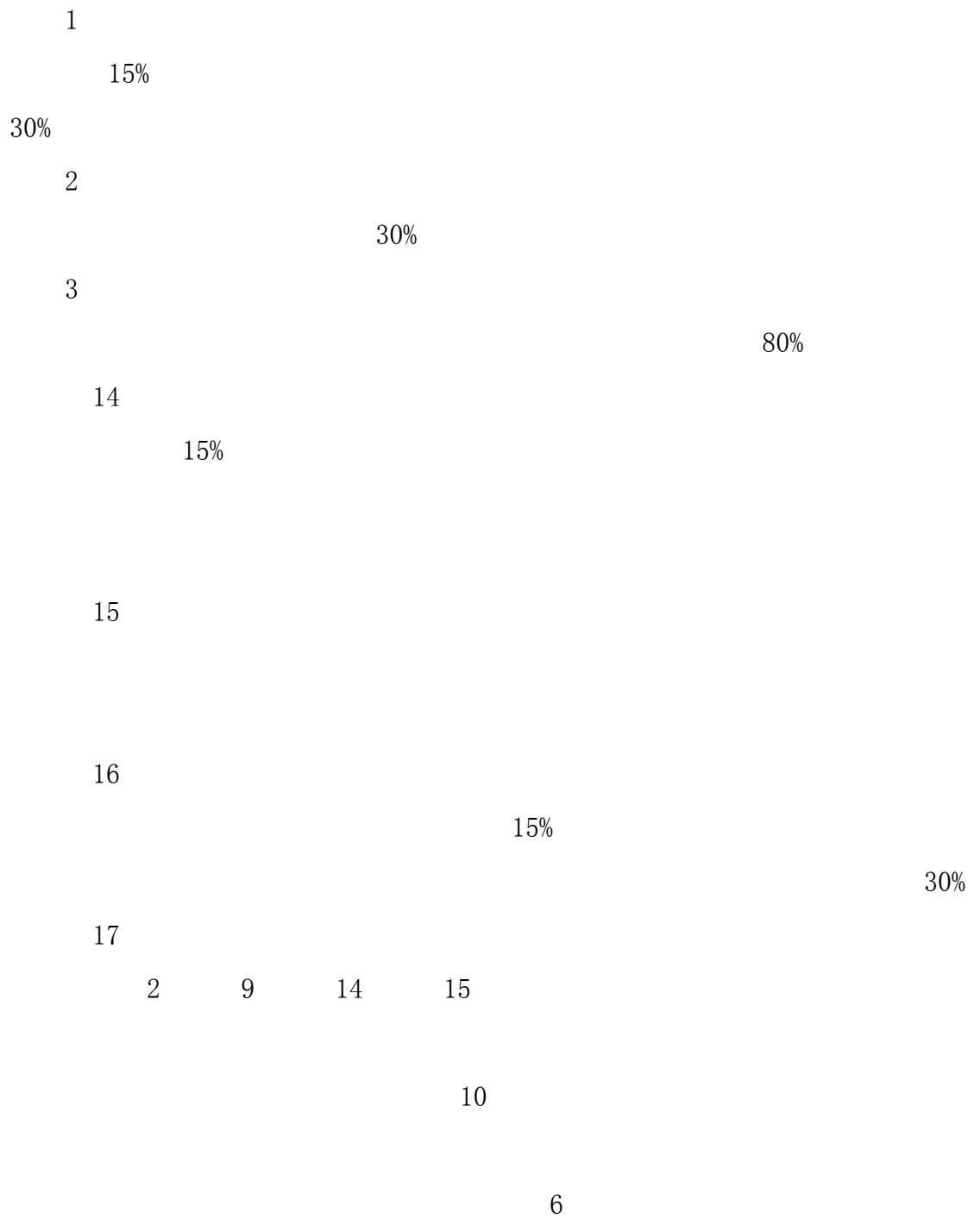



3

4

5

1			80%
10		10	
2			5%
3			10%
4			
10%			
5			
	10%		
6			20%
7		()	
	10%		
8			
		10%	
9		BBB	(BBB)
	3		
10			
	40%		1
11			200%
		140%	
12			
10%			
13			



2

1

2

3

4

5

6



1

2

3





1

1

2

3

4

2

1

2

3



3

4

5

6

1

0.0001

5

2



4 (4)

1

()

2

1


2

3

()



4			
3			
1			
2			
3			
4			
4			
1			
2	0.25%		
		0.5%	
3			
1			
2			
3	50%		
4			



1

5

2



1
2
3
4
5
6
7
8
9

1

0.3%

H E 0.3%

H

E

2

E

2

2

2

3 9

1

2


3

4



15





- 1
- 2
- 3
- 4
- 5
- 6



1

2

6

45

15

3

3



90

60

15

2

2

20%



1

2

3

4

5

6

7

8

9

10

11

12

13

14

15

16

17

18

19

20

21

22

23

24

25

26

27

28

10



50%

XBRL

10

1

2



3



1

2

1

2

6

3

2

4

5

1

30

2

3

4

1



2

3

4

5

6

7

5

6

5

15




1

2

/

3





1

2

3

4

5





1

1

2

3

4

5

6

7

8

9

10

11

12

13

14

15



16

2

1

2

3

4

5

6

7

8

9

10

11

12

13

14

15

16

15

17

18

19

20

21

22

23

24

30

25

26

27

1



1



8

9

10

11

15

12

13

14

15

16

17

18

19

20

21

22

7

8

9

3

10

1

1

2

3

4

5

6

7

8

9

10

11

10%

10%

12

13

2

1

2


3

4

5

6

	10			
60			10%	10%
	10			
60				
5	10%	10%		
	10%	10%		30
6				
1			30	
1				
2				
3				
4				
5				
6				
7				
2				
3				



1

1

2

3


6

2

1

2

2



3

3

6

4

3

3

4

1



10%

10%

35

30

30

30

30


2

1

2

30

2



1

2

2

1

1

2



3

4

2

5

2



1

3

2

3

4

5

2

15



1

2

3

4

5

6

7

8

9

1

0.3%

H E 0.3 %

H

E

2

2

2

2

0.1%

H E 0.1%

H

E

2

2

2


3 9


1

2

3

4





4				
10%				
5				
	10%			
6				20%
7		()	
		10%		
8				
			10%	
9			BBB	(BBB)
		3		
10				
	40%			1
11				200%
			140%	
12				
10%				
13				
1				
	15%			
30%				
2				
		30%		
3				
			80%	
14				
	15%			



15

16

15%

30%

17

2 9 14 15

10

6

2

1


2

3

4

5

6





2

1

2

6

3

2

4

5

1

30

2

3

4

1


2

3

4

5

6



7

5

6

5

15
