

2018 1

2015 5

20

2015 919

2015 6 9

()

()

() 2017 12 9
2017 9 30 ()

	68 9
	68 9
	200120
	[2003]63
	2003 5 9
	021-61009999
	021-61009800

		7350	44.55%
		5149.5	31.21%
		2500.5	15.15%
		751	4.55%
		749	4.54%
		16500	100%

1

IMBA

,

			EMBA
			2002
			()
1			
2	2017	12	29

2

3

			EMBA
			2001
			CIM Investors Group Financial Services Co. Ltd 2002

			LOF

4

		2016 5 24	
		2016 2 6	2006
		2016 12 12	2013 LOF

		2017 7 28	2017 5
		2016 12 22	

1

2 2017 12 26

28, 365, 585, 227

010-58560666

2011 12 CFCA 40
 2011 2011
 2009 2010

2012 6 20 ,
 2011-2012 2012
 2010

2012 11 29 The Asset 2012 AAA
 -

2013 , 21

2013 PE/VC
 2013 21 2013

2013 2013

2013 2013

2013 2013

2013

2014

2014

2014

2014

21

2015

2015

2015

EUROMONEY 2015

2015

2015

2015

2014-2015

2

36 100% 80%
100%

2017

9 30 179
4100.94 2007

2010

21

()

(1)

(2)

(3)

(4)

(5)

(1)

(2)

(3)

(4)

(5)

(6)

(1)

(2)

(3)

(4)

(5)

(6)

1	
68 9	
68 9	
021-61009916	021-61009917
400-700-5566	www.cxfund.com.cn
2	
1	
2	
2	
010-58560666	010-57092611
95568	www.cmbc.com.cn
2	
8	
8	
027-65799999	027-85481900
95579 4008-888-999	www.95579.com



400 860 1555	www.dwzq.com.cn
5	
	1508
	1508
021-22169999	021-22169134
95525	www.ebscn.com

11	
638	21
638	
0931-4890208	0931-4890628
4006898888	www.hlzqgs.com.cn
12	
56	
56	
0451-82336863	0451-82287211



35 2-6	
35 C	
010-66568292	010-66568990
4008-888-888	www.chinastock.com.cn
24	
66 4	
:	
188	
010-85130588	010-65182261
400-8888-108	www.csc108.com
25	
8	
48	
010-60838888	010-60833739
95558	www.citics.com
26	
222	1 20 266061)
222	1 20 266061
0532-85022326	0532-85022605
95548	www.citicssd.com
27	
6009	29
6009	29
0755-83734659	0755-82960582
95329	www.zszq.com.cn
28	
9 1	
9 1	
010-63081000	010-63080978
95321	www.cindasc.com
29	
8	

8	
023-63786633	023-63786212
4008096096	www.swsc.com.cn
30	
1218 1 202	
B 6	
0571-81137494	4000-766-123
4000-766-123	www.fund123.cn
31	
526 2 220	
1267 11	
021-20691832	021-20691861
400-820-2899	www.erichfund.com
32	
7650 205	
68 8 801	
021-38602377	021-38509777
400-821-5399	www.noah-fund.com
33	
685 37 4 449	
1118 903-906	
021-58870011	021-68596916
4007009665	www.ehowbuy.com
34	
22 10	
22 10	
021-68419822	021-20835779
400-920-0022	www.licaike.com
35	
190 2 2	
195 3C 7	

021-54509998	021-64385308
400-1818-188	fund.eastmoney.com
36	
1 903	
7 2 2	
0571-88911818	0571-86800423
4008-773-772	www.5ifund.com
37	
100	19
100	19
021-33323999-5611	021-33323830
4008202819	www.chinapnr.com
38	
1333 14 09	
1333 14	
021-20665952	021-22066653
4008219031	www.lufunds.com
39	
359	B 4 A506
1386	15
021-22267943	021-22268089
400-928-2266	www.dtfortune.com
40	
277 3 310	
518 8 3	
021-52822063	021-52975270
400-046-6788	www.66zichan.com
41	
1217 16 B	
1217 6	

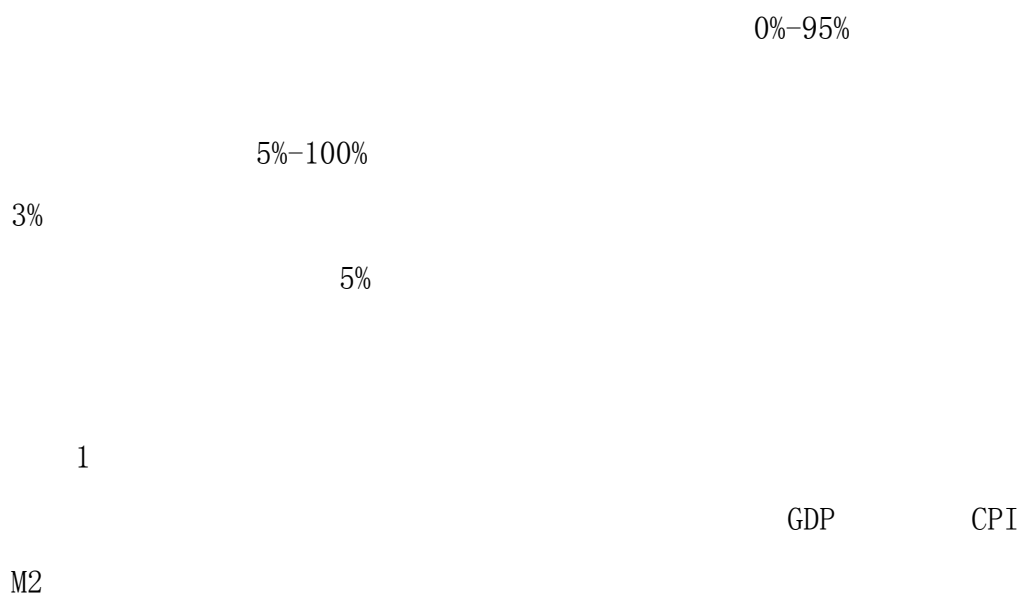
021-80133597	021-80133413
4008081016	www.fundhaiyin.com
42	
765 602-115	
1 4	
021-80365020	021-63332523
4006433389	www.vstonewealth.com
43	
5475 1033	
91 61 10 12	
86-021-50583533	86-021-50583633
400-921-7755	http://a.leadfund.com.cn/
44	
6 105 -3491	
1 12 B1201-1203	
020-89629012	020-89629011
020-89629066	www.yingmi.cn
45	
11 11 1108	
11 11 1108	
010-56282140	010-62680827
400-619-9059	www.hcjjjin.com
46	
687 1 2 268	
33 B 8	
010-88066632	010-88066552
4008175666	www.amcfortune.com
47	
55 20 2302	
6	
010-85256214	

4008195569	www.hx-sales.com
48	
2	A 2208
2	A 2208
010-88312877-8032	010-88312099
400-001-1566	www.yilucaifu.com
3	
http://www.sse.com.cn	

1

2 C

	17	256 1405	222 30
	17	256 1405	222 30
	010-59378856	021-51150298	021-61418888
	010-59378907	021-51150398	021-61411909



2

1

2

P/E

EV/EBIT

Franchise P/E

3

1

2

3

4

5

6

7

4

1

2

3

+3%

2018 1

2017 9 30

2017 3

			%
1		198,998,773.12	19.00
		198,998,773.12	19.00
2		-	-
3		788,238,909.56	75.27
		788,238,909.56	75.27
		-	-
4		-	-
5		-	-
6		-	-
		-	-
7		18,954,810.29	1.81
8		41,032,844.54	3.92
9		1,047,225,337.51	100.00

1

			%
A			
B		39,793.60	0.00
C		95,439,766.37	9.29
D		31,093.44	0.00
E		-	-
F		-	-
G		25,571.91	0.00
H		-	-
I		103,449,771.75	10.07
J		-	-
K		-	-
L		-	-
M		-	-
N		-	-
O		-	-
P		-	-
Q		-	-
R		12,776.05	0.00
S		-	-
		198,998,773.12	19.37

2

					%
1	600588		1,023,955	24,226,775.30	2.36
2	000063		800,000	22,640,000.00	2.20

3	300033		340,000	21,250,000.00	2.07
4	603019		564,400	20,820,716.00	2.03
5	002439		800,023	17,712,509.22	1.72
6	002410		795,025	16,258,261.25	1.58
7	300308		299,905	14,572,383.95	1.42
8	603986				

1

2

1

2

3

1

11 28

300033

2016

2016 11 26

[2016]124

2

3

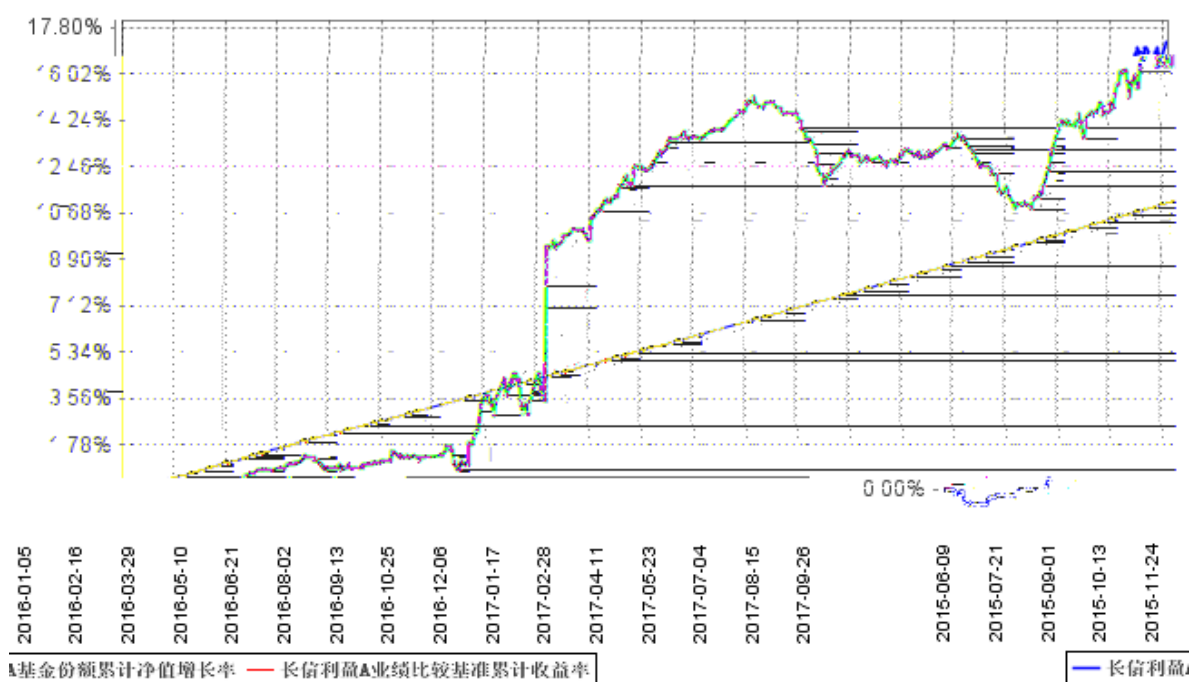
1		612,472.63
2		21,706,269.55
3		-
4		18,713,907.52
5		194.84
6		-
7		-
8		-
9		41,032,844.54

4

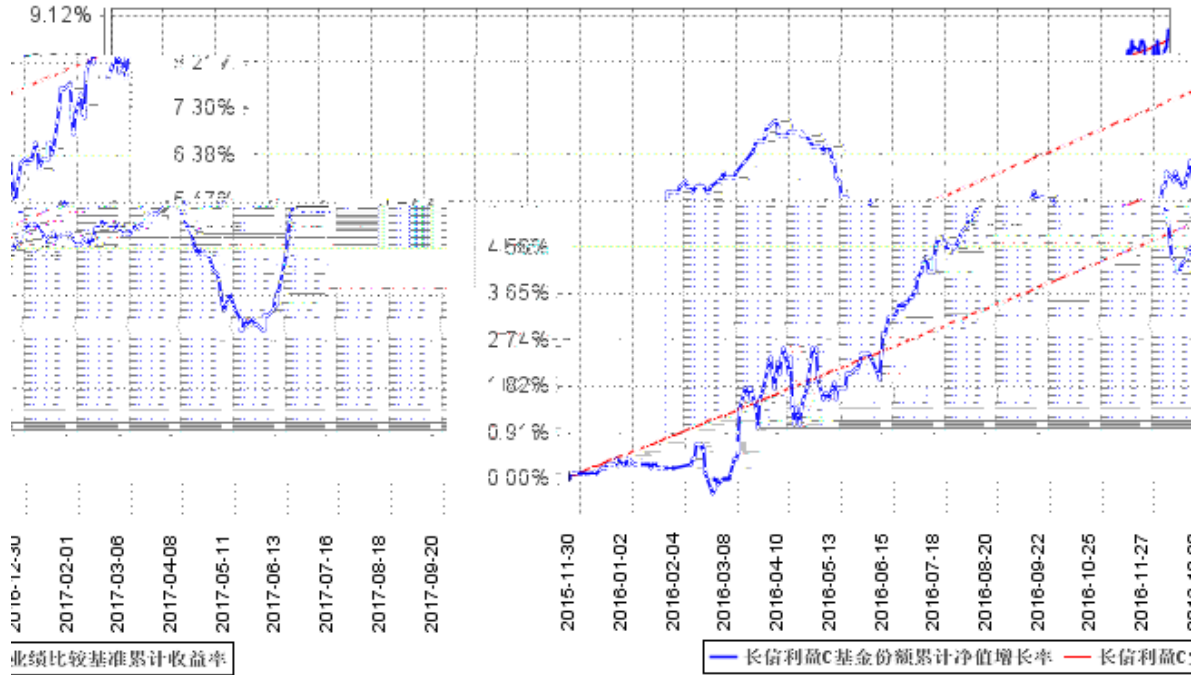
5

12 31						
2016 1 1 -2016 12 31	4.24%	0.18%	4.61%	0.01%	-0.37%	0.17%
2017 1 1 -2017 6 30	1.33%	0.13%	2.26%	0.01%	-0.93%	0.12%
2017 7 1 -2017 9 30	2.62%	0.28%	1.14%	0.01%	1.48%	0.27%

1 A



2 C



业绩比较基准累计收益率

— 长信利盈C基金份额累计净值增长率 — 长信利盈C:

1 A 2015 6 9 2017 9 30
 C 2015 11 30 2017 9 30
 2 6

1

1

2

3

4

5

6

7

8

9

10

2			
	1		
			0.6%
H	0.6		
H			
E			
			2
		2	
2			
	2		
			0.1%
H	0.1		
H			
E			
			2
		2	
2			
	3		
	A		C
0.25%			
		C	0.25%
H	E	0.25%	

H C

E C

2

2

2

1

4 (10)

3

(1)

(2)

(3)

(4)

4

A

C

A

C

1

A C

	M	
A	M 100	0.8%
	100 M 500	0.5%
	M 500	1000
C	0	

M

2

A C

	Y	
A	Y 7	1.5%
	7 Y 30	0.75%
	30 Y 6	0.50%
	6 Y	0
C	Y 30	0.5%
	Y 30	0

Y

30

30

3

75%

3

6

50%

6

25%

3

A B

A

519999 B

519998

519997

519995

519993

C

C

519989

A

A

519985

A

A

519983

A

A 519965

500

2017 6 30

2017 7 4

[2009]32

2010 4 23

1

2

1

(-)

2

)

(1.00)
3

(1.00

,

,

1

2

3

4

5

6

7

8

