

2018

2018 6 30

2018 8 29

1

2018 8 27

2018 1 1 2018 6 30

	4
	300

2.3

	021-61009999	020-87555888
	zhouyg@cxfund.com.cn	cuirj@gf.com.cn
	4007005566	95575
	021-61009800	020-87555129

2.4

	www.cxfund.com.cn
	68 9 183-187 43


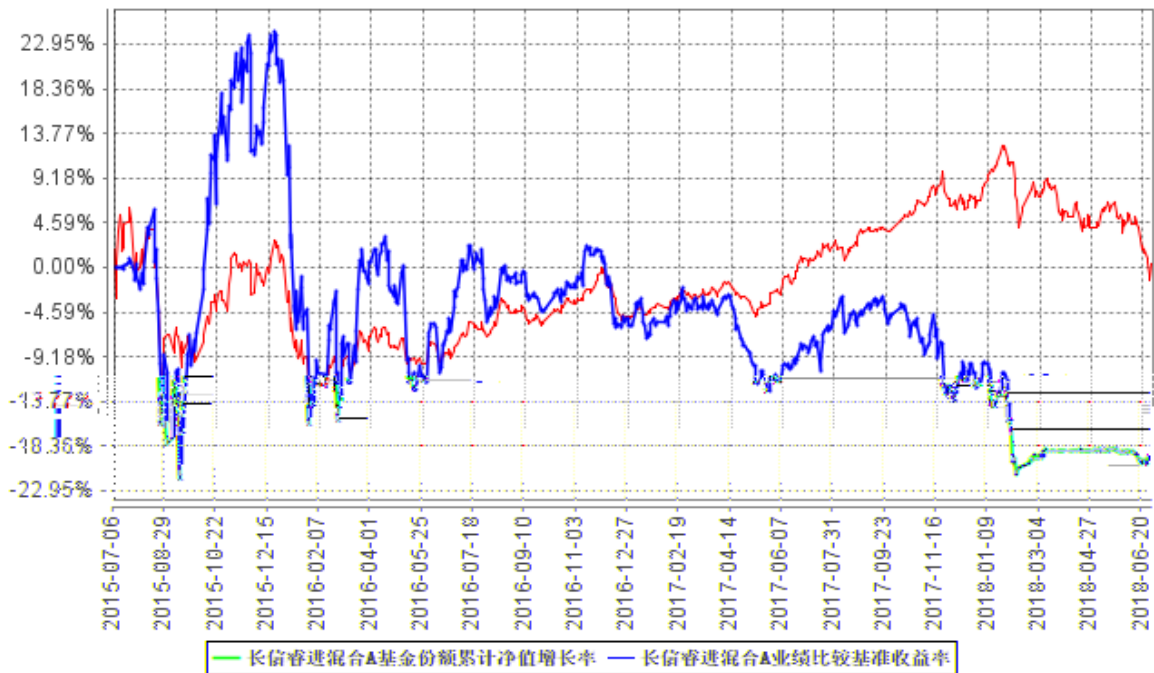
3

3.1

	A	C
3.1.1	(2018 1 1 - 2018 6 30	

	-0.64%	0.37%	-4.37%	0.77%	3.73%	-0.40%
	-0.87%	0.22%	-5.19%	0.68%	4.32%	-0.46%
	-9.06%	0.69%	-6.18%	0.69%	-2.88%	0.00%
	-14.31%	0.83%	-0.68%	0.57%	-13.63%	0.26%
	-22.88%	1.67%	0.29%	0.88%	-23.17%	0.79%

3.2.2



4

4.1

4.1.1

			2003	63	
					1.65
			44.55%		
31.21%		15.15%			4.55%
		4.54%			
	2018	6	30	61	

100

(LOF)

(LOF)

LOF

LOF

500

LOF

4.1.2

		2017 3	2018 4		
		18	23	8	
		2018 3	-	8	
		17			

1

/

2

4.2

4.3

4.3.1

4.3.2

5%

4.4

4.4.1

2018

2018

500

2018

3

4 5

4 5

4.4.2

	A	0.8063		0.8063
	A	-8.48%	C	0.7712
0.7712		C	-9.06%	
-6.18%				

4.5

2018

4.6

,

5

5.1

5.2

5.3

2018

6

6.1

2018 6 30

	2018 6 30	2017 12 31
	5,964,018.81	4,873,864.34
	3,743,563.04	173,588.89
	67,784.09	55,528.79
	242,155,425.69	35,869,764.51
	73,490,225.69	35,869,764.51
	-	-
	168,665,200.00	-
	-	-
	-	-
	-	-
	50,000,000.00	-
	6,828,745.89	2,416.29
	1,593,197.66	849.39
	-	-
	4,002.69	6,031.84
	-	-
	-	-
	310,356,737.87	40,982,044.05
	2018 6 30	2017 12 31
	-	-
	-	-
	-	-
	-	-
	7,056,804.36	-
	9,118.03	107,644.56
	373,856.93	57,716.25
	62,309.50	9,619.36
	196,453.63	24,196.73
	85,603.60	105,906.65

	-	-
	-	-
	-	-
	-	-
	83,398.48	210,000.09
	7,867,544.53	515,083.64
	391,969,885.80	47,490,728.70
	-89,480,692.46	-7,023,768.29
	302,489,193.34	40,466,960.41
	310,356,737.87	40,982,044.05

2018 6 30

A

0.8063

C

0.7712

391,969,885.80

A

5,510,035.51

C

386,459,850.29

6.2

2018 1 1 2018 6 30

1.

	2018 1 1 6 30	2018 6 30	2017 1 1 6 30	2017 6 30
		-3,655,152.29		-134,185.84
1.		2,389,224.27		69,656.77
		85,939.46		38,811.60
		1,576,713.06		-
		-		-
		726,571.75		30,845.17
		-		-

5.	-	10,791.82	10,066.70
		2,125,012.23	1,273,701.99
1		1,093,316.17	453,803.59
2		182,219.41	75,633.94
3		563,536.58	208,499.90
4		193,554.50	418,126.21
5		-	-
		-	-
6		-	-
7		92,385.57	117,638.35
	-	-5,780,164.52	-1,407,887.83
		-	-
	-	-5,780,164.52	-1,407,887.83

6.3

2018 1 1 2018 6 30

	2018 1 1 2018 6 30		
	47,490,728.70	-7,023,768.29	40,466,960.41
	-	-5,780,164.52	-5,780,164.52
-	344,479,157.10	-76,676,759.65	267,802,397.45
1.	359,095,783.98	-79,637,558.06	279,458,225.92
2.	-14,616,626.88	2,960,798.41	-11,655,828.47

	391,969,885.80	-89,480,692.46	302,489,193.34
	2017 1 1 2017 6 30		
	78,279,036.84	-5,687,322.33	72,591,714.51
	-	-1,407,887.83	-1,407,887.83
-	-20,526,723.53	1,491,470.24	-19,035,253.29
1.	6,089,561.40	-456,637.10	5,632,924.30
2.	-26,616,284.93	1,948,107.34	-24,668,177.59
-	-	-	-
	57,752,313.31	-5,603,739.92	52,148,573.39

6.1 6.4

6.4**6.4.1**

[2015]1164

2015

7 6

308,604,154.67

A C A
C

0%-95%

5%-100%

3%

5%

300

6.4.2

2

3

XBRL

3 <

>

[2016]70

[2016]140

[2017]56

2018 1 1

3%

2018 1 1

6.4.5.3

2011

2011

7%

3%

2%

6.4.5.4

[2004]78

2004 1 1

[2005]103

[2008]1

6.4.5.5

[2005]103

[2008]132

2008 10 9

[2012]85

2013 1 1

1 1

1 1 1 50%

1 25% 20%

[2015]101

2015 9 8

1

6.4.6**6.4.6.1**

6.4.7**6.4.7.1****6.4.7.1.1**

	2018 1 1		2018 6 30		2017 1 1		2017 6 30	
	139,780,559.76			100.00%	143,424,740.11			100.00%

6.4.7.1.2

	2018 1 1		2018 6 30		2017 1 1		2017 6 30	
	54,129,741.50			100.00%	-			-

6.4.7.1.3

	2018 1 1		2018 6 30		2017 1 1		2017 6 30	
	2,524,000,000.00			100.00%	80,000,000.00			100.00%

6.4.7.1.4**6.4.7.1.5**

	2018 1 1		2018 6 30	
	130,177.47			100.00%
			80,787.33	100.00%

	2017 1 1		2017 6 30	
	250,812.18	100.00%	125,791.11	100.00%

6.4.7.2

6.4.7.2.1

	2018 1 1 30	2018 6	2017 1 1	2017 6 30
		1,093,316.17		453,803.59
		125,210.20		206,774.17

1.50%

H

H

E

6.4.7.2.2

	2018 1 1 30	2018 6	2017 1 1	2017 6 30
		182,219.41		75,633.94

0.25%

H

H

E

2018

6.4.7.2.3

2018 1 1 2018 6 30

6.4.8.3

6.4.8.3.1

6.4.8.3.2

7

7.1

			%
1		73,490,225.69	23.68
		73,490,225.69	23.68
2		-	-
3		168,665,200.00	54.35
		168,665,200.00	54.35
		-	-
4		-	-
5		-	-
6		50,000,000.00	16.11
		-	-
7		9,707,581.85	3.13
8		8,493,730.33	2.74
9		310,356,737.87	100.00

7.2

7.2.1

			(%)
A		-	-
B		1,930,889.22	0.64
C		47,391,204.60	15.67
D		-	-
E		-	-
F		3,860,027.00	1.28
G		-	-
H		1,907,136.00	0.63
I		9,359,004.74	3.09
J		-	-

K		2,996,669.00	0.99
L		1,812,899.13	0.60
M		-	-
N		727,636.00	0.24
O		-	-
P		-	-
Q		-	-
R		3,504,760.00	1.16
S		-	-
		73,490,225.69	24.30

7.2.2**7.3**

1	603883		27,200	2,261,952.00	0.75
2	603019		49,000	2,247,630.00	0.74
3	002815		136,900	2,204,090.00	0.73
4	300166		143,700	2,116,701.00	0.70
5	000681		72,200	2,072,140.00	0.69
6	002179		51,349	2,002,611.00	0.66
7	600460		160,400	1,956,880.00	0.65
8	600521		73,000	1,948,370.00	0.64
9	002371		39,100	1,942,097.00	0.64
10	000651		41,000	1,933,150.00	0.64

www.cxfund.com.cn

7.4**7.4.1**

2% 20

1	600460		2,710,998.09	6.70


2	603883		2,240,453.00	5.54
3	603019		2,229,347.00	5.51
4	002428		2,220,495.00	5.49
5	002815		2,212,325.00	5.47
6	002179		2,178,602.47	5.38
7	002223		2,161,560.00	5.34
8	000975		2,145,430.36	5.30
9	300166		2,130,254.00	5.26
10	600521		2,125,134.80	5.25
11	000651		1,983,455.00	4.90
12	000681		1,983,396.00	

38	600673		1, 405, 675. 00	3. 47
39	002410		1, 350, 205. 02	3. 34
40	600346		1, 252, 978. 84	3. 10
41	600566		1, 185, 753. 00	2. 93
42	000732		1, 181, 128. 00	2. 92
43	000656		1, 150, 306. 00	2. 84
44	600195		1, 138, 890. 00	2. 81
45	002078		1, 042, 158. 00	2. 58
46	300409		872, 250. 00	2. 16

7.4.2**2% 20**

1	300015		1, 557, 311. 00	3. 85
2	300498		1, 407, 513. 40	3. 48
3	300316		1, 293, 226. 00	3. 20
4	300296		1, 293, 224. 00	3. 20
5	300251		1, 227, 270. 00	3. 03
6	300182		1, 202, 722. 90	2. 97
7	300003		1, 168, 277. 00	2. 89
8	300347		1, 155, 826. 00	2. 86

9



3	018005	1701	440,000	44,167,200.00	14.60
4	111813043	18 CD043	300,000	28,698,000.00	9.49

7.7

7.8

7.9

7.10

7.10.1

7.10.2

7.11

7.11.1

7.11.2

7.11.3

7.12**7.12.1****7.12.2****7.12.3**

1		67,784.09
2		6,828,745.89
3		-
4		1,593,197.66
5		4,002.69
6		-
7		-
8		-
9		8,493,730.33

7.12.4**7.12.5****7.12.6**

8

8.1

	()					
A	509	10,825.22	0.00	0.00%	5,510,035.51	100.00%
C	3,873	99,783.08	0.00	0.00%	386,459,850.29	100.00%
	4,382	89,450.00	0.00	0.00%	391,969,885.80	100.00%

8.2

	A	0.00	0.00%
	C	2,570.69	0.00%
		2,570.69	0.00%

8.3

	A	0
	C	0
		0
	A	0
	C	0
		0

9

	A	C
2015 7 6	34,971,320.32	273,632,834.35
	6,180,848.33	41,309,880.37
	1,184,981.65	357,910,802.33
:	1,855,794.47	12,760,832.41
"_"	-	-
	5,510,035.51	386,459,850.29

10

10.1

10.2

10.3

10.4

10.5

10.6

10.7

10.7.1

	2	139,780,559.76	100.00%	130,177.47	100.00%	-
	1	-	-	-	-	-
	1	-	-	-	-	-
	1	-	-	-	-	-

	1	-	-	-	-	-
	1	-	-	-	-	-

10.7.2

	54,129,741.50	100.00%	2,524,000,000.00	100.00%	-	-
	-	-	-	-	-	-
	-	-	-	-	-	-
	-	-	-	-	-	-
	-	-	-	-	-	-
	-	-	-	-	-	-

1

1

1

1

2

1998 29

2007 48

1

1

2

3

4

2

11

11.1

20%

20%

11.2

2018 8 29