

2018

2018 12 31

2019 3 29

§ 1

1.1

2019 3 27

2018 1 1 2018 12 31

1.2		
§1	2
1.1	2
1.2	3
§2	5
2.1	5
2.2	5
2.3	5
2.4	6
2.5	6
§ 3	7
3.1	7
3.2	7
3.3	9
§4	10
4.1	10
4.2	11
4.3	12
4.4	13
4.5	13
4.6	14
4.7	14
4.8	15
4.9	15
§5	16
5.1	16
5.2	16
5.3	16
§6	17
6.1	17
6.2	17
§7	19
7.1	19
7.2	20
7.3	21
7.4	22
§8	49
8.1	49
8.2	49
8.3	50
8.4	52
8.5	55
8.6	55
8.7	55

8.8	55
8.9	56
8.10	56
8.11	56
8.12	56
§9	58
9.1	58
9.2	58
9.3	58
§10	59
§ 11	60
11.1	60
11.2	60
11.3	60
11.4	60
11.5	60
11.6	60
11.7	60
11.8	63
§12	68
12.1	20%	68
12.2	68
§13	69
13.1	69
13.2	69
13.3	69

§ 2

2.1

	519994
	519995
	519994
	2006 4 30
	3, 342, 213, 322. 57

2.2

	A × 70% × 30%

2.3

	021-61009999	021-61618888
	zhouyg@cxfund. com. cn	hub5@spdb. com. cn
	4007005566	95528
	021-61009800	021-63602540

	68 9	12
	68 9	689
	200120	200001

2.4

	www.cxfund.com.cn
	68 9
	12

2.5

		100 50
		17

§ 3

3.1

3.1.1	2018	2017	2016
	-386,846,465.94	-138,670,144.93	311,414,578.97
	-441,115,317.83	-96,404,700.67	-119,105,732.07
	-0.1169	-0.0311	-0.0284
	-24.77%	-5.75%	-4.57%
	-20.09%	-5.66%	-9.30%
3.1.2	2018	2017	2016
	-93,139,254.28	327,559,614.58	595,713,559.23
	-0.0279	0.1178	0.1596
	1,302,878,696.43	1,500,193,628.71	2,135,127,174.71
	0.3898	0.5396	0.5720
3.1.3	2018	2017	2016
	131.72%	189.96%	207.37%

1

2

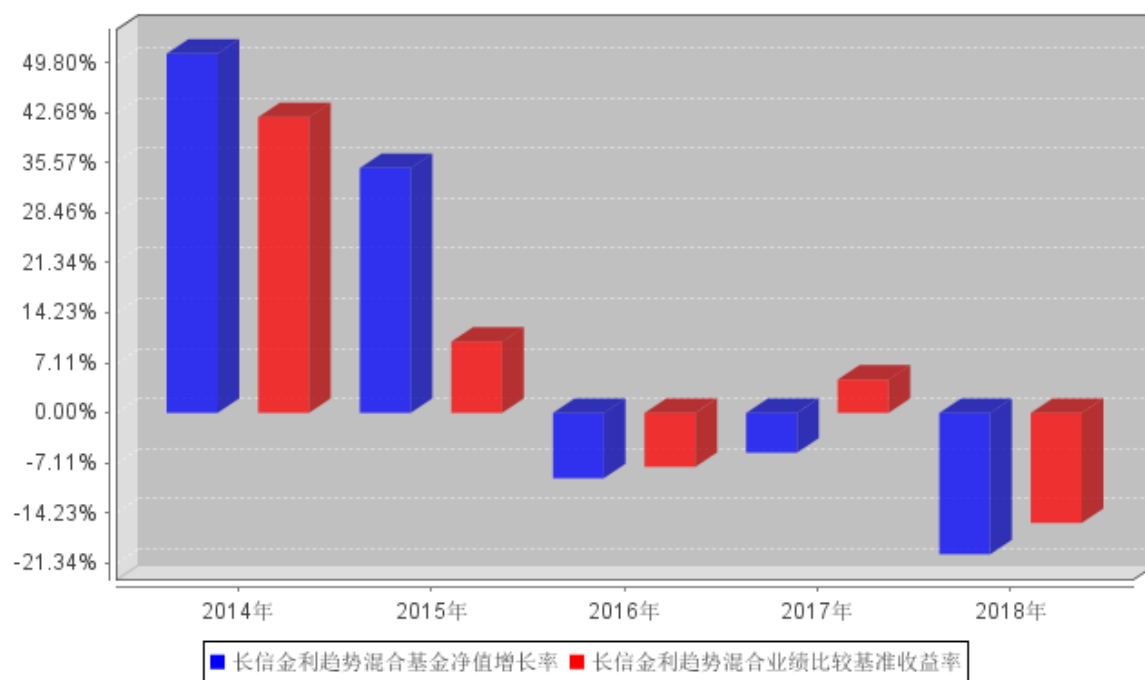
3

3.2

3.2.1

	-7.81%	1.44%	-7.44%	1.06%	-0.37%	0.38%
	-14.42%	1.36%	-7.58%	0.95%	-6.84%	0.41%
	-20.09%	1.30%	-15.65%	0.86%	-4.44%	0.44%
	-31.62%	1.43%	-18.44%	0.80%	-13.18%	0.63%
	39.21%	1.85%	27.58%	1.14%	11.63%	0.71%
	131.72%	1.75%	79.47%	1.35%	52.25%	0.40%

3.2.3



§ 4

4.1

4.1.1

2003 63

1.65

44.55%

31.21%

15.15%

4.55%

4.54%

2018 12 31

64

100

(LOF)

(LOF)

LOF

LOF

500

FOF

4.1.2

		2018 8 31	-	8	2014
		2016 7 15	2018 9 8	17	

1

/

2

4.2

4.3

4.3.1

1

2

1

2

5 1

3

4

5

4.3.2

4.3.3

5%

4.4

4.4.1

	2018	A		24.59%	300
25.31%		37.75%	28.65%	2018	
	300				

4.4.2

2018	12	31	0.3898	-20.09%
				-15.65%

4.5

2018

			1.	
	2.			
3.				
			1.	
19			2.	
		3.		
2019				

4.6

4.7

1/2

4.8

			10				
1	2018 9 28	2018 9 28	0.210	52,033,941.84	27,388,383.42	79,422,325.26	
2	2018 5 28	2018 5 28	0.270	72,715,026.31	33,940,031.06	106,655,057.37	
	-	-	0.480	124,748,968.15	61,328,414.48	186,077,382.63	

1

2

6

80%

3

4

5

6

3

7

8

9

4.9

§ 5

5.1

5.2

79, 422, 325. 26 106, 655, 057. 37

5.3

§ 6

6.1

	(2019) 61399737_B21

6.2

	2018 12 31 2018
	2018 12 31 2018
	-
	-

	(1)	
	(2)	
	(3)	
	(4)	
	(5)	
	1	17
	2019 3 25	

§ 7

7.1

2018 12 31

		2018 12 31	2017 12 31
	7.4.7.1	79,193,517.14	27,982,215.85
		3,031,158.89	5,995,157.29
		1,327,104.04	418,787.50
	7.4.7.2	1,286,398,686.61	1,380,209,774.38
		1,064,086,898.57	1,301,809,774.38
		-	-
		222,311,788.04	78,400,000.00
		-	-
		-	-
	7.4.7.3	-	-
	7.4.7.4	-	-
		154,767,743.87	90,197,449.27
	7.4.7.5	4,044,713.50	1,232,120.31
		-	-
		18,147.65	81,920.51
		-	-
	7.4.7.6	-	-
		1,528,781,071.70	1,506,117,425.11
		2018 12 31	2017 12 31
		-	-
		-	-
	7.4.7.3	-	-
		-	-
		-	1.60
		219,937,422.90	1,174,937.56
		1,960,603.94	1,903,329.26
		326,767.32	317,221.56
		-	-
	7.4.7.7	2,429,672.79	2,109,449.52
		-	-
		-	-

		-	-
		-	-
	7.4.7.8	1, 247, 908. 32	418, 856. 90
		225, 902, 375. 27	5, 923, 796. 40
	7.4.7.9	1, 378, 220, 717. 30	1, 146, 501, 976. 88
	7.4.7.10	-75, 342, 020. 87	353, 691, 651. 83
		1, 302, 878, 696. 43	1, 500, 193, 628. 71
		1, 528, 781, 071. 70	1, 506, 117, 425. 11
2018	12	31	0. 3898
			3, 342, 213, 322. 57

7.2

2018 1 1 2018 12 31


		2018 1 1 2018 12 31	2017 1 1 2017 12 31
		-397, 414, 190. 04	-55, 483, 581. 03
1.		11, 202, 978. 89	5, 662, 417. 30
	7.4.7.11	2, 188, 871. 83	3, 121, 008. 79
		8, 682, 675. 03	2, 087, 361. 82
		-	-
		331, 432. 03	454, 046. 69
		-	-
2.	-	-355, 457, 818. 00	-104, 174, 952. 74
	7.4.7.12	-384, 890, 648. 29	-111, 933, 283. 13
		-	-
	7.4.7.13	2, 018, 632. 69	-5, 050, 138. 03
	7.4.7.13.5	-	-
	7.4.7.14	-	-
	7.4.7.15	-	-
	7.4.7.16	27, 414, 197. 60	12, 808, 468. 42
3.	-	7.4.7.17 -54, 268, 851. 89	42, 265, 444. 26
4.	-	-	-
5.	-	7.4.7.18 1, 109, 500. 96	763, 510. 15
		43, 701, 127. 79	40, 921, 119. 64
1		7.4.10.2.1 26, 507, 917. 77	25, 256, 872. 76

2	7.4.10.2.2	4, 417, 986. 36	4, 209, 478. 82
3		-	-
4	7.4.7.19	12, 452, 314. 18	11, 141, 668. 22
5		-	-
		-	-
6		0. 10	-
7	7.4.7.20	322, 909. 38	313, 099. 84
	-	-441, 115, 317. 83	-96, 404, 700. 67
		-	-
	-	-441, 115, 317. 83	-96, 404, 700. 67

7.3

2018 1 1 2018 12 31

	2018 1 1 2018 12 31		
	1, 146, 501, 976. 88	353, 691, 651. 83	1, 500, 193, 628. 71
	-	-441, 115, 317. 83	-441, 115, 317. 83
	231, 718, 740. 42	198, 159, 027. 76	429, 877, 768. 18
-			
1.	1, 063, 330, 378. 05	257, 376, 667. 86	1, 320, 707, 045. 91
2.	-831, 611, 637. 63	-59, 217, 640. 10	-890, 829, 277. 73
	-	-186, 077, 382. 63	-186, 077, 382. 63
	1, 378, 220, 717. 30	-75, 342, 020. 87	1, 302, 878, 696. 43
	2017 1 1 2017 12 31		



7.4.4.3

(1)

(1)

(2)

(3)

(4)

(2) (3)

(5)

7.4.4.5

(1)

(2)

(3)

(4)

7.4.4.6

7.4.4.7

7.4.4.8

/

/

/

7.4.4.9 / ()

(1)

(2)

(3)

(4)

(5) /

(6) /

(7) / ()

(8) /

(9)

(10) /

(11)

7.4.4.10**7.4.4.11**

(1)

(2)

6

80%

(3)

(4)

(5)

(6)

3

(7)

(8)

(9)

7.4.4.12

(1)

(2)

(3)

7.4.4.13

(1)

() > ([2017]6)

<

(2)

) ([2017]13) (AMAC) ([2013]13)

(3)

< 2015 1
> ([2014]24)
()

7.4.5

7.4.5.1

7.4.5.2

7.4.5.3

7.4.6

7.4.6.1

2008 4 24

3‰ 1‰

2008 9 19

[2005]103

7.4.6.2

[2016]36

2016 5 1

[2016]46

[2016]70

[2016]140

[2017]56

2018 1 1

3%

2018 1 1

7.4.6.3

2011

2011

7.4.6.4

[2004]78

2004 1 1

[2005]103

[2008]1

7.4.6.5

[2005]103

[2008]132

2008 10 9

[2012]85

2013 1 1

1 1

1 1 1 50%

1 25% 20%

[2015]101

2015 9 8

1

7.4.7

7.4.7.1



	2018 12 31	2017 12 31
	79,193,517.14	27,982,215.85
	-	-
1	-	-
1-3	-	-
3	-	-
	-	-
	79,193,517.14	27,982,215.85

7.4.7.2

		2018 12 31		
		1,092,900,114.36	1,064,086,898.57	-28,813,215.79
		-	-	-
		74,463,801.67	73,399,788.04	-1,064,013.63
		146,502,697.50	148,912,000.00	2,409,302.50
		220,966,499.17	222,311,788.04	1,345,288.87
		-	-	-
		-	-	-
		-	-	-
		1,313,866,613.53	1,286,398,686.61	-27,467,926.92
		2017 12 31		
		1,274,849,669.41	1,301,809,774.38	26,960,104.97
		-	-	-
		-	-	-
		78,559,180.00	78,400,000.00	-159,180.00
		78,559,180.00	78,400,000.00	-159,180.00
		-	-	-
		-	-	-
		-	-	-
		1,353,408,849.41	1,380,209,774.38	26,800,924.97

7.4.7.3

/

/

7.4.7.4**7.4.7.4.1****7.4.7.4.2****7.4.7.5**

	2018 12 31	2017 12 31
	39,586.59	45,801.80
	-	-
	-	-
	1,364.00	2,697.80
	4,003,165.71	1,232,794.52
	-	-
	-	-49,362.31
	-	-
	-	-
	597.20	188.50
	4,044,713.50	1,232,120.31

7.4.7.6**7.4.7.7**

	2018 12 31	2017 12 31
	2,426,747.67	2,103,304.52
	2,925.12	6,145.00
	2,429,672.79	2,109,449.52

7.4.7.8

	2018 12 31	2017 12 31
	-	-
	828,908.32	4,356.90

	320,000.00	320,000.00
	90,000.00	90,000.00
	9,000.00	4,500.00
	1,247,908.32	418,856.90

7.4.7.9

	2018 1 1			2018 12 31		
			2,780,251,473.89			1,146,501,976.88
			2,578,639,348.74			1,063,330,378.05
	-		-2,016,677,500.06			-831,611,637.63
- /			-			-
/			-			-
			-			-
			-			-
			3,342,213,322.57			1,378,220,717.30

7.4.7.10

	327,559,614.58	26,132,037.25	353,691,651.83
	-386,846,465.94	-54,268,851.89	-441,115,317.83
	152,224,979.71	45,934,048.05	198,159,027.76
	257,827,745.37	-451,077.51	257,376,667.86
	-105,602,765.66	46,385,125.56	-59,217,640.10
	-186,077,382.63	-	-186,077,382.63
	-93,139,254.28	17,797,233.41	-75,342,020.87

7.4.7.11

	2018 1 1			2018 12 31			2017 1 1			2017 12 31		
				2,071,475.47							3,056,373.36	
				-							-	
				-							-	
				70,210.04							55,340.58	

	47,186.32	9,294.85
	2,188,871.83	3,121,008.79

7.4.7.12**7.4.7.12.1** —

	2018	1	1	2018	12	2017	1	1	2017	12
	31				31					
	4,702,474,765.09				4,338,823,546.49					
	5,087,365,413.38				4,450,756,829.62					
	-384,890,648.29				-111,933,283.13					

7.4.7.13**7.4.7.13.1**

	2018	1	1	2018	2017	1	1	2017
	12		31		12		31	
---	2,018,632.69				-5,050,138.03			
---	-				-			
---	-				-			
	2,018,632.69				-5,050,138.03			

7.4.7.13.2 —

	2018	1	1	2018	2017	1	1	2017
	12		31		12		31	
	735,890,509.66				718,454,709.35			
	726,548,522.48				712,864,340.00			
	7,323,354.49				10,640,507.38			
	2,018,632.69				-5,050,138.03			

7.4.7.13.3 —

7.4.7.13.4

7.4.7.13.5

7.4.7.14

7.4.7.14.1

7.4.7.15

7.4.7.15.1

7.4.7.15.2

7.4.7.16

	2018	1	1	2018	12	2017	1	1	2017	12
	31				31					
	27,414,197.60				12,808,468.42					
	-				-					
	27,414,197.60				12,808,468.42					

7.4.7.17

	2018	1	1	2018	12	2017	1	1	2017	12
	31				31					
1.	-54,268,851.89				42,265,444.26					
---	-55,773,320.76				41,313,594.26					
---	1,504,468.87				951,850.00					
---	-				-					
---	-				-					
---	-				-					
2.	-				-					
---	-				-					
3.	-				-					

:	-	-
	-54,268,851.89	42,265,444.26

7.4.7.18

	2018 1 1	2018 12 31	2017 1 1	2017 12 31
		1,107,396.33		755,126.09
		2,104.63		8,384.06
		1,109,500.96		763,510.15

7

25%

7.4.7.19

	2018 1 1	2018 12 31	2017 1 1	2017 12 31
		12,447,489.18		11,131,243.22
		4,825.00		10,425.00
		-		-
		-		-
		-		-
		12,452,314.18		11,141,668.22

7.4.7.20

	2018 1 1	2018 12 31	2017 1 1	2017 12 31
		90,000.00		90,000.00
		200,000.00		200,000.00
		30,000.00		18,000.00
		2,909.38		5,099.84
		322,909.38		313,099.84

7.4.8**7.4.8.1****7.4.8.2****7.4.9**

1

2

[2018]1905

15.15%

2018 12 21

7.4.10**7.4.10.1****7.4.10.1.1**

	2018 1 1	2018 12 31	2017 1 1	2017 12 31
--	----------	------------	----------	------------

	1, 050, 983, 460. 17	10. 94%	455, 624, 989. 25	5. 56%

7.4.10.1.2

	2018 1 1			2018 12 31			2017 1 1			2017 12 31		
	42, 360, 136. 90			23. 45%			-			-		

7.4.10.1.3

	2018 1 1			2018 12 31			2017 1 1			2017 12 31		
	100, 000, 000. 00			100. 00%			100, 000, 000. 00			21. 28%		

7.4.10.1.4**7.4.10.1.5**

	2018 1 1			2018 12 31			2017 1 1			2017 12 31		
	978, 774. 18			14. 20%			██████████			661, 405. 20		

7.4.10.2**7.4.10.2.1**

	2018	1	1	2018	12	2017	1	1	2017	12	31
			31								
				26, 507, 917. 77					25, 256, 872. 76		
				5, 419, 238. 24					6, 716, 353. 44		

1. 5%

H=E× /

H

E

7.4.10.2.2

	2018	1	1	2018	12	2017	1	1	2017	12	31
			31								
				4, 417, 986. 36					4, 209, 478. 82		

7.4.10.4.2**7.4.10.5**

	2018 1 1			2018 12 31			2017 1 1			2017 12 31		
	79,193,517.14			2,071,475.47			27,982,215.85			3,056,373.36		

2018 12 31

2017 12 31

7.4.10.6**7.4.10.7****7.4.11**

			10				
1	2018 9 28	2018 9 28	0.210	52,033,941.84	27,388,383.42	79,422,325.26	
2	2018 5 28	2018 5 28	0.270	72,715,026.31	33,940,031.06	106,655,057.37	
	-	-	0.480	124,748,968.15	61,328,414.48	186,077,382.63	

7.4.12 2018 12 31**7.4.12.1 /**

7.4.12.1.1											

601860		2018 12 20	2019 1 3		3.14	3.14	15,970	50,145.80	50,145.80	-
--------	--	---------------	-------------	--	------	------	--------	-----------	-----------	---

7.4.12.2

600030		2018 12 25		16.01	2019 1 10	17.15	2,000,000	33,780,134.87	32,020,000.00	-

7.4.12.3**7.4.12.3.1**

2018 12 31

7.4.12.3.2

2018 12 31

7.4.13**7.4.13.1**

7.4.13.2

10%

10%

7.4.13.2.1

	2018 12 31	2017 12 31
A-1	0.00	0.00
A-1	0.00	0.00
	70,224,000.00	49,735,000.00
	70,224,000.00	49,735,000.00

7.4.13.2.2**7.4.13.2.3**

	2018 12 31	2017 12 31

A-1	0.00	0.00
A-1	0.00	0.00
	47,725,000.00	0.00
	47,725,000.00	0.00

AA+

7.4.13.2.4

	2018 12 31	2017 12 31
AAA	52,809,788.04	0.00
AAA	0.00	0.00
	51,553,000.00	28,665,000.00
	104,362,788.04	28,665,000.00

7.4.13.2.5**7.4.13.2.6****7.4.13.3****7.4.13.3.1**

	131,276,780.07	123,033,788.04	20,590,000.00	30,963,000.00	997,015,128.32	1,302,878,696.43
2017 12 31	6	6 -1	1-5	5		
	27,982,215.85	-	-	-	-	27,982,215.85
	5,995,157.29	-	-	-	-	5,995,157.29
	418,787.50	-	-	-	-	418,787.50
	-	49,735,000.00	-	-28,665,000.00	1,301,809,774.38	1,380,209,774.38
	-	-	-	-	90,197,449.27	90,197,449.27
	-	-	-	-	1,232,120.31	1,232,120.31
	-	-	-	-	81,920.51	81,920.51
	-	-	-	-	-	-
	34,396,160.64	49,735,000.00	-	-28,665,000.00	1,393,321,264.47	1,506,117,425.11
	-	-	-	-	1.60	1.60
	-	-	-	-	1,174,937.56	1,174,937.56
	-	-	-	-	1,903,329.26	1,903,329.26
	-	-	-	-	317,221.56	317,221.56
	-	-	-	-	2,109,449.52	2,109,449.52
	-	-	-	-	418,856.90	418,856.90
	-	-	-	-	5,923,796.40	5,923,796.40
	34,396,160.64	49,735,000.00	-	-28,665,000.00	1,387,397,468.07	1,500,193,628.71

7.4.13.4.1.2

		2018 12 31	2017 12 31
	27	1,507,847.58	661,665.90
	27	-1,507,847.58	-661,665.90

--	--	--	--

7.4.13.4.2**7.4.13.4.3**

VaR (Value at Risk)

7.4.13.4.3.1

	2018 12 31		2017 12 31	
		%		%
-	1,064,086,898.57	81.67	1,301,809,774.38	86.78
	-	-	-	-
	222,311,788.04	17.06	78,400,000.00	5.23
	-	-	-	-
	-	-	-	-
	-	-	-	-
	1,286,398,686.61	98.74	1,380,209,774.38	92.00

7.4.13.4.3.2

95%				
		2018 12 31		2017 12 31
VaR	3.25%	2017 12 31	-42,316,170.63	-42,643,065.59
	VaR	2.84%		

VaR

95%

2017

7.4.14

7.4.14.1

7.4.14.1.1

7.4.14.1.2

7.4.14.1.2.1

2018 12 31

1,084,826,540.81

201,572,145.80

0.00 2017 12 31

1,255,622,654.72

124,587,119.66

0.00

7.4.14.1.2.2

7.4.14.1.2.3

7.4.14.2

7.4.14.3

§ 8

8.1

			%
1		1, 064, 086, 898. 57	69. 60
		1, 064, 086, 898. 57	69. 60
2		-	-
3		222, 311, 788. 04	14. 54
		222, 311, 788. 04	14. 54
		-	-
4		-	-
5		-	-
6		-	-
		-	-
7		82, 224, 676. 03	5. 38
8		160, 157, 709. 06	10. 48
9		1, 528, 781, 071. 70	100. 00

8.2

8.2.1

A		-	-
B		11, 160, 000. 00	0. 86
C		340, 481, 884. 51	26. 13
D		117, 034, 651. 07	8. 98
E		39, 833, 366. 62	3. 06
F		29, 217, 291. 35	2. 24
G		27, 265, 566. 66	2. 09
H		-	-
I		203, 995, 513. 02	15. 66
J		146, 528, 052. 66	11. 25
K		91, 013, 329. 50	6. 99
L		-	-
M		27, 872, 226. 46	2. 14

N		-	-
O		-	-
P		-	-
Q		-	-
R		29,685,016.72	2.28
S		-	-
		1,064,086,898.57	81.67

8.2.2

8.3

1	601877		2,089,100	50,639,784.00	3.89
2	000002		1,783,725	42,488,329.50	3.26
3	600837		4,428,300	38,969,040.00	2.99
4	600406		2,006,500	37,180,445.00	2.85
5	300383		2,863,400	36,279,278.00	2.78
6	600030		2,000,000	32,020,000.00	2.46
7	002415		1,214,054	31,274,031.04	2.40
8	601211		2,008,571	30,771,307.72	2.36
9	600048		2,500,000	29,475,000.00	2.26
10	300036		1,600,008	29,328,146.64	2.25
11	002025		1,367,642	29,308,568.06	2.25
12	600491		4,267,596	28,891,624.92	2.22
13	600900		1,800,000	28,584,000.00	2.19
14	600027		6,002,366	28,511,238.50	2.19
15	600011		3,812,460	28,135,954.80	2.16
16	601318		500,000	28,050,000.00	2.15
17	603018		1,600,013	27,872,226.46	2.14
18	603808		1,684,655	27,358,797.20	2.10
19	600104		1,012,969	27,015,883.23	2.07
20	000333		700,000	25,802,000.00	1.98
21	002410		1,200,000	24,972,000.00	1.92
22	300271		1,659,843	24,914,243.43	1.91
23	600271		1,083,148	24,793,257.72	1.90
24	603589		700,014	24,549,490.98	1.88
25	603989		1,200,009	24,168,181.26	1.85

26	600153		3,289,631	23,191,898.55	1.78
27	600483		2,500,181	21,251,538.50	1.63
28	000069		3,000,000	19,050,000.00	1.46
29	000661		100,000	17,500,000.00	1.34
30	600548		1,942,490	17,443,560.20	1.34
31	300138		3,000,040	17,280,230.40	1.33
32	600977		1,200,071	17,185,016.72	1.32
33	002317		2,000,072	16,700,601.20	1.28
34	600958		2,000,000	15,940,000.00	1.22
35	600570		300,000	15,594,000.00	1.20
36	300349		917,662	14,774,358.20	1.13
37	601098		1,000,000	12,500,000.00	0.96
38	300137		1,500,000	12,225,000.00	0.94
39	300525		499,995	11,869,881.30	0.91
40	601225		1,500,000	11,160,000.00	0.86
41	601186		1,000,000	10,870,000.00	0.83
42	601985		1,999,913	10,539,541.51	0.81
43	300078		1,000,000	9,940,000.00	0.76
44	600377		999,910	9,799,118.00	0.75
45	300454		100,000	8,960,000.00	0.69
46	603708		299,920	6,025,392.80	0.46
47	300760		6,407	699,772.54	0.05
48	601319		47,913	257,771.94	0.02
49	002938		11,980	209,889.60	0.02
50	002939		16,747	165,962.77	0.01
51	002936		30,805	156,181.35	0.01
52	601577		17,329	147,643.08	0.01
53	300724		3,870	110,217.60	0.01
54	603220		3,815	82,709.20	0.01
55	601606		6,290	75,857.40	0.01
56	601068		13,770	71,741.70	0.01
57	603185		1,345	66,039.50	0.01
58	300747		443	60,956.80	0.00
59	603590		1,828	58,678.80	0.00
60	603583		1,321	51,888.88	0.00
61	601860		15,970	50,145.80	0.00
62	002935		1,160	49,508.80	0.00
63	002937		2,114	47,755.26	0.00
64	300694		2,485	45,997.35	0.00

65	002942		1, 441	44, 123. 42	0. 00
66	300748		2, 008	43, 593. 68	0. 00
67	002943		1, 244	43, 415. 60	0. 00
68	002940		1, 195	42, 745. 15	0. 00
69	300753		1, 055	42, 326. 60	0. 00
70	603629		1, 051	40, 684. 21	0. 00
71	603297		936	40, 482. 00	0. 00
72	300674		1, 541	40, 451. 25	0. 00
73	603192		1, 207	34, 918. 51	0. 00
74	603790		1, 591	33, 681. 47	0. 00
75	300749		1, 317	29, 553. 48	0. 00
76	603657		975	28, 119. 00	0. 00

77

13	002025		48,685,875.58	3.25
14	600958		48,332,798.51	3.22
15	600048		47,953,952.90	3.20
16	600276		46,965,854.93	3.13
17	603589		45,178,716.25	3.01
18	600483		44,607,798.17	2.97
19	601766		42,522,968.28	2.83
20	000002		42,454,436.26	2.83
21	601607		41,753,731.98	2.78
22	002024		39,462,865.95	2.63
23	601318		39,200,882.16	2.61
24	600028		39,042,617.00	2.60
25	002258		38,262,959.84	2.55
26	600406		37,960,133.27	2.53
27	300036		37,578,400.32	2.50
28	600153		37,315,970.06	2.49
29	600491		36,800,541.87	2.45
30	000069		36,448,773.00	2.43
31	601211		35,735,631.00	2.38
32	600711		34,601,514.18	2.31
33	601288		33,065,049.00	2.20
34	600362		32,907,876.16	2.19
35	600104		32,588,801.07	2.17
36	002415		32,571,610.53	2.17
37	603808		32,173,011.00	2.14
38	000938		32,016,071.51	2.13
39	300122		31,925,645.54	2.13
40	601899		31,819,213.00	2.12
41	000425		31,640,198.00	2.11
42	000651		31,456,025.70	2.10
43	300271		30,887,536.94	2.06
44	300373		30,712,841.60	2.05
45	002179		30,507,599.15	2.03
46	600011		30,405,140.69	2.03
47	002241		30,088,327.08	2.01

8.4.2**2% 20**

1	000858		76,952,984.39	5.13
2	000651		73,943,371.18	4.93
3	601688		67,303,673.53	4.49
4	002008		63,348,395.95	4.22
5	002027		55,931,062.35	3.73
6	000338		55,476,781.48	3.70
7	000333		52,205,705.44	3.48
8	000425		48,901,397.67	3.26
9	601766		44,891,135.00	2.99
10	000938		44,698,087.74	2.98
11	002475		43,004,796.35	2.87
12	300003		42,123,539.75	2.81
13	000002		40,920,130.03	2.73
14	601607		40,775,499.55	2.72
15	600276		39,001,252.22	2.60
16	600028		36,663,811.00	2.44
17	601288		36,374,538.00	2.42
18	002185		35,804,274.87	2.39
19	600271		35,505,147.62	2.37
20	002024		35,126,059.00	2.34
21	000860		35,086,531.85	2.34
22	600958		34,014,526.26	2.27
23	002258		33,663,457.47	2.24
24	600196		32,831,526.64	2.19
25	002044		32,619,808.06	2.17
26	300373		32,316,747.63	2.15
27	603369		31,920,269.08	2.13
28	600763		31,843,929.59	2.12
29	300122		31,173,241.17	2.08
30	600711		30,991,954.98	2.07
31	001979		30,244,714.85	2.02
32	600362		30,215,458.25	2.01

8.4.3

	4,905,415,858.33
	4,702,474,765.09

8.5

1		20,590,000.00	1.58
2		-	-
3		101,187,000.00	7.77
		101,187,000.00	7.77
4		-	-
5		-	-
6		-	-
7		52,809,788.04	4.05
8		47,725,000.00	3.66
9		-	-
10		222,311,788.04	17.06

8.6

1	180209	18 09	700,000	70,224,000.00	5.39
2	111814035	18 CD035	500,000	47,725,000.00	3.66
3	170215	17 15	300,000	30,963,000.00	2.38
4	010107	21	200,000	20,590,000.00	1.58

8.7**8.8**

8.9**8.10****8.10.1****8.10.2****8.11****8.11.1****8.11.2****8.11.3****8.12****8.12.1****8.12.2****8.12.3**

1		1,327,104.04
2		154,767,743.87
3		-
4		4,044,713.50
5		18,147.65

6		-
7		-
8		-
9		160,157,709.06

8.12.4

1	128024		31,793,788.04	2.44
2	113013		21,016,000.00	1.61

8.12.5

1	600030		32,020,000.00	2.46	

8.12.6

§ 9

9.1

()					
135,040	24,749.80	620,378,174.96	18.56%	2,721,835,147.61	81.44%

9.2

	810.75	0.00%

9.3

	0
	0

§ 10

2006 4 30	613, 254, 516. 24
	2, 780, 251, 473. 89
	2, 578, 639, 348. 74
:	2, 016, 677, 500. 06
"_"	-
	3, 342, 213, 322. 57

§ 11

11.1

11.2

11.2.1

2018 8 28

11.2.2

	1	2,167,155,260.42	22.57%	1,151,413.75	16.71%	-
	2	2,050,109,393.57	21.35%	1,089,225.58	15.81%	-
	2	1,223,998,035.57	12.75%	1,139,912.60	16.54%	-
	1	1,050,983,460.17	10.94%	978,774.18	14.20%	-
	1	1,050,633,348.89	10.94%	978,459.11	14.20%	-
	2	590,057,184.72	6.14%	313,497.86	4.55%	-
	1	416,871,318.00	4.34%	388,233.52	5.63%	-
	1	401,409,869.40	4.18%	373,831.35	5.42%	-
	1	289,900,722.53	3.02%	269,984.84	3.92%	-
	1	164,796,394.32	1.72%	87,556.50	1.27%	-
	1	159,534,442.46	1.66%	84,759.75	1.23%	-
	1	38,036,939.08	0.40%	35,422.69	0.51%	-
	1	-	-	-	-	-
	1	-	-	-	-	-
	1	-	-	-	-	-
	1	-	-	-	-	-
	1	-	-	-	-	-
	1	-	-	-	-	-

11.7.2

	33,674,938.43	18.64%	-	-	-	-
	10,449,545.20	5.78%	-	-	-	-
	-	-	-	-	-	-
	42,360,136.90	23.45%	100,000,000.00	100.00%	-	-
	-	-	-	-	-	-
	94,182,774.45	52.13%	-	-	-	-
	-	-	-	-	-	-
	-	-	-	-	-	-
	-	-	-	-	-	-
	-	-	-	-	-	-
	-	-	-	-	-	-
	-	-	-	-	-	-
	-	-	-	-	-	-
	-	-	-	-	-	-
	-	-	-	-	-	-
	-	-	-	-	-	-
	-	-	-	-	-	-
	-	-	-	-	-	-
	-	-	-	-	-	-
	-	-	-	-	-	-

1

1

1

1

1

2

<1998>29

[2007]48

1

a

b

c

d

2

11.8


1	2017 12 31		2018 1 1
2			2018 1 4
3			2018 1 5
4			2018 1 16
5	4 2017		2018 1 20
6			2018 2 1
7			2018 2 2
8			2018 2 6
9			2018 2 7
10			2018 2 10

11	53		2018 3 24
12			2018 3 24
13			2018 3 24
14			2018 3 29
15			2018 3 29
16	2017		2018 3 31
17			2018 4 18
18	2018 1		2018 4 20
19			2018 4 21
20			2018 5 7
21			2018 5 8
22			2018 5 17
23			2018 5 24
24			2018 5 24
25			2018 5 25

26			2018 5 28
27			2018 5 30
28			2018 5 31
29			2018 6 7
30	2018 1		2018 6 13
31			2018 6 15
32			2018 6 20
33			2018 6 22
34			2018 6 28
35			2018 6 30
36	2018 6 30		2018 6 30
37			2018 7 4

38			2018 7 12
----	--	--	-----------

53
54
55
56
57
58
59



§ 13

13.1

1

2

3

4

5

6

7

13.2

13.3

<http://www.cxfund.com.cn>

2019 3 29