

2018

2018 12 31

2019 3 29

§ 1

1.1

“ ”

2019 3 25

2018 1 1 2018 12 31

1.2		
§ 1	2
1.1	2
1.2	3
§2	5
2.1	5
2.2	5
2.3	5
2.4	6
2.5	6
§ 3	7
3.1	7
3.2	8
3.3	11
§4	12
4.1	12
4.2	14
4.3	14
4.4	15
4.5	16
4.6	16
4.7	17
4.8	17
4.9	18
§5	19
5.1	19
5.2	19
5.3	19
§6	20
6.1	20
6.2	20
§7	22
7.1	22
7.2	23
7.3	24
7.4	25
§8	53
8.1	53
8.2	53
8.3	54
8.4	54
8.5	57
8.6	58
8.7	58

8.8	58
8.9	58
8.10	58
8.11	58
8.12	59
§ 9	60
9.1	60
9.2	60
9.3	60
§ 10	61
§ 11	62
11.1	62
11.2	62
11.3	62
11.4	62
11.5	62
11.6	62
11.7	62
11.8	64
§ 12	70
12.1	20%	70
12.2	70
§ 13	71
13.1	71
13.2	71
13.3	71

§ 2

2.1

	519991	
	2008 6 19	
	1, 274, 545, 343. 23	
	A	E
	CXSLA	-
	519991	006396
	1, 274, 544, 519. 67	823. 56

2018 9 7

A

E

2018 9 6

E

2.2

	SAA
	800 × 60% × 40%

2.3

	021-61009999	010-66060069

	zhouyg@cxfund. com. cn	tgxxpl@abchi na. com
	4007005566	95599
	021-61009800	010-68121816
	68 9	69
	68 9	28 9
	200120	100031

2.4

	www. cxfund. com. cn
	68 9 28 F9

2.5

		100 50
	A E	A 17 E 68 9

§ 3

3.1

3.1.1	2018		2017		2016	
	A	E	A	E	A	E
	-215,420,246.50	-63.32	-25,350.59	-	-323,446,827.58	-
	-379,947,871.49	-89.38	135,605,494.06	-	-266,108,761.23	-
	-0.3615	-0.1096	0.3250	-	-0.2859	-
	-27.89%	-9.55%	24.11%	-	-22.76%	-
	-20.19%	-10.06%	26.64%	-	-20.24%	-
3.1.2	2018		2017		2016	
	-172,101,459.25	103.95	62,570,614.83	-	82,546,880.49	-
	-0.1350	0.1262	0.1369	-	0.1708	-
	1,401,579,896.48	927.51	677,793,008.54	-	565,717,784.75	-
	1.100	1.126	1.483	-	1.171	-
3.1.3	2018		2017		2016	
	102.10%	-10.06%	153.23%	-	99.96%	-

1

E

2018 9 7

2018 9 6

E

E

E

E

A

E

7 71

2

3

4

3.2**3.2.1**

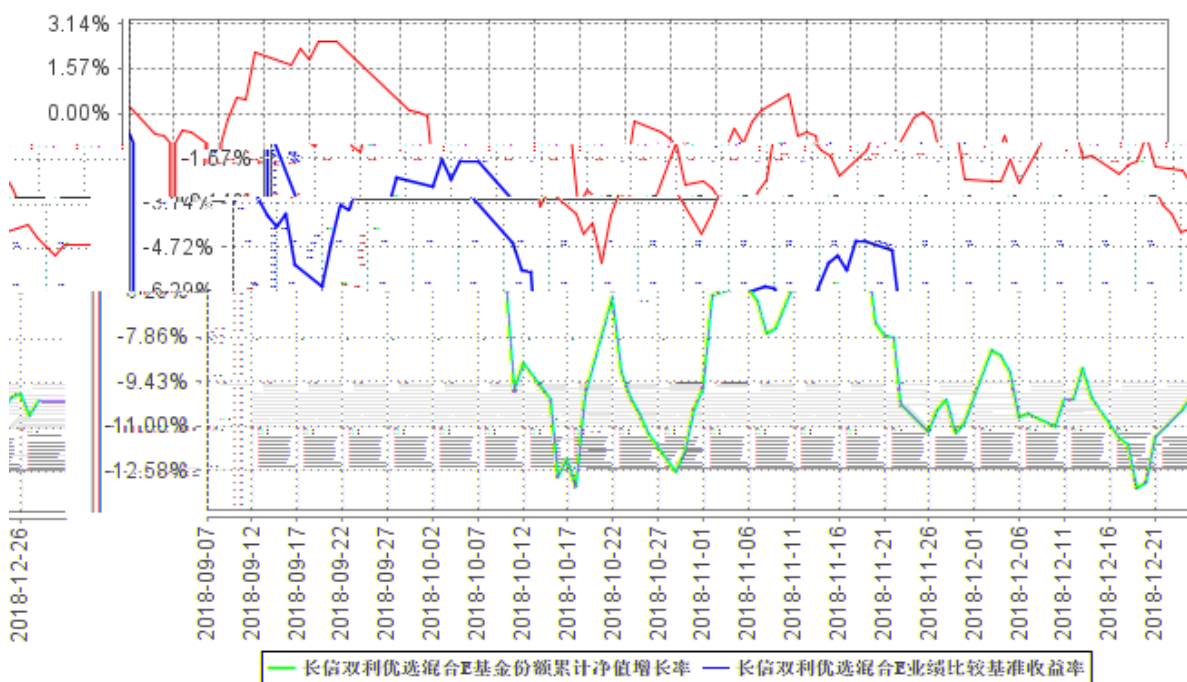
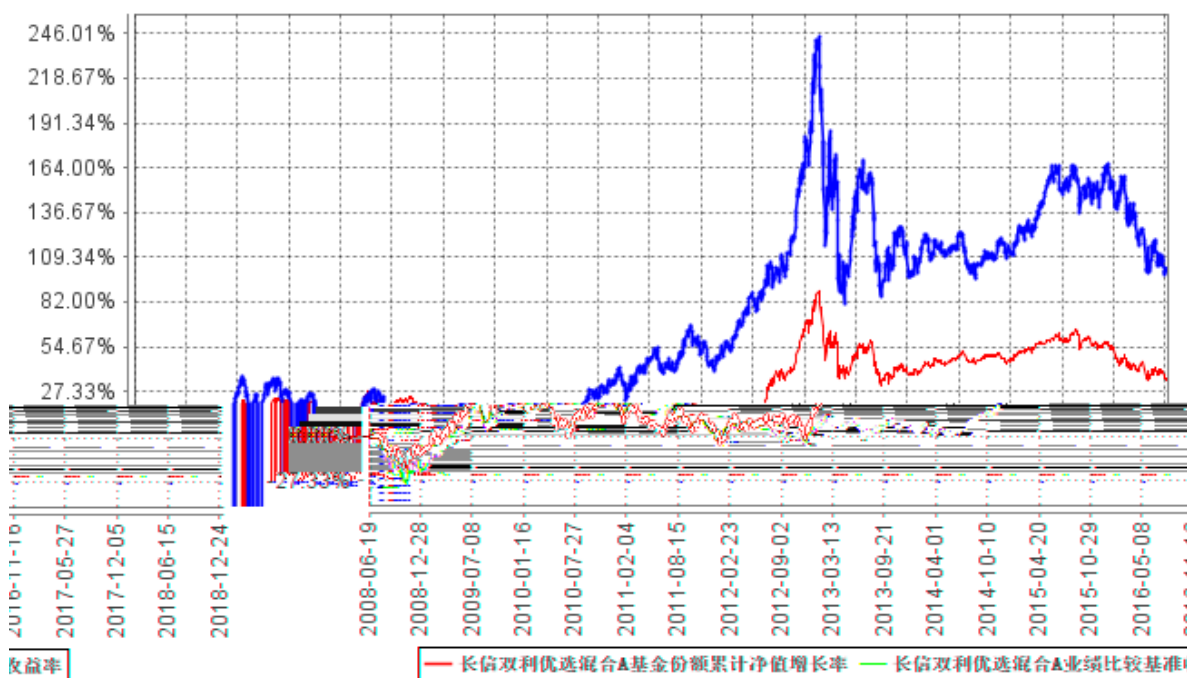
A

	-10.64%	1.58%	-6.93%	0.99%	-3.71%	0.59%
	-18.82%	1.48%	-8.48%	0.89%	-10.34%	0.59%
	-20.19%	1.42%	-15.19%	0.80%	-5.00%	0.62%
	-19.38%	1.38%	-13.17%	0.74%	-6.21%	0.64%
	39.70%	1.71%	27.36%	0.93%	12.34%	0.78%
	102.10%	1.49%	34.69%	1.00%	67.41%	0.49%

E

	-8.53%	1.60%	-6.93%	0.99%	-1.60%	0.61%
	-10.06%	1.51%	-4.56%	0.94%	-5.50%	0.57%

3.2.2



1 2018 9 7

A E

2 A 2008 6 19 2018 12 31

E 2018 9 7 2018 12 31

3 6

3.2.3

3.3

A					
	10				
2018	1.026	71,482,409.92	11,094,975.49	82,577,385.41	
2017	-	-	-	-	
2016	2.300	210,744,804.51	11,394,104.62	222,138,909.13	
	3.326	282,227,214.43	22,489,080.11	304,716,294.54	

E					
	10				

§ 4

4.1

4.1.1

2003

FOF

4.1.2

					2008 11
		2017 11 2	-	12	2015 2016
					5 6 9 6
					2016 9 8

		2017 3 10	2018 6 4	11	

1

/

2

4.2**4.3****4.3.1**

1

2

1

2

4

5

4.3.2

4.3.3

5%

4.4

4.4.1

“ ”

4.4.2

		A	1.100	1.839
		A	-20.19%	-15.19%
	E	1.126	1.126	
E		-10.06%	-4.56%	

4.5**4.6**

4.7

“ ”

1/2

4.8

					2018 3 20	
					2018	
		2018 3 12		2018 3 22		
2018 3 26		38,917,904.43		30,739,324.97		2018 6
20						
		2018 6 12		2018 6 22		
2018 6 26		43,659,480.98		40,743,084.95		

(1)

(2)

(3)

(4)

(5)

(6)

1

3

(7)

12

30%

12

(8)

4.9

§ 5

5.1

2018 1 1 2018 12 31

5.2

5.3

§ 7

7.1

2018 12 31

		2018 12 31	2017 12 31
	7.4.7.1	3,729,619.20	14,532,586.85
		1,771,125.66	2,141,201.68
		682,876.79	547,919.44
	7.4.7.2	1,389,783,106.46	661,647,054.05
		1,093,558,874.66	526,792,870.75
		-	-
		296,224,231.80	134,854,183.30
		-	-
		-	-
	7.4.7.3	-	-
	7.4.7.4	-	-
		2,507,352.31	22,917,550.12
	7.4.7.5	6,248,110.00	799,790.84
		-	-
		17,674.98	100,858.95
		-	-
	7.4.7.6	-	-
		1,404,739,865.40	702,686,961.93
		2018 12 31	2017 12 31

		-	-
		-	-
	7.4.7.8	399,069.73	379,409.37
		3,159,041.41	24,893,953.39
	7.4.7.9	1,274,545,343.23	457,079,838.66
	7.4.7.10	127,035,480.76	220,713,169.88
		1,401,580,823.99	677,793,008.54
		1,404,739,865.40	702,686,961.93

2018 12 31 A 1.100

E 1.126 1,274,545,343.23 A
1,274,544,519.67 E 823.56

7.2

2018 1 1 2018 12 31

		2018 1 1 2018 12 31	2017 1 1 2017 12 31
		-347,238,782.81	150,319,668.89
1.		6,662,172.35	865,107.10
	7.4.7.11	552,499.69	334,323.64
		6,109,672.66	530,783.46
		-	-
		-	-
		-	-
2.	" -"	-190,117,196.06	13,375,399.20
	7.4.7.12	-196,080,735.83	30,627,385.62
		-	-
	7.4.7.13	-8,251,624.21	-20,840,871.85
	7.4.7.13.5	-	-
	7.4.7.14	-	-
	7.4.7.15	-	-
	7.4.7.16	14,215,163.98	3,588,885.43
3.	7.4.7.17	-164,527,651.05	135,630,844.65
" -"			
4.	" -"	-	-
5.	" -"	743,891.95	448,317.94

		32,709,178.06	14,714,174.83
1	7.4.10.2.1	20,236,219.11	8,400,013.98
2	7.4.10.2.2	3,372,703.19	1,400,002.51
3		-	-
4	7.4.7.19	8,758,114.67	4,597,325.54
5		-	-
		-	-
6		2,949.12	-
7	7.4.7.20	339,191.97	316,832.80
	“ - ”	-379,947,960.87	135,605,494.06
		-	-
	“ - ”	-379,947,960.87	135,605,494.06

7.3

2018 1 1 2018 12 31

	2018 1 1 2018 12 31		
	457,079,838.66	220,713,169.88	677,793,008.54
	-	-379,947,960.87	-379,947,960.87
“ - ”	817,465,504.57	368,847,657.16	1,186,313,161.73
1.	1,302,763,793.14	549,952,957.33	1,852,716,750.47
2.	-485,298,288.57	-181,105,300.17	-666,403,588.74
	-	-82,577,385.41	-82,577,385.41
“ - ”			
	1,274,545,343.23	127,035,480.76	1,401,580,823.99

	2017 1 1 2017 12 31		
	483,170,904.26	82,546,880.49	565,717,784.75
	-	135,605,494.06	135,605,494.06
“ - ”	-26,091,065.60	2,560,795.33	-23,530,270.27
1.	357,135,413.52	134,339,536.31	491,474,949.83
2.	-383,226,479.12	-131,778,740.98	-515,005,220.10
	-	-	-
“ - ”			
	457,079,838.66	220,713,169.88	677,793,008.54

7.1 7.4

7.4**7.4.1**

“ ”)

“ ” 2008 357

2008 6 19

511,032,952.17

2018 9 7

A

E

7.4.3

2018

2018 12 31

7.4.4**7.4.4.1**

1 1 12 31

7.4.4.2**7.4.4.3**

(1)

(2)

7.4.4.4

(1)

(2)

(3)

(4)

(2) (3)

(5)

7.4.4.5

(1)

(2)

(3)

(4)

7.4.4.6

7.4.4.7

7.4.4.8

/

/

“ ”

“ / ”

7.4.4.9 / ()

(1)

(2)

(3)

(4)

(5) /

(6) /

(7) / ()

(8) /

(9)

(10) /

(11)

7.4.4.10

7.4.4.11

(1)

(2)

(3)

(4)

(5)

(6)

1

3

(7)

12

30%

12

(8)

7.4.4.12

- (1)
- (2)
- (3)

7.4.4.13

1

() > ([2017]6) <

2

) (([2017]13) (AMAC) (

[2013]13)

3

< 2015 1
> ([2014]24)
()

7.4.5

7.4.5.1

7.4.5.2

7.4.5.3

7.4.6

7.4.6.1

			2008	4	24
3‰	1‰				
			2008	9	19

[2005]103

7.4.6.2

[2016]36
2016 5 1

[2016]46

[2016]70

[2016]140

[2017]56

2018 1 1

3%

2018 1 1

7.4.6.3

2011

2011

7.4.6.4

[2004]78

2004 1 1

[2005]103

[2008]1

7.4.6.5

[2005]103

[2008]132

2008 10 9

[2012]85

2013 1 1

1 1

1 1 1 50%

715.19	134,854,183.30	-20,226,531.89
-	-	-
715.19	134,854,183.30	-20,226,531.89
-	-	-
-	-	-
-	-	-
612.35	661,647,054.05	23,101,441.70

/

8	12	31	2017	12	31
		977.19			7,431.86
		-			-
		-			-
		876.70			1,059.85
		6,245,918.07			791,027.83
		-			-
		-			-
		0.01			0.04
		-			-

	2018 12 31	2017 12 31
	556,195.28	1,134,697.65
	-	-
	556,195.28	1,134,697.65

7.4.7.8

	2018 12 31	2017 12 31
	-	-
	69.73	409.37
	300,000.00	300,000.00
	9,000.00	9,000.00
	90,000.00	70,000.00
	399,069.73	379,409.37

7.4.7.9

A		
	2018 1 1	2018 12 31
	457,079,838.66	457,079,838.66
	1,302,761,625.20	1,302,761,625.20
“ - ”	-485,296,944.19	-485,296,944.19
- /	-	-
/	-	-
	-	-
“ - ”	-	-
	1,274,544,519.67	1,274,544,519.67

E		
	2018 9 7	2018 12 31
	-	-
	2,167.94	2,167.94
“ - ”	-1,344.38	-1,344.38
- /	-	-
/	-	-
	-	-

“ - ”	-	-
	823.56	823.56

1

2

2018 9 7

A

E

2018 9

6

E

7.4.7.10


A			
	62,570,614.83	158,142,555.05	220,713,169.88
	-215,420,246.50	-164,527,624.99	-379,947,871.49
	63,325,557.83	305,521,906.00	368,847,463.83
	90,216,632.64	459,736,011.71	549,952,644.35
	-26,891,074.81	-154,214,105.71	-181,105,180.52
	-82,577,385.41	-	-82,577,385.41
	-172,101,459.25	299,136,836.06	127,035,376.81

E			
	-	-	-
	-63.32	-26.06	-89.38
	170.59	22.74	193.33
	323.71	-10.73	312.98
	-153.12	33.47	-119.65
	-	-	-
	107.27	-3.32	103.95

7.4.7.11

	2018 1 1 12 31	2018	2017 1 1 12 31	2017
		441,796.47		294,758.82
		-		-
		-		-
		51,224.61		20,879.63

	59,478.61	18,685.19
	552,499.69	334,323.64



7.4.7.13.4

7.4.7.13.5

7.4.7.14

7.4.7.14.1

7.4.7.15

7.4.7.15.1

7.4.7.15.2

7.4.7.16

	2018	1	1	2018	12	2017	1	1	2017	12
	31			31						
	14,215,163.98			3,588,885.43						
	-			-						
	14,215,163.98			3,588,885.43						

7.4.7.17

	2018	1	1	2018	12	2017	1	1	2017	12
	31			31						
1.	-164,527,651.05			135,630,844.65						
---	-172,620,534.28			122,833,400.39						
---	8,092,883.23			12,797,444.26						
---	-			-						
---	-			-						
---	-			-						
2.	-			-						
---	-			-						
3.	-			-						

:	-	-
	-164,527,651.05	135,630,844.65

7.4.7.18

	2018	1	1	2018	12	2017	1	1	2017	12	31	
	31											
				722,943.45						415,444.47		
				20,948.50						32,873.47		
				743,891.95						448,317.94		

A

7

25%

E

30

30

3

75%

3

6

50%

6

25%

7.4.7.19

	2018	1	1	2018	12	2017	1	1	2017	12	31	
	31											
				8,757,014.67						4,597,325.54		
				1,100.00						-		
				-						-		
				-						-		
				-						-		
				8,758,114.67						4,597,325.54		

7.4.7.20

	339,191.97	316,832.80
--	------------	------------

7.4.8

7.4.8.1

7.4.8.2

7.4.9

“ ”	
“ ”	
“ ”	

1

2

[2018]1905

15.15%

2018 12 21

7.4.10**7.4.10.1****7.4.10.1.1****7.4.10.1.2****7.4.10.1.3****7.4.10.1.4****7.4.10.1.5****7.4.10.2****7.4.10.2.1**

	2018	1	1	2018	12	2017	1	1	2017	12	31
			31								
				20,236,219.11					8,400,013.98		
				1,653,320.55					1,996,875.94		

0.25%

$$= \quad \times 0.25\%$$

7.4.10.3 ()

7.4.10.4

7.4.10.4.1

7.4.10.4.2

7.4.10.5

	2018 1 1			2018 12 31			2017 1 1			2017 12 31		
			3,729,619.20			441,796.47			14,532,586.85			294,758.82

2018 12 31

“ ” 2017 12 31

7.4.10.6

7.4.10.7

7.4.11

A

			10				
--	--	--	----	--	--	--	--

1	2018 22	6	2018 22	6	0.326	40,743,084.95	2,916,396.03	43,659,480.98	
2	2018 22	3	2018 22	3	0.700	30,739,324.97	8,178,579.46	38,917,904.43	
	-		-		1.026	71,482,409.92	11,094,975.49	82,577,385.41	

7.4.12 2018 12 31

7.4.12.1 /

7.4.12.1.1										
601860		2018 12 20	2019 1 3		3.14	3.14	15,970	50,145.80	50,145.80	-
601138		2018 5 28	2019 6 10		13.77	10.97	17,576	242,021.52	192,808.72	-

“ ”

7.4.12.2

7.4.12.3

7.4.12.3.1

7.4.12.3.2

7.4.13

7.4.13.1

“ ”

7.4.13.2

10%

10%


7.4.13.2.1

	2018 12 31	2017 12 31
A-1	0.0	0.00
A-1	0.00	0.00
	90,172,000.00	20,997,456.50
	90,172,000.00	20,997,456.50

7.4.13.2.2**7.4.13.2.3****7.4.13.2.4**

	2018 12 31	2017 12 31
AAA	53,559,013.8	53,687,605.10
AAA	60,699,670.80	60,169,121.70
	91,793,547.20	0.00
	206,052,231.80	113,856,726.80

7.4.13.2.5**7.4.13.2.6****7.4.13.3****7.4.13.3.1**



	1-5	5	
--	-----	---	--



2017 12 31	6	6 -1	1-5	5		
	14, 532, 586. 85	-	-	-	-	14, 532, 586. 85
	2, 141, 201. 68	-	-	-	-	2, 141, 201. 68
	547, 919. 44	-	-	-	-	547, 919. 44
	118, 367, 309. 50	16, 486, 873. 80			526, 792, 870. 75	661, 647, 054. 05
	-	-	-	-	22, 917, 550. 12	22, 917, 550. 12
	-	-	-	-	799, 790. 84	799, 790. 84
	-	-	-	-	100, 858. 95	100, 858. 95
	-	-	-	-	-	-
	135, 589, 017. 47	16, 486, 873. 80			550, 611, 070. 66	702, 686, 961. 93
	-	-	-	-	21, 457, 253. 61	21, 457, 253. 61
	-	-	-	-	830, 350. 53	830, 350. 53
	-	-	-	-	898, 510. 47	898, 510. 47
	-	-	-	-	149, 751. 76	149, 751. 76
	-	-	-	-	1, 134, 697. 65	1, 134, 697. 65
	-	-	-	-	43, 980. 00	43, 980. 00
	-	-	-	-	379, 409. 37	379, 409. 37
	-	-	-	-	24, 893, 953. 39	24, 893, 953. 39
	135, 589, 017. 47	16, 486, 873. 80			525, 717, 117. 27	677, 793, 008. 54

7.4.13.4.1.2

		2018 12 31	2017 12 31
	27	1, 259, 642. 81	1, 138, 523. 03
	27	-1, 259, 642. 81	-1, 138, 523. 03

7.4.13.4.2

7.4.13.4.3

VaR (Value at Risk)

12 31

7.4.13.4.3.1

	2018 12 31		2017 12 31	
		%		%
-	1,093,558,874.66	78.02	526,792,870.75	77.72
	-	-	-	-
	296,224,231.80	21.14	134,854,183.30	19.90
	-	-	-	-
	-	-	-	-
	-	-	-	-
	1,389,783,106.46	99.16	661,647,054.05	97.62

7.4.13.4.3.2

		95%			
		2018 12 31		2017 12 31	
VaR	3.94%	2017 12 31			
	VaR (2.73%)		-55,194,256.58		-18,491,198.96

VaR

95%

2017

7.4.14

7.4.14.1

7.4.14.1.1

7.4.14.1.2

7.4.14.1.2.1

2018 12 31

1,207,574,604.74

182,015,693.00

192,808.72

2017 12 31

640,248,360.38

21,398,693.67

0.00

7.4.14.1.2.2

7.4.14.1.2.3

0.00

0.00

0.00

-49,212.80

242,021.52

0.00

192,808.72

-49,212.80

7.4.14.2

7.4.14.3

§ 8

8.1

			%
1		1, 093, 558, 874. 66	77. 85
		1, 093, 558, 874. 66	77. 85
2		-	-
3		296, 224, 231. 80	21. 09
		296, 224, 231. 80	21. 09
		-	-
4		-	-
5		-	-
6		-	-
		-	-
7		5, 500, 744. 86	0. 39
8		9, 456, 014. 08	0. 67
9		1, 404, 739, 865. 40	100. 00

8.2

8.2.1

A		-	-
B		-	-
C		480, 239, 818. 43	34. 26
D		-	-
E		-	-
F		209, 622, 764. 90	14. 96
G		-	-
H		-	-
I		348, 482, 036. 11	24. 86
J		50, 145. 80	0. 00
K		-	-
L		-	-
M		55, 164, 109. 42	3. 94

N		-	-
O		-	-
P		-	-
Q		-	-
R		-	-
S		-	-
		1, 093, 558, 874. 66	78. 02

2	002410		177, 191, 682. 68	26. 14
3	601877		175, 414, 354. 32	25. 88
4	300308		164, 948, 944. 40	24. 34
5	300383		163, 234, 383. 60	24. 08
6	603039		161, 924, 460. 55	23. 89
7	300373		135, 454, 220. 15	19. 98
8	603960		135, 057, 937. 08	19. 93
9	002044		127, 847, 408. 45	18. 86
10	002258		123, 227, 534. 27	18. 18
11	603708		118, 963, 679. 06	17. 55
12	300685		113, 948, 885. 74	16. 81
13	603816		112, 998, 019. 53	16. 67
14	600486		110, 639, 203. 50	16. 32
15	002138		108, 351, 515. 34	15. 99
16	600867		106, 425, 058. 95	15. 70
17	600271		98, 999, 814. 24	14. 61
18	601933		98, 608, 030. 46	14. 55
19	300454		83, 963, 196. 28	12. 39
20	603096		80, 106, 162. 72	11. 82
21	300596		78, 299, 826. 17	11. 55
22	002372		77, 190, 919. 67	11. 39
23	300124		75, 954, 187. 63	11. 21
24	600887		71, 090, 197. 00	10. 49
25	603589		68, 708, 156. 00	10. 14
26	600276		63, 182, 915. 20	9. 32
27	603259		59, 736, 762. 51	8. 81
28	601633		58, 336, 677. 35	8. 61
29	002304		57, 091, 055. 81	8. 42
30	000895		53, 589, 697. 26	7. 91
31	000651		51, 994, 058. 00	7. 67
32	600519		49, 854, 603. 00	7. 36
33	000333		48, 589, 858. 70	7. 17
34	600690		48, 589, 813. 83	7. 17
35	002508		48, 588, 411. 34	7. 17
36	600570		46, 272, 595. 34	6. 83
37	000423		44, 982, 813. 00	6. 64

38	300618		37,891,238.00	5.59
39	603866		20,589,390.48	3.04
40	000418		17,759,202.00	2.62
41	600567		16,999,616.00	2.51
42	002027		16,758,865.69	2.47

“ ”

8.4.2**2% 20**

1	600585		188,622,165.72	27.83
2	603960		127,107,161.87	18.75
3	300308		125,007,923.31	18.44
4	000651		112,197,883.26	16.55
5	600685		103,546,916.11	15.28
6	002044		101,262,027.20	14.94
7	002410		98,211,714.87	14.49
8	600486		94,305,642.24	13.91

28	600519		44,283,858.56	6.53
29	600570		42,732,361.88	6.30
30	002706		41,980,610.92	6.19
31	000423		40,347,091.00	5.95
32	300383		40,278,251.66	5.94
33	300618		37,554,830.02	5.54
34	603816		31,708,806.91	4.68
35	002310		28,776,381.26	4.25
36	600029		26,380,506.33	3.89
37	601111		23,265,784.12	3.43
38	603866		22,915,133.90	3.38
39	600703		22,753,584.12	3.36
40	603228		21,917,951.60	3.23
41	000418		16,968,538.22	2.50
42	600567		16,487,431.00	2.43

“ ”

8.4.3

	3,722,777,584.08
	2,787,310,310.06

“ ” “ ”

8.5

1		-	-
2		-	-
3		181,965,547.20	12.98
		181,965,547.20	12.98
4		-	-
5		-	-
6		-	-
7		114,258,684.60	8.15
8		-	-
9		-	-
10		296,224,231.80	21.14

8.6

1	110032			509,140	60,699,670.80	4.33
2	180208	18	08	500,000	50,915,000.00	3.63
3	180207	18	07	400,000	40,096,000.00	2.86
4	180301	18	01	300,000	30,012,000.00	

8.12

8.12.1

8.12.2

8.12.3

§ 9

9.1

	()					
A	16,835	75,708.02	1,074,973,658.33	84.34%	199,570,861.34	15.66%
E	1	823.56	0.00	0.00%	823.56	100.00%
	16,836	75,703.57	1,074,973,658.33	84.34%	199,571,684.90	15.66%

9.2

	A	20,332.12	0.00%
	E	0.00	0.00%
		20,332.12	0.00%

9.3

	A	0
	E	0
		0
	A	0
	E	0
		0

§ 10

	A	E
2008 6 19	511,032,952.17	-
	457,079,838.66	-
	1,302,761,625.20	2,167.94
:	485,296,944.19	1,344.38
"_"	-	-
	1,274,544,519.67	823.56

2018 9 7

A E

2018 9 6

E

§ 11

11.1

11.2

11.2.1

2018 8 28

11.2.2

11.3

11.4

11.5

90,000.00

2

11.6

11.7

11.7.1

	1	1, 742, 083, 795. 14	26. 78%	1, 448, 196. 25	26. 86%	-
	1	1, 323, 888, 354. 34	20. 35%	1, 100, 544. 77	20. 41%	-
	1	807, 666, 959. 12	12. 41%	752, 184. 33	13. 95%	-
	1	673, 344, 388. 54	10. 35%	559, 752. 85	10. 38%	-
	1	512, 294, 569. 96	7. 87%	425, 865. 04	7. 90%	-
	1	469, 233, 584. 81	7. 21%	343, 149. 43	6. 36%	-
	1	287, 964, 165. 86	4. 43%	268, 181. 70	4. 97%	-
	1	250, 249, 096. 87	3. 85%	157, 983. 05	2. 93%	-
	2	249, 004, 431. 83	3. 83%	206, 998. 20	3. 84%	-
	2	140, 401, 572. 72	2. 16%	88, 635. 66	1. 64%	-
	1	36, 223, 227. 52	0. 56%	30, 112. 15	0. 56%	-
	1	11, 574, 053. 94	0. 18%	9, 621. 00	0. 18%	-
	1	1, 799, 078. 02	0. 03%	1, 135. 83	0. 02%	-
	1	-	-	-	-	-
	1	-	-	-	-	-
	1	-	-	-	-	-
	1	-	-	-	-	-
	1	-	-	-	-	-

11.7.2

	-	-	-	-	-	-
	87, 071, 567. 20	49. 64%	-	-	-	-
	19, 999, 265. 30	11. 40%	-	-	-	-
	2, 499, 499. 40	1. 43%	-	-	-	-
	57, 992, 104. 60	33. 06%	-	-	-	-
	7, 827, 789. 00	4. 46%	-	-	-	-
	-	-	-	-	-	-
	-	-	-	-	-	-
	-	-	-	-	-	-

	-	-	-	-	-	-
	-	-	-	-	-	-
	-	-	-	-	-	-
	-	-	-	-	-	-
	-	-	-	-	-	-
	-	-	-	-	-	-
	-	-	-	-	-	-
	-	-	-	-	-	-
	-	-	-	-	-	-
	-	-	-	-	-	-

1

2

1

1

2

<1998>29

[2007]48

1

a

b

c

d

2

11.8

1	2017 12 31		2018 1 1
2			2018 1 4
3			2018 1 5


2018

	2018	1	16
--	------	---	----

2018 1 20

19			2018 3 29
20			2018 3 30
21	2017		2018 3 31
22			2018 4 18
23	2018 1		2018 4 20
24			2018 4 21
25			2018 5 7
26			2018 5 8
27			2018 5 17
28			2018 5 28
29			2018 5 31
30			2018 6 4
31			2018 6 7
32			2018 6 15

33			2018 6 20
34			2018 6 20
35			2018 6 20
36			2018 6 21
37			2018 6 22
38			2018 6 28
39			2018 6 30
40	2018 6 30		2018 6 30
41			2018 7 4
42	2018 2		2018 7 20
43			2018 7 30
44			2018 8 2
45	2018 2		2018 8 2
46			2018 8 28



47 2018

2018 8 29 47

62			2018 10 22
63	2018 3		2018 10 25
64	“ ”		2018 10 29
65			2018 11 8
66			2018 12 5
67			2018 12 21
68			2018 12 27
69			2018 12 28

§ 12

12.1

20%

		20%					
	1	2018 5 3 2018 5 27	68,959,354.20	223,102,835.57	233,075,301.23	58,986,888.54	4.63%
	-	-	-	-	-	-	-
1							
2							
3							

12.2

§ 13

13.1

1

2

3

4

5

6

13.2

13.3

<http://www.cxfund.com.cn>

2019 3 29