

LOF

2018

2018 12 31

2019 3 29

§ 1

1.1

2019 3 26

2018 1 1 2018 12 31

1.2		
§ 1	2
1.1	2
1.2	3
§2	5
2.1	5
2.2	5
2.3	6
2.4	6
2.5	6
§ 3	7
3.1	7
3.2	8
3.3	11
§4	12
4.1	12
4.2	14
4.3	14
4.4	15
4.5	16
4.6	16
4.7	17
4.8	17
4.9	19
§5	20
5.1	20
5.2	20
5.3	20
§6	21
6.1	21
6.2	21
§7	23
7.1	23
7.2	24
7.3	25
7.4	26
§8	53
8.1	53
8.2	53
8.3	53
8.4	53
8.5	54
8.6	54
8.7	54

§ 2

2.1

	LOF	
	LOF	
	163003	
	2016 6 25	
	378, 420, 617. 32	
	2016 7 22	
	(LOF) A	(LOF) C
	-	
	163008	163003
	349, 614, 817. 86	28, 805, 799. 46

1

2011 6 24

5

2016 6 24

A

B

LOF

2

2017 1 9

LOF

C

A

2017 1 4

LOF

3

LOF C

2.2

--	--

2.3

	021-61009999	010-68858113
	zhouyg@cxfund.com.cn	tiandonghui@psbcoa.com.cn
	4007005566	95580
	021-61009800	010-68858120
	68 9	3
	68 9	3 A
	200120	100808

2.4

§ 3

3.1

3.1.1	2018		2017		2016 6 25 (-2016 12 31)	
	(LOF) A	(LOF) C	(LOF) A	(LOF) C	(LOF) A	(LOF) C
	10,502,133.66	684,791.67	56,951,889.89	4,201,119.29	-	11,921,157.88
	16,914,118.63	1,113,004.90	50,371,427.54	2,138,969.24	-	5,386,861.93
	0.0358	0.0323	0.0227	0.0186	-	0.0135
	5.55%	5.07%	2.88%	2.21%	-	1.33%
	5.74%	5.35%	2.43%	1.79%	-	1.03%
3.1.2	2018		2017		2016	
	8,443,692.84	237,090.34	14,051,091.22	658,908.48	-	114,307,588.37
	0.0242	0.0082	0.0200	0.0134	-	0.3928
	222,345,028.09	18,052,289.85	443,743,526.33	30,690,835.33	-	294,044,430.40
	0.6360	0.6267	0.6318	0.6253	-	1.0103
3.1.3	2018		2017		2016	
	8.30%	8.34%	2.43%	2.84%	-	1.03%

1

2

3

3.2

3.2.1

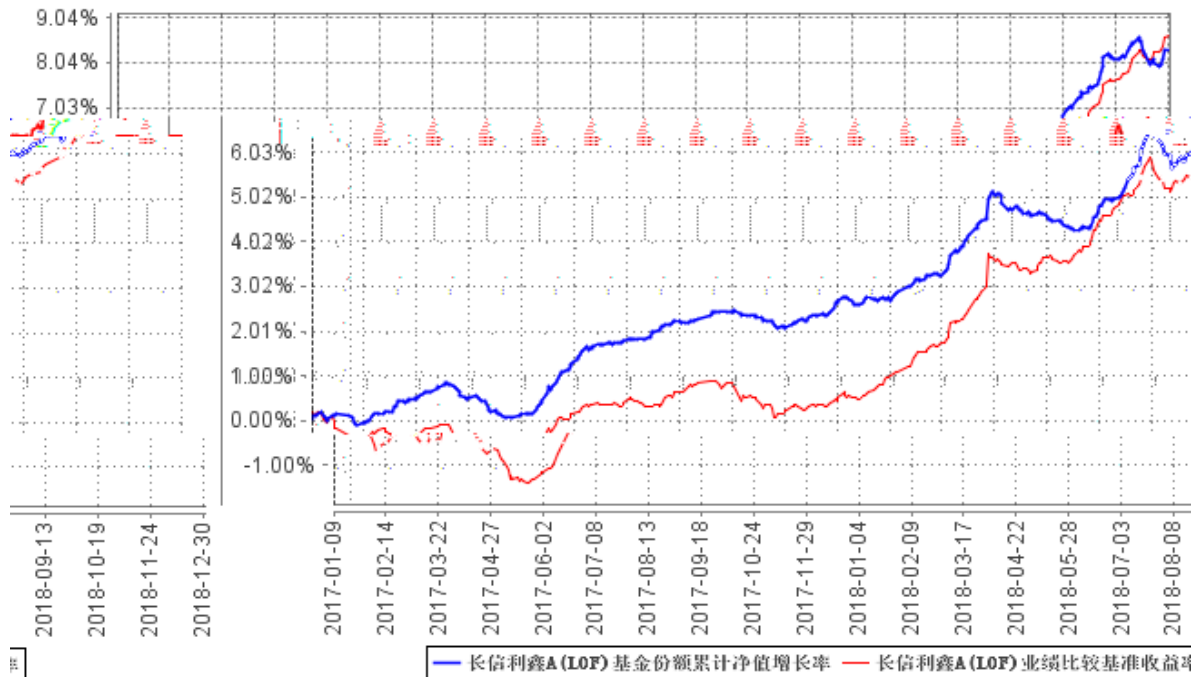
(LOF) A

	1.73%	0.08%	2.67%	0.05%	-0.94%	0.03%
	3.57%	0.08%	4.19%	0.06%	-0.62%	0.02%
	5.74%	0.07%	8.22%	0.07%	-2.48%	0.00%
	8.30%	0.06%	8.66%	0.07%	-0.36%	-0.01%

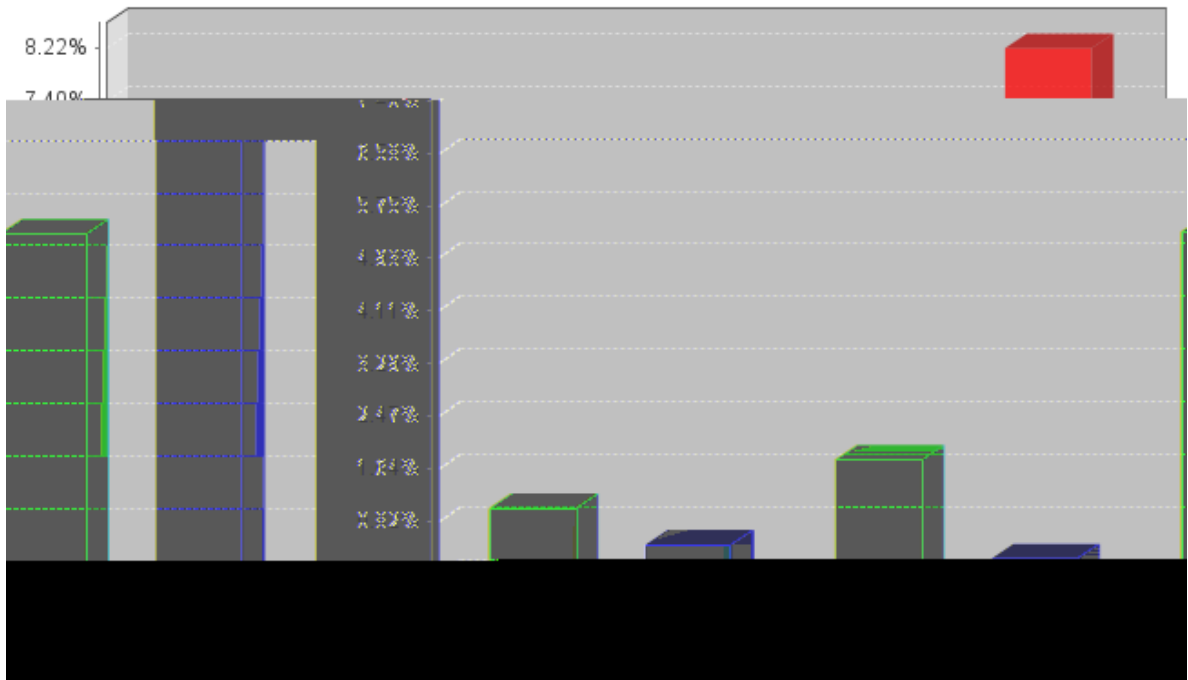
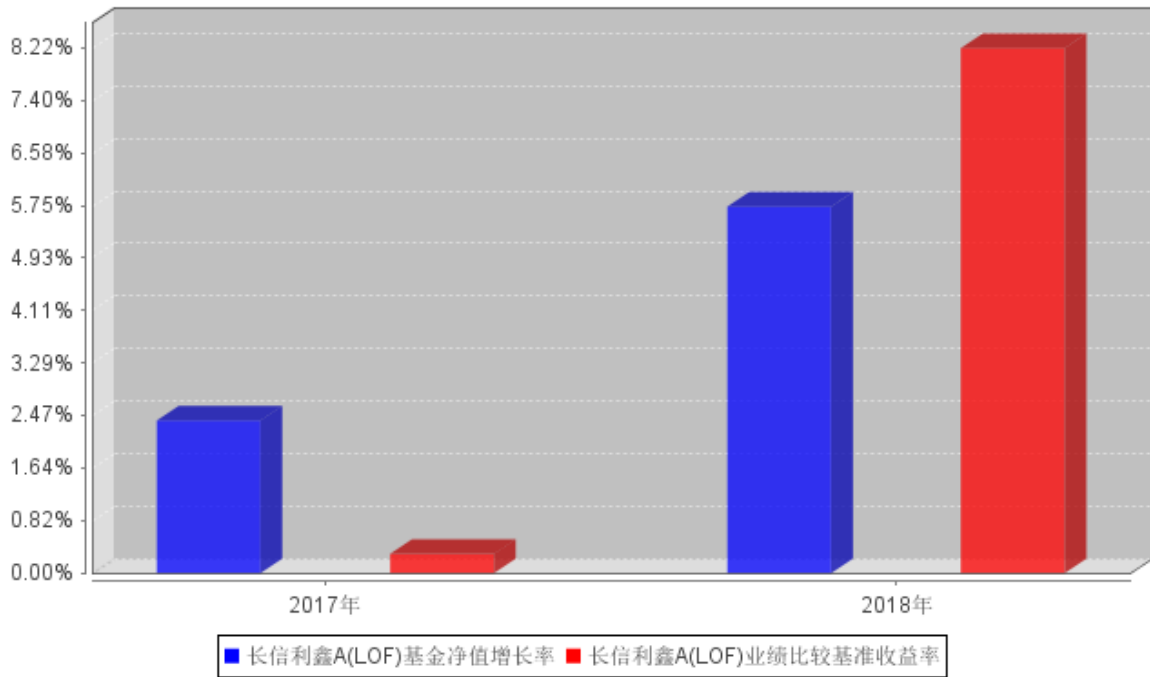
(LOF) C

	1.64%	0.08%	2.67%	0.05%	-1.03%	0.03%
	3.40%	0.08%	4.19%	0.06%	-0.79%	0.02%
	5.35%	0.07%	8.22%	0.07%	-2.87%	0.00%
	8.34%	0.06%	8.99%	0.08%	-0.65%	-0.02%

3.2.2



3.2.3



1	(LOF)A	2017	1	9	2018	12	31
2017		(LOF)A					
2	(LOF)C	2016	6	25	2018	12	31
2016		(LOF)					

§ 4

4.1

4.1.1

2003 63
1.65
44.55%
31.21% 15.15% 4.55%
4.54%
2018 12 31 64

100

(LOF)

(LOF)

LOF

LOF

FOF

4.1.2

	(LOF)	2011 6 24	-	24	EMBA 2004 9 (LOF)

--	--	--	--	--	--

1

/

2

4.2

4.3

4.3.1

1

2

1

2

5 1

3

4

5

MLF

“ +

”

4.4.2

	2018	12	31	A	0.6360	1.0680
C			0.6267		1.0587	A
5.74%				8.22%	C	5.35%
			8.22%			

4.5

2019

4.6

4.7

2008 9 12 [2008]38

“ ”

	-	-	0.320	11,185,475.62	654.61	11,186,130.23	-
--	---	---	-------	---------------	--------	---------------	---

(LOF)C

				10				
	2018 11 21	2018 11 22	2018 11 21					
1				0.320	741,604.53	429,262.23	993,572.39	-
	-	-		0.320	741,604.53	429,262.23	993,572.39	-

LOF

1

2

12

10%

3

4

5

15

6

7

4.9

§ 5

5.1

2011 6 24

“

”

5.2

LOF

1

12,179,702.62

5.3

§ 6

6.1

	() (19) P00114

6.2

	LOF
	(LOF)
2018 12 31	2018
()	
31	2018 (LOF) 2018 12
	(LOF)
	(LOF)
	-
	-
	(" ")
(LOF) 2018	

		LOF)
	(“ ”)	(1)
	(2)	

§ 7

7.1

LOF

2018 12 31

		2018 12 31	2017 12 31
	7.4.7.1	1,047,813.32	5,038,644.86
		228,115.46	81,948.99
		7,759.75	56,986.45
	7.4.7.2	316,586,363.35	379,836,751.16
		-	-
		-	-
		316,586,363.35	379,836,751.16
		-	-
		-	-
	7.4.7.3	-	-
	7.4.7.4	-	93,886,654.83
		-	-
	7.4.7.5	7,499,208.64	9,704,370.20
		-	-

		-	-
		-	-
	7.4.7.8	231,347.26	281,354.74
		85,032,713.34	14,176,294.83
	7.4.7.9	231,525,441.40	459,724,361.96
	7.4.7.10	8,871,876.54	14,709,999.70
		240,397,317.94	474,434,361.66
		325,430,031.28	488,610,656.49

2018 12 31

(LOF)A

0.6360

(LOF)C

0.6267

378,420,617.32

(LOF)A

349,614,817.86

(LOF)C

28,805,799.46

7.2

LOF

2018 1 1 2018 12 31

		2018 1 1 2018 12 31	2017 1 1 2017 12 31
		23,517,843.43	73,122,109.01
1.		19,315,395.65	86,107,253.67
	7.4.7.11	79,416.31	3,836,133.40
		18,880,488.50	58,877,755.20
		-	-
		355,490.84	23,393,365.07
		-	-
2.	-	-2,676,429.47	-26,963,836.08
	7.4.7.12	-	-
		-	-
	7.4.7.13	-2,676,429.47	-26,963,836.08
	7.4.7.13.5	-	-
	7.4.7.14	-	-
	7.4.7.15	-	-
	7.4.7.16	-	-
3.	7.4.7.17	6,840,198.20	-8,642,612.40
" -			
4.	-	-	-
5.	-	38,679.05	22,621,303.82
	7.4.7.18		

		5,490,719.90	20,611,712.23
1	7.4.10.2.1	2,287,283.62	12,742,294.71
2	7.4.10.2.2	653,509.61	3,640,655.62
3	7.4.10.2.3	76,808.55	349,377.00
4	7.4.7.19	16,427.36	116,745.54
5		2,081,678.50	3,389,814.36
		2,081,678.50	3,389,814.36
6		57,812.26	-
7	7.4.7.20	317,200.00	372,825.00
	-”	18,027,123.53	52,510,396.78
		-	-
	-	18,027,123.53	52,510,396.78

7.3

LOF

2018 1 1 2018 12 31

	2018 1 1 2018 12 31		
	459,724,361.96	14,709,999.70	474,434,361.66
	-	18,027,123.53	18,027,123.53
-	-228,198,920.56	-11,685,544.07	-239,884,464.63
1.	4,875,624.49	220,204.68	5,095,829.17
2.	-233,074,545.05	-11,905,748.75	-244,980,293.80
	-	-12,179,702.62	-12,179,702.62
“ -			
	231,525,441.40	8,871,876.54	240,397,317.94

	2017 1 1 2017 12 31		
	178,081,407.30	115,963,023.10	294,044,430.40
	-	52,510,396.78	52,510,396.78
-	281,642,954.66	8,884,810,054.98	9,166,453,009.64
1.	26,832,321,959.29	13,318,505,218.49	40,150,827,177.78
2.	-26,550,679,004.63	-4,433,695,163.51	-30,984,374,168.14
" -	-	-9,038,573,475.16	-9,038,573,475.16
	459,724,361.96	14,709,999.70	474,434,361.66

7.1 7.4

7.4

7.4.1

(LOF) (“ ”)

(“ ”) ([2011] 603)

(“ ”) 2011 6

24

5

2016 6 24

(LOF) “

2016 6 25

2016 6 25 “ (LOF) ”

2017 1 4

(LOF) 2017 1 9 A (

“ (LOF)A”) (LOF)A

C “ (LOF)C”)

(LOF)C 0.35%

(LOF)

()

(

80%

20%

5%

7.4.2

(“ ”)

7.4.3

2018 12 31 2018

7.4.4

7.4.4.1

1 1 12 31

7.4.4.2

7.4.4.3

1)

2)

7.4.4.4

)

(

7.4.4.5

)

(

7.4.4.7

7.4.4.8

()

()

7.4.4.9 / ()

-

-

()

-

7.4.4.10

0.70%

A 0.35%
C 0.20%
C

7.4.4.11

1

2

12

10%

3

4

5

15

6

7

7.4.4.12

7.4.4.13

1)

() > ([2017]6)

<

2)

) (([2017]13) (AMAC) ([2013]13)

3)

< 2015 1
> ([2014]24)
()

7.4.5

7.4.5.1

7.4.5.2

7.4.5.3

7.4.6

[2005]103

[2008]1

2008

9 18
 [2012]85 [2014]48
 [2015]101
 [2016]36 [2016]140
 [2017]56
 [2017]90
 ()
 2018 1 1
 3%
 1) 1 1 (1)
 50% 1
 20% 20%
 A 0.10% ()

7.4.7

7.4.7.1

	2018 12 31	2017 12 31
	1,047,813.32	5,038,644.86
	-	-
1	-	-

1-3	-	-
3	-	-
	-	-
	1,047,813.32	5,038,644.86

7.4.7.2

		2018 12 31		
		-	-	-
-		-	-	-
		55,694,802.42	55,639,863.35	-54,939.07
		258,765,481.16	260,946,500.00	2,181,018.84
		314,460,283.58	316,586,363.35	2,126,079.77
		-	-	-
		-	-	-
		-	-	-
		314,460,283.58	316,586,363.35	2,126,079.77
		2017 12 31		
		-	-	-
-		-	-	-
		19,525,549.85	18,961,184.66	-564,365.19
		365,025,319.74	360,875,566.50	-4,149,753.24
		384,550,869.59	379,836,751.16	-4,714,118.43
		-	-	-
		-	-	-
		-	-	-
		384,550,869.59	379,836,751.16	-4,714,118.43

7.4.7.3 /

/

7.4.7.4

7.4.7.4.1

		2018 12 31		

	-	-
	-	-
	-	-
	2017 12 31	
	89,886,654.83	-
	4,000,000.00	-
	93,886,654.83	-

7.4.7.4.2**7.4.7.5**

	2018 12 31	2017 12 31
	374.25	2,390.76
	-	-
	-	-
	112.86	40.48
	7,498,717.68	9,483,426.06
	-	-
	-	218,484.74
	-	-
	-	-
	3.85	28.16
	7,499,208.64	9,704,370.20

7.4.7.6**7.4.7.7**

	2018 12 31	2017 12 31
	-	-
	9,818.54	18,929.46
	9,818.54	18,929.46

7.4.7.8

	2018 12 31	2017 12 31
	-	-
	-	7.48
	2,347.26	2,347.26
	180,000.00	220,000.00
	9,000.00	9,000.00
	40,000.00	50,000.00
	231,347.26	281,354.74

7.4.7.10

(LOF) A			
	24,609,471.24	-10,558,380.02	14,051,091.22
	10,502,133.66	6,411,984.97	16,914,118.63
	-14,551,368.57	3,215,981.79	-11,335,386.78
	3,418.67	-442.70	2,975.97
	-14,554,787.24	3,216,424.49	-11,338,362.75
	-11,186,130.23	-	-11,186,130.23
	9,374,106.10	-930,413.26	8,443,692.84

(LOF) C			
	933,469.74	-274,561.26	658,908.48
	684,791.67	428,213.23	1,113,004.90
	-387,598.68	37,441.39	-350,157.29
	187,529.65	29,699.06	217,228.71
	-575,128.33	7,742.33	-567,386.00
	-993,572.39	-	-993,572.39
	237,090.34	191,093.36	428,183.70

7.4.7.11

7.4.7.13**7.4.7.13.1**

	2018	1	1	2018	2017	1	1	2017
		12	31			12	31	
---				-2,676,429.47				-26,963,836.08
---				-				-
---				-				-
				-2,676,429.47				-26,963,836.08

7.4.7.13.2

	2018	1	1	2018	2017	1	1	2017
		12	31			12	31	
				885,711,782.75				17,189,194,681.47
				862,137,835.69				16,852,903,972.39
				26,250,376.53				363,254,545.16
				-2,676,429.47				-26,963,836.08

7.4.7.13.3

7.4.7.13.4

7.4.7.13.5**7.4.7.14****7.4.7.14.1****7.4.7.15****7.4.7.15.1**

7.4.7.15.2

7.4.7.16

7.4.7.17

	2018	1	1	2018	12	2017	1	1	2017	12
	31				31					
1.	6,840,198.20				-8,642,612.40					
---	-				-					
---	6,840,198.20				-8,642,612.40					
---	-				-					
---	-				-					
---	-				-					
2.	-				-					
---	-				-					
3.	-				-					
:	-				-					
	6,840,198.20				-8,642,612.40					

7.4.7.18

	2018	1	1	2018	12	2017	1	1	2017	12	31
	31										
	38,675.94				21,054,294.44						
	3.11				1,567,009.38						
	38,679.05				22,621,303.82						

7

25%

7.4.7.19

	2018	1	1	2018	12	2017	1	1	2017	12	31
--	------	---	---	------	----	------	---	---	------	----	----

	31	
	2, 227. 36	1, 120. 54
	14, 200. 00	115, 625. 00
	-	-
	-	-

	(
)	
(“)
)	(
)

1

2

([2018]1905)

15.15%

2018 12 21

()

()

7.4.10

7.4.10.1

7.4.10.1.1

7.4.10.1.2

	2018 1 1			2018 12 31			2017 1 1			2017 12 31		
	189,998,322.39			70.94%			504,178,975.02			96.09%		

7.4.10.1.3

	2018 1 1			2018 12 31			2017 1 1			2017 12 31		
	500,200,000.00			63.80%			25,185,300,000.00			97.87%		

7.4.10.1.4

7.4.10.1.5

7.4.10.2

7.4.10.2.1

	2018	1	1	2018	12	2017	1	1	2017	12	31
				31							
				2,287,283.62					12,742,294.71		
				40,882.53					373,139.79		

0.70%

=

7.4.10.2.2

	2018	1	1	2018	12	2017	1	1	2017	12	31
				31							
				653,509.61					3,640,655.62		

0.20%

=

7.4.10.2.3

	2018			2018		
	1	1	31	12	31	
	(LOF) A			(LOF) C		
	-			22,648.10		22,648.10
	-			3,670.40		3,670.40

	-	10.95	10.95
	-	26,329.45	26,329.45
	2017	1 1	2017 12 31

7.4.10.5

	2018 1 1			2018 12 31			2017 1 1			2017 12 31		
				1,047,813.32		73,047.58		5,038,644.86			1,470,035.17	

2018 12 31 228,115.46 (2017
12 31 81,948.99)

7.4.10.6

7.4.10.7

7.4.11

(LOF)A

					10				
1	2018 11 21	2018 11 22	2018 11 21		0.320	11,185,475.62	654.61	11,186,130.23	
	-	-			0.320	11,185,475.62	654.61	11,186,130.23	

(LOF)C

					10				
1	2018 11 21	2018 11 22	2018 11 21		0.320	841,686.89	151,885.50	993,572.39	
	-	-			0.320	841,686.89	151,885.50	993,572.39	

7.4.12 2018 12 31

7.4.12.1 /

7.4.12.2

7.4.12.3

7.4.12.3.1

2018 12 31

66,999,299.50

1380189	13	2019 1 3	40.76	300,000	12,228,000.00
1380382	13	2019 1 3	41.77	25,000	1,044,250.00
180201	18 01	2019 1 2	100.11	200,000	20,022,000.00
180211	18 11	2019 1 2	101.33	120,000	12,159,600.00
101800638	18 MFN001B	2019 1 3	104.66	50,000	5,233,000.00
101772011	17 MFN001	2019 1 3	101.59	100,000	10,159,000.00
101800783	18 MFN002B	2019 1 3	103.05	71,000	7,316,550.00
				866,000	68,162,400.00

7.4.12.3.2

2018 12 31

17,000,000.00 7,000,000.00 2019 1 3 5,000,000.00

2019 1 4 , 5,000,000.00 2019 1 8

/

7.4.13

7.4.13.1

7.4.13.2

10%

10%

7.4.13.2.1

	2018 12 31	2017 12 31
A-1	-	-
A-1	-	-
	23,022,300.00	81,199,113.46

	23,022,300.00	81,199,113.46
--	---------------	---------------

7.4.13.2.2**7.4.13.2.3****7.4.13.2.4**

	2018 12 31	2017 12 31
AAA	102,736,413.35	-
AAA	117,070,650.00	288,638,637.70
	73,757,000.00	9,999,000.00
	293,564,063.35	298,637,637.70

7.4.13.2.5**7.4.13.2.6****7.4.13.3****7.4.13.3.1**

7.4.13.4

7.4.13.4.1

7.4.13.4.1.1

	2018 12 31	6	6
--	---------------	---	---

95,706.97

9,430.22

7.4.13.4.3.1

	2018 12 31		2017 12 31	
		%		%
-	-	-	-	-
	-	-	-	-
	316,586,363.35	131.69	379,836,751.16	80.06
	-	-	-	-
	-	-	-	-
	-	-	-	-
	316,586,363.35	131.69	379,836,751.16	80.06

(iii)

(2)

§ 8

8.1

			%
1		-	-
		-	-
2		-	-
3		316,586,363.35	97.28
		316,586,363.35	97.28
		-	-
4		-	-
5		-	-
6		-	-
		-	-
7		1,275,928.78	0.39
8		7,567,739.15	2.33
9		325,430,031.28	100.00

8.4.3**8.5**

1		-	-
2		-	-
3		96,779,300.00	40.26
		96,779,300.00	40.26
4		137,846,750.00	57.34
5		-	-
6		61,774,000.00	25.70
7		20,186,313.35	8.40
8		-	-
9		-	-
10		316,586,363.35	131.69

8.6

1	180205	18 05	200,000	21,792,000.00	9.06
2	180406	18 06	200,000	21,386,000.00	8.90
3	101800329	18 MTN001	200,000	20,614,000.00	8.57
4	180211	18 11	200,000	20,266,000.00	8.43
5	180201	18 01	200,000	20,022,000.00	8.33

8.7**8.8****8.9**

8.10

8.10.1

8.10.2

8.10.3

8.11

8.11.1

8.11.2

8.11.3

1		7,759.75
2		-
3		-
4		7,499,208.64
5		60,770.76
6		-
7		-
8		-
9		7,567,739.15

8.11.4

			2,439,094.40	1.01
2	128024		2,119,600.00	0.88
1				

8.11.5

8.11.6

§ 9

9.1

	()					
(LOF) A	75	4,661,530.90	349,526,481.09	99.97%	88,336.77	0.03%
(LOF) C	3,261	8,833.43	333,895.68	1.16%	28,471,903.78	98.84%
	3,336	113,435.44	349,860,376.77	92.45%	28,560,240.55	7.55%

9.2

(LOF) C

1		3,203,594.00	28.86%
2		3,118,304.00	28.09%
3		2,489,108.00	22.42%
4		1,175,230.00	10.59%
5		233,797.00	2.11%
6		151,108.00	1.36%
7		146,005.00	1.32%
8		99,844.00	0.90%
9		95,235.00	0.86%
10		88,800.00	0.80%

9.3

	(LOF) A	0.00	0.00%
	(LOF) C	1,137.26	0.00%
		1,137.26	0.00%

9.4

	(LOF) A	0
	(LOF) C	0
		0
	(LOF) A	0
	(LOF) C	0
		0

§ 10

	(LOF) A	(LOF) C
2016 6 25	-	382,306,241.59
	702,316,046.34	49,085,073.98
	99,572.17	7,869,462.40
:	352,800,800.65	28,148,736.92
"_"	-	-
	349,614,817.86	28,805,799.46

§ 11

11.1

11.2

11.2.1

2018 8 28

11.2.2

11.3

11.4

11.5

40,000.00

2

11.6

11.7

11.7.1

	1	-	-	-	-	-
	1	-	-	-	-	-

11.7.2

	189,998,322.39	70.94%	500,200,000.00	63.80%	-	-
	77,821,368.60	29.06%	283,768,000.00	36.20%	-	-

1

2

<1998>29

[2007]48

1

a

b

c

d

2

11.8

1	2017 12 31		2018 1 1
2			2018 1 4
3			2018 1 5
4			2018 1 16

5	4	LOF 2017	2018 1 20
6			2018 2 1
7			2018 2 2
8	2018 1	LOF	2018 2 6
9			2018 2 6
10			2018 2 7
11			2018 2 10
12		53	2018 3 24
13		LOF	2018 3 24
14		LOF	2018 3 24
15			2018 3 29
16			2018 3 29
17		LOF 2017	2018 3 31
18			2018 4 18
19	1	LOF 2018	2018 4 20
20			2018 4 21
21		LOF	2018 4 24

22			2018 5 7
23			2018 5 8
24			2018 5 17
25			2018 5 28
26			2018 5 31
27			2018 6 7
28			2018 6 15
29			2018 6 20
30			2018 6 22
31			2018 6 28
32			2018 6 30
33	2018 6 30		2018 6 30
34			2018 7 4
35			2018 7 5
36			2018 7 12

37	2	LOF 2018	2018 7 20
38			2018 7 30
39			2018 8 2
40	2018 2	LOF	2018 8 7
41			2018 8 28
42		LOF 2018	2018 8 29
43			2018 8 31
44			2018 9 1
45			2018 9 22
46			2018 9 29
47			2018 10 9
48			2018 10 12
49			2018 10 13
50	3	LOF 2018	2018 10 25
51			2018 11 8
52		LOF	2018 11 15

53	LOF		2018 11 19
54	LOF		2018 11 19
55			2018 11 27
56			2018 12 5
57			2018 12 21
58			2018 12 27
59			2018 12 28

§ 12

12.1

20%

		20%						
	1	2018 1 2018 12 31	1	181,136,336.19	0.00	20,000,000.00	161,136,336.19	42.58%
	2	2018 1 2018 1 14	1	197,121,032.92	0.00	197,121,032.92	0.00	0.00%
	3	2018 27 2018 12 31	9	94,190,315.18	0.00	0.00	94,190,315.18	24.89%
	-	-		-	-	-	-	-
1								
2								
3								

12.2

§ 13

13.1

1

2

(LOF)

3

(LOF)

4

(LOF)

5

6

13.2

13.3

<http://www.cxfund.com.cn>

2019 3 29