

2018

2018 12 31

2019 3 29

§ 1

“ ”

2019 3 27

2018 1 1 2018 12 31

| | | |
|------------|-----------|-----------|
| 8.8 | | 50 |
| 8.9 | | 51 |
| 8.10 | | 51 |
| 8.11 | | 51 |
| §9 | | 53 |
| 9.1 | | 53 |
| 9.2 | | 53 |
| 9.3 | | 53 |
| §10 | | 54 |
| §11 | | 55 |
| 11.1 | | 55 |
| 11.2 | | 55 |
| 11.3 | | 55 |
| 11.4 | | 55 |
| 11.5 | | 55 |
| 11.6 | | 55 |
| 11.7 | | 55 |
| 11.8 | | 57 |
| §12 | | 62 |
| 12.1 | 20% | 62 |
| 12.2 | | 62 |
| §13 | | 63 |
| 13.1 | | 63 |
| 13.2 | | 63 |
| 13.3 | | 63 |

§

| | | |
|--|----------------|---------------|
| | | |
| | | |
| | CX | |
| | 519973 | |
| | | |
| | 2013 11 29 | |
| | | |
| | | |
| | 442,667,798.92 | |
| | | |
| | A | C |
| | CX A | CX C |
| | 519973 | 519972 |
| | 427,095,429.61 | 15,572,369.31 |

| | |
|---|------------|
| | × 1.3+1.1% |
| 1 | |
| 2 | |
| 3 | |
| 4 | |
| 5 | |
| 6 | |
| 7 | |
| (| |
| | × 1.3+1.1% |
| | |

| | | |
|--|--|--|
| | | |
| | | |
| | | |

| | | |
|--|----------------------|---------------------|
| | 021-61009999 | 010-66105798 |
| | zhouyg@cxfund.com.cn | custody@icbc.com.cn |
| | 4007005566 | 95588 |
| | 021-61009800 | 010-66105799 |
| | 68 9 | 55 |
| | 68 9 | 55 |
| | 200120 | 100140 |
| | | |

| | |
|--|-------------------|
| | |
| | www.cxfund.com.cn |
| | 68 9 |
| | 55 |

| | | |
|--|--|--------|
| | | |
| | | 222 30 |
| | | 17 |

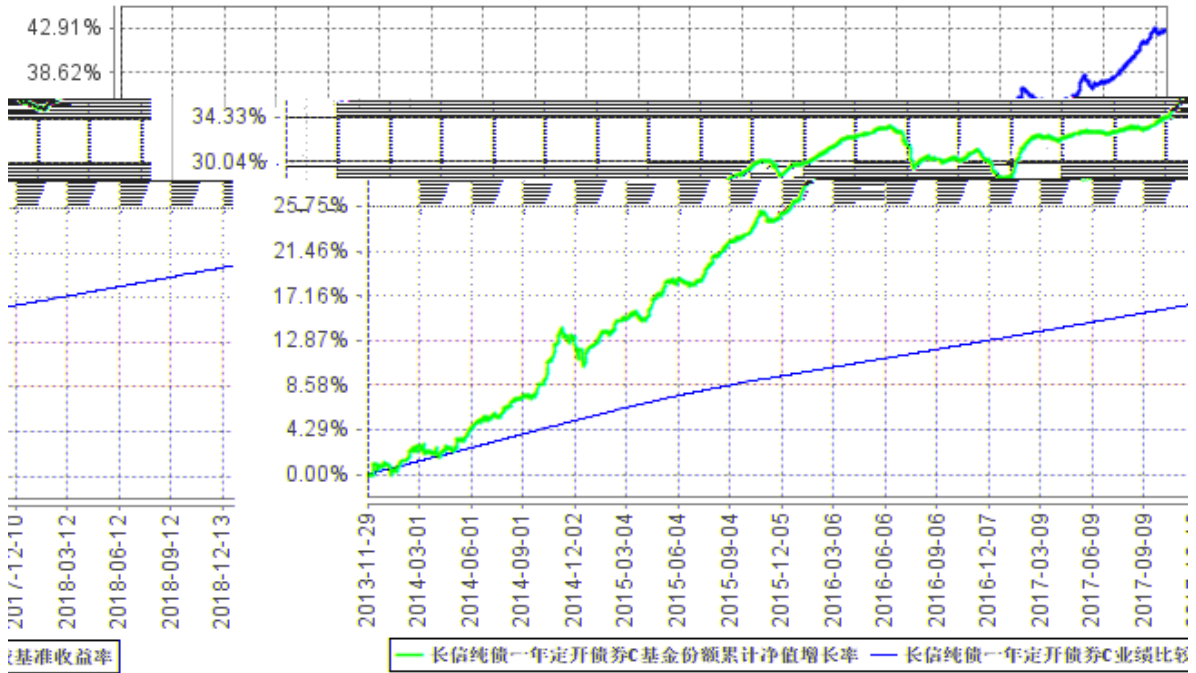
§ 3

| 3.1.1 | 2018 | | 2017 | | 2016 | |
|-------|---------------|--------------|---------------|--------------|---------------|---------------|
| | A | C | A | C | A | C |
| | 16,859,466.04 | -521,457.65 | 33,979,763.69 | 7,355,405.69 | 53,200,300.47 | 27,959,993.56 |
| | 34,023,347.33 | 1,515,603.86 | 30,699,802.75 | 7,006,079.60 | 36,379,136.38 | 18,343,931.87 |
| | 0.0739 | 0.0562 | 0.0277 | 0.0254 | 0.0354 | 0.0311 |
| | 7.17% | 5.50% | 2.73% | 2.51% | 3.27% | 2.88% |
| | 7.68% | 7.21% | 2.79% | 2.37% | 3.39% | 2.98% |
| 3.1.2 | 2018 | | 2017 | | 2016 | |
| | | | | | | |
| | 20,661,217.39 | 675,613.67 | 34,242,307.20 | 7,144,905.15 | 581,564.80 | 247,571.21 |

| | | | | | | |
|--|--------|--------|--------|--------|--------|--------|
| | 0.0484 | 0.0434 | 0.0307 | 0.0264 | 0.0006 | 0.0004 |
|--|--------|--------|--------|--------|--------|--------|

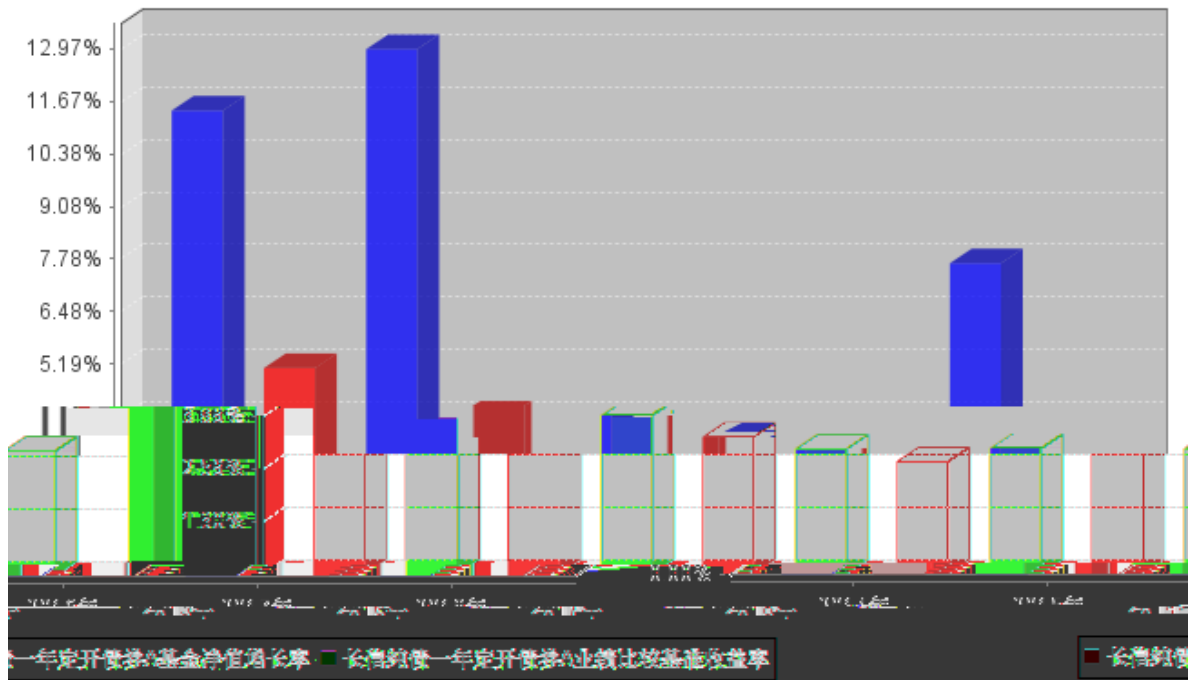
| | | | | | | |
|--|--------|-------|--------|-------|--------|-------|
| | 14.44% | 0.07% | 9.59% | 0.01% | 4.85% | 0.06% |
| | 44.09% | 0.12% | 19.68% | 0.01% | 24.41% | 0.11% |
| | 45.81% | 0.12% | 20.23% | 0.01% | 25.58% | 0.11% |

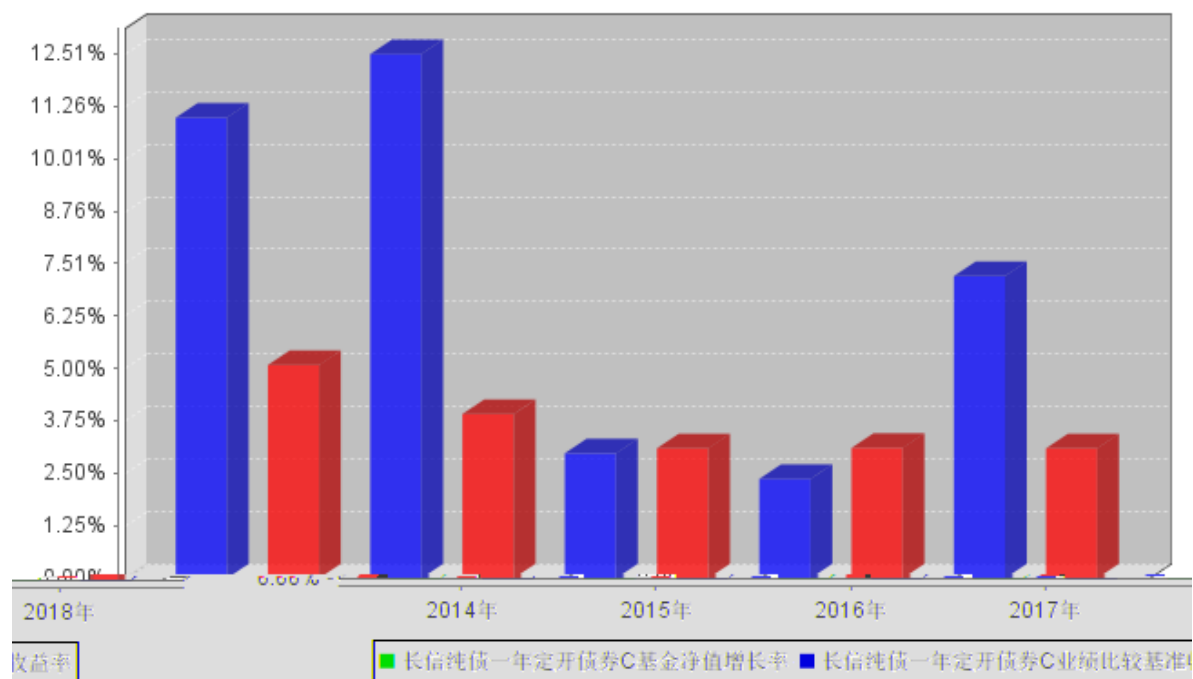
C



1 2013 11 29 2018 12 31

2 6





| A | | | | | |
|------|-------|---------------|---------------|----------------|--|
| | 10 | | | | |
| 2018 | 0.300 | 22,847,739.50 | 10,574,275.82 | 33,422,015.32 | |
| 2017 | - | - | - | - | |
| 2016 | 0.778 | 62,656,635.51 | 17,362,419.56 | 80,019,055.07 | |
| | 1.078 | 85,504,375.01 | 27,936,695.38 | 113,441,070.39 | |

| C | | | | | |
|------|-------|---------------|---------------|---------------|--|
| | 10 | | | | |
| 2018 | 0.260 | 5,860,304.14 | 1,188,475.51 | 7,048,779.65 | |
| 2017 | - | - | - | - | |
| 2016 | 0.728 | 11,589,015.50 | 31,388,852.16 | 42,977,867.66 | |
| | 0.988 | 17,449,319.64 | 32,577,327.67 | 50,026,647.31 | |

4.8

§

2003 63

1.65

44.55%

31.21%

15.15%

4.55%

4.54%

2018 12 31

64

100

(LOF)

(LOF)

LOF

LOF

500

FOF

| | | | | | 2013 |
|--|-----|---------------|--------------|----|------|
| | LOF | 2018 6 4 | - | 6 | LOF |
| | | 2016 12 13 | 2018 7 11 | 20 | |
| | | 2016 12 12 | 2018 5 22 | 6 | |

1

/

2

1

2

1

2

5 1

3

4

5

5%

2018

10

65bp 118bp

AAA

2018 12 31

A

1.0776

1.4004

A

7.68%

C

1.0726

1.3774

C

15 63

7.21%

3.10%

2019

PMI

“ ”

1/2

| | | | |
|---------------|---|---------------|---------------|
| | A | 2018 1 8 | 2018 1 8 10 |
| 0.300 | | 22,847,739.50 | 10,574,275.82 |
| 33,422,015.32 | | | |
| | C | 2018 1 8 | 2018 1 8 10 |
| 0.260 | | 5,860,304.14 | 1,188,475.51 |
| 7,048,779.65 | | | |

1

1

100%

2

A

C

3

4 4

§

—

1

40,470,794.97

2018

§

| | |
|--|-----------------|
| | |
| | |
| | () (19) P00140 |

| | |
|--|--|
| | |
|--|--|

2018 12 31
(

2018

| | |
|--|-----------|
| | () |
| | (1) |
| | (2) |
| | (3) |
| | (4) |
| | (5) () |
| | |
| | |
| | 222 30 |
| | 2019 3 25 |

§

2018 12 31

| | | 2018 12 31 | 2017 12 31 |
|--|---------|----------------|------------------|
| | | | |
| | 7.4.7.1 | 537,143.51 | 3,905,139.94 |
| | | 4,468,365.61 | - |
| | | 9,329.67 | 38,752.58 |
| | 7.4.7.2 | 645,795,879.50 | 839,674,429.70 |
| | | - | - |
| | | - | - |
| | | 645,795,879.50 | 839,674,429.70 |
| | | - | - |
| | | - | - |
| | 7.4.7.3 | - | - |
| | 7.4.7.4 | - | 569,996,095.00 |
| | | 2,528,000.00 | - |
| | 7.4.7.5 | 13,566,631.52 | 14,482,367.36 |
| | | - | - |
| | | - | - |
| | | - | - |
| | 7.4.7.6 | - | - |
| | | 666,905,349.81 | 1,428,096,784.58 |
| | | 2018 12 31 | 2017 12 31 |
| | | | |
| | | - | - |
| | | - | - |
| | 7.4.7.3 | - | - |
| | | 188,999,472.50 | - |
| | | 90,869.90 | - |
| | | - | - |
| | | 282,896.51 | 846,533.09 |
| | | 80,827.61 | 241,866.61 |
| | | 5,662.10 | 94,365.81 |
| | 7.4.7.7 | 17,642.65 | 23,725.27 |
| | | 154,717.40 | - |
| | | 86,295.05 | - |

| | | | |
|--|----------|----------------|---------------|
| | | - | - |
| | | - | - |
| | 7.4.7.8 | 229,000.00 | 329,000.00 |
| | | 189,947,383.72 | 1,535,490.78 |
| | | | |
| | 7.4.7.9 | 442,667,798.92 | |
| | 7.4.7.10 | 34,290,167.17 | 41,387,212.35 |

| | | | |
|---|------------|---------------|---------------|
| | | 14,305,672.83 | 26,356,029.72 |
| 1 | 7.4.10.2.1 | 3,504,467.94 | 9,824,804.17 |
| 2 | 7.4.10.2.2 | 1,001,276.59 | 2,807,086.85 |
| 3 | 7.4.10.2.3 | 109,566.30 | 1,116,694.71 |
| 4 | 7.4.7.19 | 19,984.30 | 48,649.26 |
| 5 | | 9,265,423.98 | 12,159,439.16 |
| | | 9,265,423.98 | 12,159,439.16 |
| 6 | | 118,349.75 | - |
| 7 | 7.4.7.20 | 286,603.97 | 399,355.57 |
| | “ - ” | 35,538,951.19 | 37,705,882.35 |
| | | - | - |
| | “ - ” | 35,538,951.19 | 37,705,882.35 |

2018 1 1 2018 12 31

| | 2018 1 1 2018 12 31 | | |
|-------|---------------------|----------------|------------------|
| | | | |
| | 1,385,174,081.45 | 41,387,212.35 | 1,426,561,293.80 |
| | - | 35,538,951.19 | 35,538,951.19 |
| “ - ” | -942,506,282.53 | -2,165,201.40 | -944,671,483.93 |
| 1. | 11,916,261.96 | 24,540.41 | 11,940,802.37 |
| 2. | -954,422,544.49 | -2,189,741.81 | -956,612,286.30 |
| | - | -40,470,794.97 | -40,470,794.97 |
| “ - ” | | | |
| | 442,667,798.92 | 34,290,167.17 | 476,957,966.09 |

| | 2017 1 1 2017 12 31 | | |
|--|---------------------------------|--|--|
| | | | |

1,618,877,936.07

2013 11 29

()

80%

(

)

5%

() × 1.3 + 1.1%

(“ ”)

2018 12 31

2018

1 1 12 31

26 63

1)

2)

(

)

- 1) (
- 2))
- 3)
- 4)

()

()

-

-

()

-

| | | | |
|-------|---|-------|---|
| | | 0.70% | |
| | | 0.20% | |
| A | C | | C |
| 0.40% | | | |

1

1

100%

2

A

C

3

4

5

<

2015 1

> ([2014]24)

()

| | | | |
|---|----------------|----------------|--------------|
| | - | - | - |
| - | - | - | - |
| | 220,374,915.84 | 224,173,512.90 | 3,798,597.06 |
| | 422,048,832.63 | 421,622,366.60 | -426,466.03 |
| | 642,423,748.47 | 645,795,879.50 | 3,372,131.03 |
| | - | - | - |
| | - | - | - |
| | - | - | - |
| | 642,423,748.47 | 645,795,879.50 | 3,372,131.03 |
| | 2017 12 31 | | |
| | | | |
| | - | - | - |
| - | - | - | - |
| | 115,299,369.06 | 113,681,610.70 | - |

| | 2018 12 31 | 2017 12 31 |
|--|---------------|---------------|
| | 2,983.15 | 740.21 |
| | - | - |
| | - | - |
| | 2,010.80 | - |
| | 13,561,633.37 | 11,970,661.17 |
| | - | - |
| | - | 2,510,948.58 |
| | - | - |
| | - | - |
| | 4.20 | 17.40 |
| | 13,566,631.52 | 14,482,367.36 |

| | 2018 12 31 | 2017 12 31 |
|--|------------|------------|
| | - | - |
| | 17,642.65 | 23,725.27 |
| | 17,642.65 | 23,725.27 |

| | 2018 12 31 | 2017 12 31 |
|--|------------|------------|
| | - | - |
| | - | - |
| | 9,000.00 | 9,000.00 |
| | 40,000.00 | 60,000.00 |
| | 180,000.00 | 260,000.00 |
| | - | - |
| | 229,000.00 | 329,000.00 |

| A | | | | | | | | |
|---|--|--|------|---|---|------|----|----|
| | | | 2018 | 1 | 1 | 2018 | 12 | 31 |
| | | | | | | | | |

| C | | | |
|---|---------------|---------------|---------------|
| | 7,254,734.85 | -109,829.70 | 7,144,905.15 |
| | -521,457.65 | 2,037,061.51 | 1,515,603.86 |
| | 991,116.12 | -1,472,193.98 | -481,077.86 |
| | 1,605.93 | 565.33 | 2,171.26 |
| | 989,510.19 | -1,472,759.31 | -483,249.12 |
| | -7,048,779.65 | - | -7,048,779.65 |
| | 675,613.67 | 455,037.83 | 1,130,651.50 |

| | 2018 | 1 | 1 | 2018 | 2017 | 1 | 1 | 2017 | 12 | 31 |
|--|------|----|----|------------|------|---|---|------------|----|----|
| | | 12 | 31 | | | | | | | |
| | | | | 76,023.36 | | | | 161,035.82 | | |
| | | | | - | | | | - | | |
| | | | | - | | | | - | | |
| | | | | 99,210.79 | | | | 49,030.54 | | |
| | | | | 332.98 | | | | 11,962.96 | | |
| | | | | 175,567.13 | | | | 222,029.32 | | |

331.3

1.68

—

| | 2018 | 1 | 1 | 2018 | 2017 | 1 | 1 | 2017 |
|---|------|----|----|---------------|------|----|----|----------------|
| | | 12 | 31 | | | 12 | 31 | |
| — | | | | -8,071,362.34 | | | | -35,790,343.37 |
| — | | | | - | | | | - |
| — | | | | - | | | | - |
| | | | | -8,071,362.34 | | | | -35,790,343.37 |

| | 2018 | 1 | 1 | 2018 | 2017 | 1 | 1 | 2017 |
|--|------|----|----|------------------|------|----|----|------------------|
| | | 12 | 31 | | | 12 | 31 | |
| | | | | 1,309,931,089.63 | | | | 3,835,218,627.72 |
| | | | | 1,285,359,123.03 | | | | 3,732,759,538.84 |
| | | | | 32,643,328.94 | | | | 138,249,432.25 |
| | | | | -8,071,362.34 | | | | -35,790,343.37 |

| | 2018 | 1 | 1 | 2018 | 12 | 2017 | 1 | 1 | 2017 | 12 |
|--|------|---|---|------|----|------|---|---|------|----|
|--|------|---|---|------|----|------|---|---|------|----|

| | 31 | 31 |
|----|---------------|---------------|
| 1. | 19,200,942.80 | -3,629,287.03 |
| — | - | - |
| — | 19,200,942.80 | -3,629,287.03 |
| — | - | - |
| — | - | - |
| — | - | - |
| 2. | - | - |
| — | - | - |
| 3. | - | - |
| : | - | - |
| | 19,200,942.80 | -3,629,287.03 |

| | 2018 1 1 31 | 2018 12 31 | 2017 1 1 31 | 2017 12 31 |
|--|-------------|------------|-------------|------------|
| | | 43,571.02 | | 58,189.04 |
| | | 43,571.02 | | 58,189.04 |

7

25%

| | 2018 1 1 31 | 2018 12 31 | 2017 1 1 31 | 2017 12 31 |
|--|-------------|------------|-------------|------------|
| | | 3,327.14 | | 12,478.01 |
| | | 16,657.16 | | 36,171.25 |
| | | - | | - |
| | | - | | - |
| | | - | | - |
| | | 19,984.30 | | 48,649.26 |

| | 2018 1 1 31 | 2018 12 31 | 2017 1 1 31 | 2017 12 31 |
|--|-------------|------------|-------------|------------|
| | | | | |

15.15%

2018 12 21

| | 2018 1 1 31 | 2018 12 31 | 2017 1 1 | 2017 12 31 |
|--|----------------|--------------|----------|--------------|
| | | 3,504,467.94 | | 9,824,804.17 |
| | | 898,335.12 | | 2,379,593.99 |

× 0.70%

=

× 0.70%

| | 2018 1 1 2018 12 31 | 2017 1 1 2017 12 31 |
|--|---------------------|---------------------|
| | 1,001,276.59 | 2,807,086.85 |

× 0.20%

=

× 0.20%

| | 2018 1 1 2018 12 31 | | |
|--|---------------------|------------|------------|
| | A | C | |
| | - | 11,274.94 | 11,274.94 |
| | - | 48,113.75 | 48,113.75 |
| | - | 8.33 | 8.33 |
| | - | 59,397.02 | 59,397.02 |
| | 2017 1 1 2017 12 31 | | |
| | A | C | |
| | - | 10,615.98 | 10,615.98 |
| | - | 131,558.49 | 131,558.49 |
| | - | 234.36 | 234.36 |
| | - | 142,408.83 | 142,408.83 |

A

C

× 0.40%

C

=

C

× 0.40%

()

| | 2018 1 1 | 2018 12 31 | 2017 1 1 | 2017 12 31 |
|--|------------|------------|--------------|------------|
| | 537,143.51 | 76,023.36 | 3,905,139.94 | 161,035.82 |

“

”

2018 12 31

4,468,365.61

2017 12 31

)

A

| | | | 10 | | | | |
|---|-------------|----------|-------|---------------|---------------|---------------|--|
| 1 | 2018 1 8 | 2018 1 8 | 0.300 | 22,847,739.50 | 10,574,275.82 | 33,422,015.32 | |
| | - | - | 0.300 | 22,847,739.50 | 10,574,275.82 | 33,422,015.32 | |



“ ”

10%

10%

| | 2018 12 31 | 2017 12 31 |
|-----|------------|---------------|
| A-1 | 0.00 | 20,060,000.00 |
| A-1 | 0.00 | 0.00 |
| | 0.00 | 0.00 |
| | 0.00 | 20,060,000.00 |

| | 2018 12 31 | 2017 12 31 |
|-----|------------|----------------|
| A-1 | 0.00 | 0.00 |
| A-1 | 0.00 | 0.00 |
| | 0.00 | 357,509,000.00 |
| | 0.00 | 357,509,000.00 |

AA+

| | 2018 12 31 | 2017 12 31 |
|-----|----------------|----------------|
| AAA | 222,200,590.60 | 63,952,838.90 |
| AAA | 332,152,288.90 | 398,152,590.80 |
| | 91,443,000.00 | 0.00 |
| | 645,795,879.50 | 462,105,429.70 |

| 2018 12 31 | 6 | 6 -1 | 1-5 | 5 | | |
|---------------|------------|------|-----|---|---|------------|
| | 537,143.51 | - | - | - | - | 537,143.51 |

| | | | | | | |
|---------------|-----------------|---------------|----------------|---------------|---------------|----------------|
| | 4,468,365.61 | - | - | - | - | 4,468,365.61 |
| | 9,329.67 | - | - | - | - | 9,329.67 |
| | 41,211,896.60 | 56,193,910.20 | 511,772,072.70 | 36,618,000.00 | - | 645,795,879.50 |
| | - | - | - | - | 2,528,000.00 | 2,528,000.00 |
| | - | - | - | - | 13,566,631.52 | 13,566,631.52 |
| | 46,226,735.39 | 56,193,910.20 | 511,772,072.70 | 36,618,000.00 | 16,094,631.52 | 666,905,349.81 |
| | 188,999,472.50 | - | - | - | - | 188,999,472.50 |
| | - | - | - | - | 90,869.90 | 90,869.90 |
| | - | - | - | - | 282,896.51 | 282,896.51 |
| | - | - | - | - | 80,827.61 | 80,827.61 |
| | - | - | - | - | 5,662.10 | 5,662.10 |
| | - | - | - | - | 17,642.65 | 17,642.65 |
| | - | - | - | - | 86,295.05 | 86,295.05 |
| | - | - | - | - | 154,717.40 | 154,717.40 |
| | - | - | - | - | 229,000.00 | 229,000.00 |
| | 188,999,472.50 | - | - | - | 947,911.22 | 189,947,383.72 |
| | -142,772,737.11 | 56,193,910.20 | 511,772,072.70 | 36,618,000.00 | 15,146,720.30 | 476,957,966.09 |
| 2017 12 31 | 6 | 6 -1 | 1-5 | 5 | | |
| | 3,905,139.94 | - | - | - | - | 3,905,139.94 |
| | 38,752.58 | - | - | - | - | 38,752.58 |
| | 403,553,369.70 | 44,848,000.00 | 297,375,060.00 | 93,898,000.00 | - | 839,674,429.70 |
| | 569,996,095.00 | - | - | - | - | 569,996,095.00 |

| | | | | | | |
|--|----------------|---------------|----------------|---------------|---------------|------------------|
| | - | - | - | - | 23,725.27 | 23,725.27 |
| | - | - | - | - | 329,000.00 | 329,000.00 |
| | - | - | - | - | 1,535,490.78 | 1,535,490.78 |
| | 977,493,357.22 | 44,848,000.00 | 297,375,060.00 | 93,898,000.00 | 12,946,876.58 | 1,426,561,293.80 |

| | | | | |
|--|----|---------------|--|---------------|
| | | | | |
| | | | | |
| | | 2018 12 31 | | 2017 12 31 |
| | 27 | 3,636,886.78 | | 2,591,635.57 |
| | 27 | -3,636,886.78 | | -2,591,635.57 |

VaR (Value at Risk)

12 31

| | | | | |
|--|------------|--|------------|--|
| | 2018 12 31 | | 2017 12 31 | |
| | | | | |

| | | % | | % |
|---|----------------|--------|----------------|-------|
| - | - | - | - | - |
| | - | - | - | - |
| | 645,795,879.50 | 135.40 | 839,674,429.70 | 58.86 |
| | - | - | - | - |
| | - | - | - | - |
| | - | - | - | - |
| | 645,795,879.50 | 135.40 | 839,674,429.70 | 58.86 |

(1)

(a)

(b)

(i)

2018 12 31

645,795,879.50

(2017

12 31

839,674,429.70

)

(ii)

()

(iii)

(2)

| | | % |
|---|----------------|-------|
| 1 | - | - |
| | - | - |
| 2 | - | - |
| 3 | 645,795,879.50 | 96.83 |
| | 645,795,879.50 | 96.83 |

| 1 | | - | - |
|----|--|----------------|--------|
| 2 | | - | - |
| 3 | | 91,443,000.00 | 19.17 |
| | | 91,443,000.00 | 19.17 |
| 4 | | 420,048,879.50 | 88.07 |
| 5 | | - | - |
| 6 | | 134,304,000.00 | 28.16 |
| 7 | | - | - |
| 8 | | - | - |
| 9 | | - | - |
| 10 | | 645,795,879.50 | 135.40 |

| 1 | 180408 | 18 08 | 400,000 | 41,316,000.00 | 8.66 |
|---|-----------|----------------|---------|---------------|------|
| 2 | 101800274 | 18 MTN001BC | 300,000 | 31,869,000.00 | 6.68 |
| 3 | 101752030 | 17 MTN001 | 300,000 | 30,573,000.00 | 6.41 |
| 4 | 180211 | 18 11 | 300,000 | 30,399,000.00 | 6.37 |
| 5 | 127426 | 16 01 | 300,000 | 29,859,000.00 | 6.26 |

| 1 | | 9,329.67 |
|---|--|---------------|
| 2 | | 2,528,000.00 |
| 3 | | - |
| 4 | | 13,566,631.52 |
| 5 | | - |
| 6 | | - |
| 7 | | - |
| 8 | | - |
| 9 | | 16,103,961.19 |

§ 9

| | () | | | | | |
|---|-----|--------------|----------------|--------|---------------|--------|
| | | | | | | |
| | | | | | | |
| A | 314 | 1,360,176.53 | 409,920,479.62 | 95.98% | 17,174,949.99 | 4.02% |
| C | 262 | 59,436.52 | 1,923,076.92 | 12.35% | 13,649,292.39 | 87.65% |
| | 576 | 768,520.48 | 411,843,556.54 | 93.04% | 30,824,242.38 | 6.96% |

| | A | 1,546.72 | 0.00% |
|--|---|----------|-------|
| | C | 0.00 | 0.00% |
| | | 1,546.72 | 0.00% |

| | A | 0 |
|--|---|---|
| | C | 0 |
| | | 0 |
| | A | 0 |
| | C | 0 |
| | | 0 |

§ 10

| | A | C |
|------------|------------------|----------------|
| 2013 11 29 | 205,068,134.62 | 97,977,007.09 |
| | 1,114,067,174.73 | 271,106,906.72 |
| | 10,638,957.71 | 1,277,304.25 |
| : | 697,610,702.83 | 256,811,841.66 |
| "_" | - | - |
| | 427,095,429.61 | 15,572,369.31 |

§ 11

11.2.1

2018 8 28

11.2.2

40,000.00

2

| | | | | | | |
|--|--|--|--|--|--|--|
| | | | | | | |
| | | | | | | |

| | 2 | - | - | - | - | - |
|--|---|---|---|---|---|---|
| | 1 | - | - | - | - | - |
| | 1 | - | - | - | - | - |
| | 2 | - | - | - | - | - |
| | 1 | - | - | - | - | - |
| | 1 | - | - | - | - | - |
| | 2 | - | - | - | - | - |

| | 493,507,434.39 | 100.00% | 15,346,625,000.00 | 100.00% | - | - |
|--|----------------|---------|-------------------|---------|---|---|
| | - | - | - | - | - | - |
| | - | - | - | - | - | - |
| | - | - | - | - | - | - |
| | - | - | - | - | - | - |
| | - | - | - | - | - | - |
| | - | - | - | - | - | - |

1

1

1

2

<1998>29

[2007]48

1

a

b

c

d

2

| 1 | 2017 12 31 | | 2018 1 1 |
|----|------------|--------|-----------|
| 2 | | 2018 | 2018 1 4 |
| 3 | | | 2018 1 4 |
| 4 | | | 2018 1 5 |
| 5 | | | 2018 1 10 |
| 6 | | 2018 1 | 2018 1 12 |
| 7 | | | 2018 1 16 |
| 8 | 2017 4 | | 2018 1 20 |
| 9 | | | 2018 2 1 |
| 10 | | | 2018 2 2 |
| 11 | | | 2018 2 6 |
| 12 | | | 2018 2 7 |
| 13 | | | 2018 2 10 |

| | | | |
|----|--------|--|-----------|
| | | | |
| 14 | 53 | | 2018 3 24 |
| 15 | | | 2018 3 24 |
| 16 | | | 2018 3 24 |
| 17 | | | 2018 3 29 |
| 18 | | | 2018 3 29 |
| 19 | | | 2018 3 30 |
| 20 | 2017 | | 2018 3 31 |
| 21 | | | 2018 4 18 |
| 22 | 2018 1 | | 2018 4 20 |
| 23 | | | 2018 4 21 |
| 24 | | | 2018 5 7 |
| 25 | | | 2018 5 8 |
| 26 | | | 2018 5 17 |
| 27 | | | 2018 5 28 |

| | | | |
|----|-----------|--|-----------|
| | | | |
| 28 | | | 2018 5 31 |
| 29 | | | 2018 6 4 |
| 30 | | | 2018 6 7 |
| 31 | | | 2018 6 15 |
| 32 | | | 2018 6 20 |
| 33 | | | 2018 6 22 |
| 34 | | | 2018 6 28 |
| 35 | | | 2018 6 30 |
| 36 | 2018 6 30 | | 2018 6 30 |
| 37 | | | 2018 7 4 |
| 38 | | | 2018 7 5 |
| 39 | | | 2018 7 11 |
| 40 | | | 2018 7 12 |

| | | | |
|----|--------|--|------------|
| | 2018 2 | | |
| 41 | 2018 2 | | 2018 7 20 |
| 42 | | | 2018 7 30 |
| 43 | | | 2018 8 2 |
| 44 | | | 2018 8 28 |
| 45 | 2018 | | 2018 8 29 |
| 46 | | | 2018 8 31 |
| 47 | | | 2018 9 1 |
| 48 | | | 2018 9 22 |
| 49 | | | 2018 9 29 |
| 50 | | | 2018 10 9 |
| 51 | | | 2018 10 12 |
| 52 | | | 2018 10 13 |
| 53 | 2018 3 | | 2018 10 25 |
| 54 | | | 2018 11 8 |

| | | | |
|----|--|--|------------|
| 55 | | | 2018 12 21 |
| 56 | | | 2018 12 27 |
| 57 | | | 2018 12 28 |

§

| | | 20% | | | | | |
|---|--|--------------------|--------------|----------------|----------------|--------|--|
| 1 | 2018 1 1 2018 12 31 | 289,546,375. 83 | 0.00 | 89,784,517.16 | 199,761,858.67 | 45.13% | |
| 2 | 2018 1 1 2018 1 15 2018 1 19 2018 12 31 | 298,328,361. 18 | 8,931,095.54 | 199,560,965.88 | 107,698,490.84 | 24.33% | |
| - | - | - | - | - | - | - | |
| 1 | | | | | | | |
| 2 | | | | | | | |
| 3 | | | | | | | |

§

- 1
- 2
- 3
- 4
- 5
- 6

<http://www.cxfund.com.cn>

2019 3 29