

2018

2018 12 31

2019 3 29

§ 1

1.1

“ ”

2019 3 26

2018 1 1 2018 12 31

1.2		
§ 1	2
1.1	2
1.2	3
§2	5
2.1	5
2.2	5
2.3	6
2.4	6
2.5	6
§ 3	7
3.1	7
3.2	8
3.3	10
§4	11
4.1	11
4.2	13
4.3	13
4.4	14
4.5	15
4.6	15
4.7	16
4.8	16
4.9	17
§5	18
5.1	18
5.2	18
5.3	18
§6	19
6.1	19
6.2	19
§7	21
7.1	21
7.2	22
7.3	23
7.4	24
§8	52
8.1	52
8.2	52
8.3	53
8.4	53
8.5	62
8.6	63
8.7	63

8.8

§ 2

2.1

	519957	
	2015 7 6	
	389,325,614.46	
	A	C
	A	C
	519957	519956
	5,265,169.10	

	4
	300 × 60%+ × 40%

2.3

	021-61009999	020-66338888
	zhouyg@cxfund.com.cn	cui rj@gf.com.cn
	4007005566	95575
	021-61009800	020-87555129
	68 9	2 618
	68 9	26
	200120	34
		510627

2.4

	www.cxfund.com.cn
	68 9
	26 34

2.5

		100 50
		17

§ 3

3.1

3.1.1	2018		2017		2016	
	A	C	A	C	A	C
	-784,333.66	-25,373,172.28	-1,609,692.75	-10,331,092.91	-2,568,479.78	-13,039,165.88
	-714,366.94	-24,186,922.16	-290,447.59	-3,212,650.23	-4,109,886.07	-23,046,789.30
	-0.1260	-0.0845	-0.0354	-0.0630	-0.2710	-0.2955
	-15.66%	-11.16%	-3.80%	-6.90%	-28.11%	-31.01%
	-13.95%	-14.83%	-6.38%	-8.32%	-21.06%	-21.88%
3.1.2	2018		2017		2016	
	-1,458,756.14	-119,442,104.19	-876,445.32	-7,194,680.05	-600,093.31	-5,087,229.02
	-0.2771	-0.3110	-0.1418	-0.1742	-0.0586	-0.0748
	3,991,623.90	277,376,790.80	5,448,372.62	35,018,587.79	9,635,512.04	62,956,202.47
	0.7581	0.7222	0.881	0.848	0.941	0.925
3.1.3	2018		2017		2016	

	-24.19%	-27.78%	-11.90%	-15.20%	-5.90%	-7.50%

1

2

3

3.2**3.2.1**

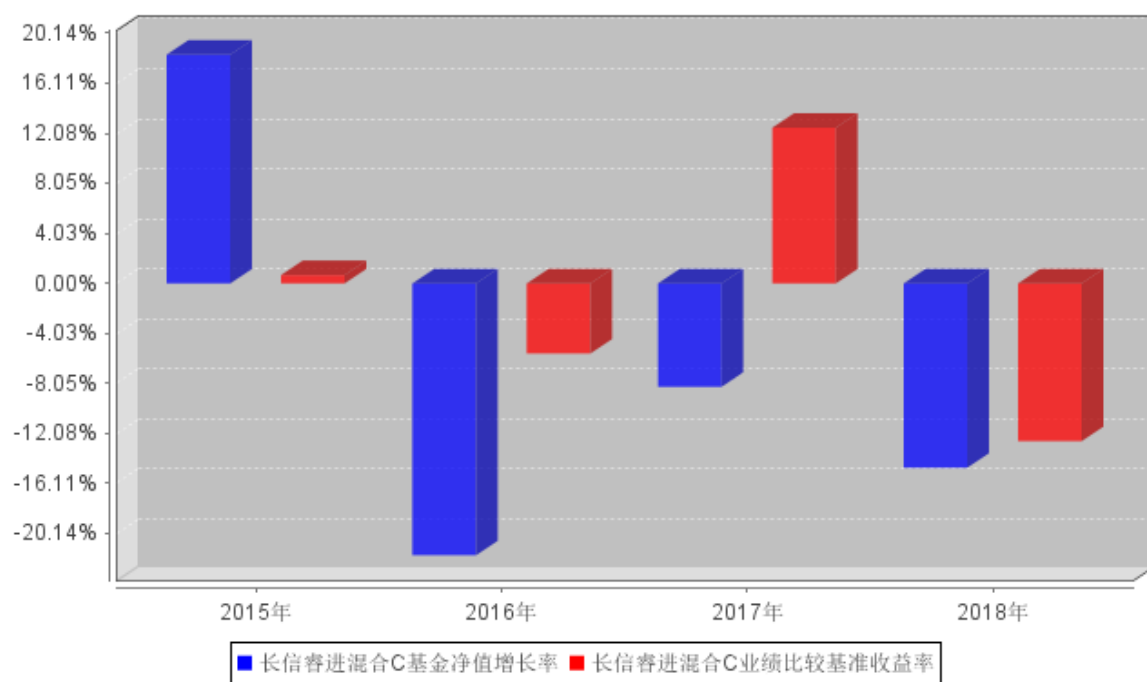
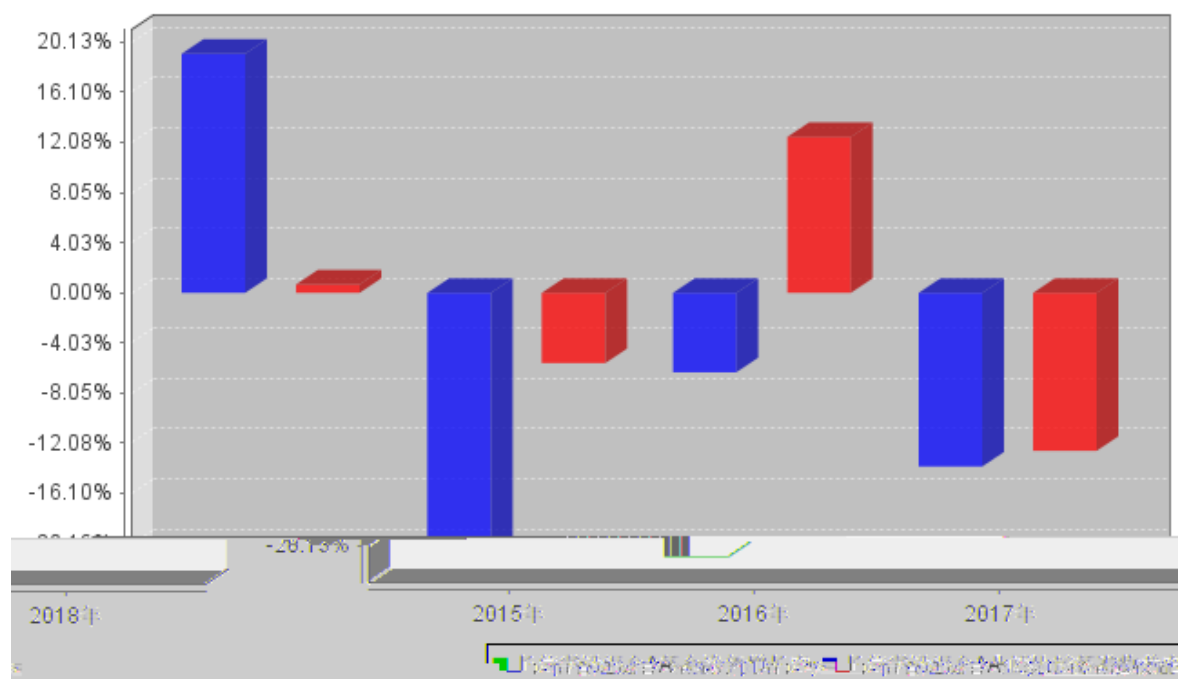
A

	-3.97%	0.59%	-6.41%	0.98%	2.44%	-0.39%
	-5.98%	0.51%	-6.94%	0.89%	0.96%	-0.38%
	-13.95%	0.61%	-12.69%	0.80%	-1.26%	-0.19%
	-36.40%	1.28%	-7.29%	0.71%	-29.11%	0.57%
	-24.19%	1.56%	-6.67%	0.88%	-17.52%	0.68%

C

	-4.17%	0.59%	-6.41%	0.98%	2.24%	-0.39%
	-6.35%	0.51%	-6.94%	0.89%	0.59%	-0.38%
	-14.83%	0.61%	-12.69%	0.80%	-2.14%	-0.19%
	-39.00%	1.28%	-7.29%	0.71%	-31.71%	0.57%
	-27.78%	1.56%	-6.67%	0.88%	-21.11%	0.68%

3.2.3



2015 7 6 2015

3.3

§ 4

4.1

4.1.1

				2003	63				
									1.65
				44.55%					
31.21%			15.15%				4.55%		
			4.54%						
2018	12	31		64					

100

(LOF)

(LOF)

LOF

LOF

FOF

4.1.2

		2018 3 17	-	8	

		2017 3 18	2018 4 23	8	
--	--	-----------	--------------	---	--

1

/

2

4.2**4.3****4.3.1**

1

2

1

2

5 1

3

4

5

4.3.2

4.3.3

5%

4.4

4.4.1

2018

		GDP	6.6%	2017	0.2%		
	GDP	2017	2	7	2018	2.9%	
				GDP		5.0%	2.1%
							-0.6%
							M2
8.1%		9.8%		16.17			
				Al pha			
	Al pha						

4.4.2

		A	0.7581		0.7581
	A	-13.95%		C	0.7222
	0.7222		C	-14.83%	
-12.69%					

4.5

2019

2019

4.6

4.7

“ ”

1/2

4.8

1

12

3

2

A

C

3

4

5

4.9

2017 12 13 2018 3 12

2018 4 4

§ 5

5.1

5.2

—

5.3

2018

	(1)	
	(2)	
	(3)	
	(4)	
	(5)	
	1	17
2019	3	25

§ 7

7.1

2018 12 31

		2018 12 31	2017 12 31
	7.4.7.1	5,293,562.95	4,873,864.34
		-	173,588.89
		139,354.51	55,528.79
	7.4.7.2	242,324,180.65	35,869,764.51
		754,180.65	35,869,764.51
		-	-
		241,570,000.00	-
		-	-
		-	-
	7.4.7.3	-	-
	7.4.7.4	-	-
		109,232,426.60	2,416.29
	7.4.7.5	5,890,063.10	849.39
		-	-
		1,300.00	6,031.84
		-	-
	7.4.7.6	-	-
		362,880,887.81	40,982,044.05
		2018 12 31	2017 12 31
		-	-
		-	-
	7.4.7.3	-	-
		80,399,159.40	-
		-	-
		5,657.74	107,644.56
		362,815.65	57,716.25
		60,469.30	9,619.36
		190,745.12	24,196.73
	7.4.7.7	143,754.57	105,906.65
		10,926.39	-
		159,944.94	-

		-	-
		-	-
	7.4.7.8	179,000.00	210,000.09
		81,512,473.11	515,083.64
	7.4.7.9	389,325,614.46	47,490,728.70
	7.4.7.10	-107,957,199.76	-7,023,768.29
		281,368,414.70	40,466,960.41
		362,880,887.81	40,982,044.05

2018 12 31

A

0.7581

C

0.7222

389,325,614.46

A

5,265,169.10

C

384,060,445.36

7.2

2018 1 1 2018 12 31

		2018 1 1 2018 12 31	2017 1 1 2017 12 31
		-17,068,226.99	-1,120,507.44
1.		7,742,886.58	91,109.84
	7.4.7.11	152,447.12	60,264.67
		6,809,826.72	-
		-	-
		780,612.74	30,845.17
		-	-
2.	" -"	-26,078,541.31	-9,739,583.46
	7.4.7.12	-26,735,081.92	-10,231,883.29
		-	-
	7.4.7.13	299,400.23	-
	7.4.7.13.5	-	-
	7.4.7.14	-	-
	7.4.7.15	-	-
	7.4.7.16	357,140.38	492,299.83
3.	7.4.7.17	1,256,216.84	8,437,687.84
" -"			
4.	" -"	-	-
5.	" -"	11,210.90	90,278.34

--	--	--	--

	2017 1 1	2017 12 31	
	78,279,036.84	-5,687,322.33	72,591,714.51
	-	-3,503,097.82	-3,503,097.82
“ - ”	-30,788,308.14	2,166,651.86	-28,621,656.28
1.	20,183,116.28	-2,116,304.77	18,066,811.51
2.	-50,971,424.42	4,282,956.63	-46,688,467.79
	-	-	-
“ - ”			
	47,490,728.70	-7,023,768.29	40,466,960.41

7.1 7.4

7.4**7.4.1**

“ ”

“ ” [2015]1164

2015

7 6

308,604,154.67

A

C

A

C

€51401C8C

2018

7.4.4**7.4.4.1**

1 1 12 31

7.4.4.2**7.4.4.3**

(1)

(2)

7.4.4.4

(1)

(2)

(3)

(4)

(5)

(2) (3)

(6)

7.4.4.5

(1)

(2)

(3)

(4)

7.4.4.6

7.4.4.7

7.4.4.8

/

/

“ ”

“ / ”

7.4.4.9 / ()

(1)

(2)

(3)

(4)

-
- (5) /
- (6) /
- (7) / ()
- (8) / ()
- (9) /
- (10)
- (11) /
- (12)

7.4.4.10

7.4.4.11

- (1) 12
- 3
- (2) A C
- (3)
- (4)

(5)

7.4.4.12

(1)

(2)

(3)

7.4.4.13

< 2015 1
> ([2014]24)
()

7.4.5

7.4.5.1

7.4.5.2

7.4.5.3

7.4.6

7.4.6.1

2008 4 24

3‰ 1‰

2008 9 19

[2005]103

7.4.6.2

[2016]36

2016 5 1

[2016]46

[2016]70

[2016]140

[2017]56

2018 1 1

3%

2018 1 1

7.4.6.3

2011

2011

7.4.6.4

[2004]78

2004 1 1

[2005]103

[2008]1

7.4.6.5

[2005]103

[2008]132

2008 10 9

[2012]85

2013 1 1

1 1

1 1 1 50%

1 25% 20%

[2015]101

2015 9 8

1

7.4.7**7.4.7.1**

	2018 12 31	2017 12 31
	5,293,562.95	4,873,864.34
	-	-
1	-	-
1-3	-	-
3	-	-
	-	-
	5,293,562.95	4,873,864.34

7.4.7.2

		2018 12 31		
		868,715.83	754,180.65	-114,535.18
-		-	-	-
		15,045,681.39	15,066,000.00	20,318.61
		225,848,261.76	226,504,000.00	655,738.24
		240,893,943.15	241,570,000.00	676,056.85
		-	-	-
		-	-	-

7.4.7.3 /

/

7.4.7.4

7.4.7.4.1

7.4.7.4.2

7.4.7.5

	2018 12 31	2017 12 31
	1, 585. 06	746. 29
	-	-
	-	-
	-	78. 10
	5, 888, 415. 34	-
	-	-
	-	-
	-	-
	-	-
	62. 70	25. 00
	5, 890, 063. 10	849. 39

7.4.7.6

7.4.7.7

	2018 12 31	2017 12 31
	135, 526. 30	105, 906. 65
	8, 228. 27	-
	143, 754. 57	105, 906. 65

7.4.7.8

--	--	--

	2018 12 31	2017 12 31
	-	-

	-876,445.32	143,969.61	-732,475.71
	-784,333.66	69,966.72	-714,366.94
	202,022.84	-28,725.39	173,297.45
	-256,919.96	35,621.01	-221,298.95
	458,942.80	-64,346.40	394,596.40
	-	-	-
	-1,458,756.14	185,210.94	-1,273,545.20

C			
	-7,194,680.05	903,387.47	-6,291,292.58
	-25,373,172.28	1,186,250.12	-24,186,922.16
	-86,874,251.86	10,668,812.04	-76,205,439.82
	-90,617,050.91	11,111,814.20	-79,505,236.71
	3,742,799.05	-443,002.16	3,299,796.89
	-	-	-
	-119,442,104.19	12,758,449.63	-106,683,654.56

7.4.7.11

	2018	1	1	2018	2017	1	1	2017	12	31
		12	31							
				112,498.33				54,838.30		
				-				-		
				-				-		
				23,211.33				3,909.63		
				16,737.46				1,516.74		
				152,447.12				60,264.67		

1,511.22

15,226.24

7.4.7.12**7.4.7.12.1**

	2018	1	1	2018	12	2017	1	1	2017	12
				31					31	
				344,915,014.29					278,290,173.49	
				371,650,096.21					288,522,056.78	
				-26,735,081.92					-10,231,883.29	

7.4.7.13**7.4.7.13.1**

	2018	1	1	2018	2017	1	1	2017
		12	31			12	31	
---				299,400.23				-
---				-				-
---				-				-
				299,400.23				-

7.4.7.13.2

	2018	1	1	2018	2017	1	1	2017
		12	31			12	31	
				418,448,726.15				-
				408,634,749.77				-
				9,514,576.15				-
				299,400.23				-

7.4.7.13.3

7.4.7.13.4

7.4.7.13.5**7.4.7.14****7.4.7.14.1****7.4.7.15****7.4.7.15.1**

7.4.7.15.2**7.4.7.16**

	2018	1	1	2018	12	2017	1	1	2017	12
	31				31					
	357,140.38				492,299.83					
	-				-					
	357,140.38				492,299.83					

7.4.7.17

	2018	1	1	2018	12	2017	1	1	2017	12
	31				31					
1.	1,256,216.84				8,437,687.84					
---	580,159.99				8,437,687.84					
---	676,056.85				-					
---	-				-					
---	-				-					
---	-				-					
2.	-				-					
---	-				-					
3.	-				-					
:	-				-					
	1,256,216.84				8,437,687.84					

7.4.7.18

	2018	1	1	2018	12	2017	1	1	2017	12	31
	31				31						
	11,188.65				89,121.85						
	22.25				1,156.49						
	11,210.90				90,278.34						

30

30

3

75%

3

6

50%

6

39

76

25%

7.4.7.19

	2018	1	1	2018	12	2017	1	1	2017	12	31
			31								
				1,039,507.40					821,565.33		
				7,337.50					-		
				-					-		
				-					-		
				-					-		
				1,046,844.90					821,565.33		

7.4.7.20

	2018	1	1	2018	12	2017	1	1	2017	12
			31					31		
				70,000.00					50,000.00	
				100,000.00					160,000.00	
				36,000.00					22,500.00	
				960.00					360.00	
				206,960.00					232,860.00	

7.4.8**7.4.8.1****7.4.8.2****7.4.9**

“ ”	
“ ”	
“ ”	

”)	(“	
”)	(“	
”)	(“	

1

2

[2018]1905

15.15%

2018 12 21

7.4.10**7.4.10.1****7.4.10.1.1**

	2018 1 1		2018 12 31		2017 1 1		2017 12 31	
	680,869,366.65		100.00%		532,616,646.09		100.00%	

7.4.10.1.2

	2018 1 1		2018 12 31		2017 1 1		2017 12 31	
	85,266,181.50		100.00%		-		-	

7.4.10.1.3

	2018 1 1			2018 12 31			2017 1 1			2017 12 31		
				2,704,000,000.00		100.00%				80,000,000.00	100.00%	

7.4.10.1.4**7.4.10.1.5**

	2018 1 1			2018 12 31			2017 1 1			2017 12 31		
				634,096.52		100.00%				135,526.30	100.00%	
	2017 1 1			2017 12 31			2017 1 1			2017 12 31		
				496,026.60		100.00%				105,906.65	100.00%	

7.4.10.2**7.4.10.2.1**

	2018 1 1			2018 12 31			2017 1 1			2017 12 31		
						3,303,872.05					817,408.63	
						645,466.53					403,670.67	

1.50%

$$H \text{ E} \times \quad \div \quad H \quad E$$
7.4.10.2.2

	2018 1 1 31	2018 12 31	2017 1 1 31	2017 12 31
		550,645.40		136,234.80

0.25%

$$H \text{ E} \times \quad \div \quad H \quad E$$
7.4.10.2.3

	2018 1 1 31			2018 12 31		
	A	C		A	C	
	-	215.75		-	215.75	
	-	167,689.78		-	167,689.78	
	-	83.22		-	83.22	
	-	167,988.75		-	167,988.75	
	2017 1 1 31			2017 12 31		
	A	C		A	C	
	-	2,471.04		-	2,471.04	
	-	288,832.85		-	288,832.85	
	-	42.47		-	42.47	
	-	291,346.36		-	291,346.36	

$$A \quad C \quad 0.80\%$$

$$C \quad 0.80\%$$

$$H \text{ E} \times \quad \div$$

$$H \text{ C}$$

$$E \text{ C}$$

7.4.10.3 ()

7.4.10.4

7.4.10.4.1

7.4.10.4.2

7.4.10.5

7.4.10.6

7.4.10.7

7.4.11

7.4.12 2018 12 31

7.4.12.1 /

/

7.4.12.2

000708		2018 12 25		8.77	2019 1 3	9.65	85,802	866,736.20	752,483.54	-

7.4.12.3**7.4.12.3.1**

2018 12 31

80,399,159.40

101800773	18 MFN002	2019	1	2	101.82	100,000	10,182,000.00
101801161	18 MFN010	2019	1	2	100.73	89,000	8,964,970.00
101801334	18 MFN011	2019	1	2	100.32	100,000	10,032,000.00
101800016	18 MFN001	2019	1	3	104.08	90,000	9,367,200.00
101801161	18 MFN010	2019	1	3	100.73	10,000	1,007,300.00
180204	18 04	2019	1	3	104.72	220,000	23,038,400.00
101800773	18 MFN002	2019	1	9	101.82	100,000	10,182,000.00
101801085	18 MFN001	2019	1	9	101.71	100,000	10,171,000.00
						809,000	82,944,870.00

7.4.12.3.2**7.4.13****7.4.13.1**

“ ”

7.4.13.2

10%

10%

7.4.13.2.1**7.4.13.2.2****7.4.13.2.3****7.4.13.2.4**

	2018 12 31	2017 12 31
AAA	81,370,000	0.00
AAA	20,826,000.00	0.00
	139,374,000.00	0.00
	241,570,000.00	0.00

7.4.13.2.5

7.4.13.2.6

7.4.13.3

7.4.13.3.1

7.4.13.4

7.4.13.4.1

7.4.13.4.1.1

	-	-	-	-	105,906.65	105,906.65
	-	-	-	-	210,000.09	210,000.09
	-	-	-	-	515,083.64	515,083.64
	5,102,982.02	-	-	-	35,363,978.39	40,466,960.41

7.4.13.4.1.2

		2018 12 31	2017 12 31	
	27	1,929,395.92		0.00
	27	-1,929,395.92		0.00

7.4.13.4.2**7.4.13.4.3**

VaR (Value at Risk)

12 31

7.4.13.4.3.1

	2018 12 31	2017 12 31
	%	%

-	754,180.65	0.27	35,869,764.51	88.64
	-	-	-	-
	241,570,000.00	85.86	-	-
	-	-	-	-
	-	-	-	-
	-	-	-	-
	242,324,180.65	86.12	35,869,764.51	88.64

7.4.13.4.3.2

	95%			
		2018 12	2017 12	
		31	31	
	VaR 0.01% 2017 12			
	31 VaR 3.22%)	-24,975.42	-1,301,079.96	

VaR

95%

2017

7.4.14

(1)

(a)

(b)

(i)

2018 12 31

1,697.11

242,322,483.54

0.00 2017 12 31

35,143,542.96

726,221.55

0.00

(ii)

(iii)

(2)

§ 8

8.1

			%
1		754,180.65	0.21
		754,180.65	0.21
2		-	-
3		241,570,000.00	66.57
		241,570,000.00	66.57
		-	-
4		-	-
5		-	-
6		-	-
		-	-
7		5,293,562.95	1.46
8		115,263,144.21	31.76
9		362,880,887.81	100.00

8.2

8.2.1

A		55.44	0.00
---	--	-------	------


N		-	-
O		-	-
P		-	-
Q		-	-
R		-	-
S		-	-
		754, 180. 65	0. 27

8.2.2**8.3**

--	--	--	--

10	600519		3,928,662.26	9.71
11	002390		3,851,986.00	9.52
12	600585		3,617,507.90	8.94
13	600426		3,612,096.53	8.93
14	002332		3,407,457.05	8.42
15	600195		3,401,130.45	8.40
16	002233		3,300,031.00	8.15
17	600460		3,289,656.09	8.13
18	002223		3,236,408.00	8.00
19	300133		3,199,942.00	7.91
20	002428		3,191,758.00	7.89
21	000977		3,141,830.70	7.76
22	300166		3,091,577.00	7.64
23	601318		2,926,117.70	7.23
24	601155		2,847,130.00	7.04
25	002127		2,830,535.83	6.99
26	000002		2,778,747.00	6.87
27	002440		2,740,721.00	6.77
28	002815		2,724,004.00	6.73
29	000066		2,676,041.00	6.61
30	300199		2,657,908.78	6.57
31	600754		2,568,088.00	6.35
32	000651		2,498,442.00	6.17
33	002032		2,468,687.50	6.10
34	002268		2,440,506.28	6.03
35	600729		2,396,315.28	5.92
36	300253		2,354,560.00	5.82
37	600062		2,324,538.00	5.74
38	000703		2,236,790.88	5.53
39	600346		2,230,650.84	5.51
40	600801		2,202,504.00	5.44
41	300182		2,158,067.00	5.33
42	000333		2,152,650.00	5.32
43	600521		2,125,134.80	5.25
44	002373		2,123,325.16	5.25
45	601689		2,115,725.00	5.23

46	002414		2,114,666.00	5.23
47	002024		2,110,370.00	5.22
48	002353		2,089,090.00	5.16
49	002422		2,077,782.00	5.13



82	600500		1,604,995.00	3.97
83	000089		1,599,690.00	3.95
84	002078		1,576,777.00	3.90
85	600350		1,553,824.00	3.84
86	601678		1,553,122.00	3.84
87	603788		1,549,322.08	3.83
88	600050		1,543,701.00	3.81
89	300244		1,525,607.60	3.77
90	002308		1,522,415.00	3.76
91	002254		1,519,460.40	3.75
92	002064		1,518,056.25	3.75
93	000667		1,506,538.00	3.72
94	000596		1,499,857.18	3.71
95	600623		1,499,182.00	3.70
96	002818		1,486,016.00	3.67
97	600823		1,474,481.88	3.64
98	601717		1,474,467.00	3.64
99	600028		1,473,635.00	3.64
100	000027		1,472,101.00	3.64
101	000738		1,466,729.42	3.62
102	600216		1,448,945.00	3.58
103	600808		1,399,398.00	3.46
104	001696		1,373,151.68	3.39
105	601001		1,333,627.95	3.30
106	002266		1,327,158.00	3.28
107	000553		1,320,557.71	3.26
108	601939		1,318,981.00	3.26
109	601818		1,301,787.00	3.22
110	002174		1,288,843.00	3.18
111	000937		1,283,077.00	3.17
112	002110		1,271,499.00	3.14
113	601009		1,265,672.00	3.13
114	000878		1,255,561.00	3.10
115	600760		1,252,884.00	3.10
116	300146		1,209,441.00	2.99
117	600643		1,204,230.00	2.98

118	000581		1, 198, 573. 00	2. 96
119	603368		1, 198, 226. 44	2. 96
120	000895		1, 193, 520. 00	2. 95
121	000732		1, 181, 128. 00	2. 92
122	300316		1, 102, 185. 40	2. 72
123	300618		1, 079, 729. 00	2. 67
124	601677		1, 078, 095. 00	2. 66
125	600885		1, 077, 087. 00	2. 66
126	002415		1, 046, 169. 00	2. 59
127	600657		1, 036, 797. 00	2. 56
128	601668		1, 035, 218. 00	2. 56
129	603877		1, 022, 144. 00	2. 53
130	002707		993, 001. 73	2. 45
131	300422		975, 353. 52	2. 41
132	002798		973, 043. 85	2. 40
133	601229		946, 203. 00	2. 34
134	601766		936, 115. 00	2. 31
135	000825		922, 322. 00	2. 28
136	600600		911, 547. 00	2. 25
137	603660		904, 190. 20	2. 23
138	002709		902, 329. 00	2. 23
139	002713		901, 722. 00	2. 23
140	002696		881, 013. 00	2. 18
141	600596		880, 414. 00	2. 18
142	002341		877, 388. 00	2. 17
143	601128		876, 885. 00	2. 17
144	600699		875, 316. 00	2. 16
145	300571		874, 213. 62	2. 16
146	002747		873, 318. 00	2. 16
147	300409		872, 250. 00	2. 16
148	000708		866, 736. 20	2. 14
149	600323		838, 909. 22	2. 07
150	600298		831, 994. 64	2. 06
151	601618		816, 803. 00	2. 02
152	300285		816, 060. 00	2. 02
153	600884		815, 666. 00	2. 02

154	002159		811,469.00	2.01
-----	--------	--	------------	------

“ ”

8.4.2**2% 20**

1	603019		5,192,100.20	12.83
2	600967		4,883,468.00	12.07
3	002179		4,303,037.98	10.63
4	002371		4,247,973.40	10.50
5	603883		4,033,469.00	9.97
6	000681		3,978,152.00	9.83
7	000975		3,952,623.26	9.77
8	002410		3,791,920.00	9.37
9	000860		3,771,412.72	9.32
10	600585		3,674,349.00	9.08
11	600519		3,659,705.18	9.04
12	600426		3,347,964.00	8.27
13	000977		3,297,911.32	8.15
14	600195		3,224,422.80	7.97
15	002332		3,157,240.72	7.80
16	300133		3,152,836.00	7.79
17	002390		3,049,452.00	7.54
18	300166		3,014,207.43	7.45
19	002233		2,962,992.16	7.32
20	300182		2,949,956.90	7.29
21	600460		2,939,728.02	7.26
22	002223		2,914,173.00	7.20
23	002815		2,816,830.00	6.96
24	300251		2,778,995.00	6.87
25	002428		2,746,065.00	6.79
26	002414		2,689,059.40	6.65
27	601318		2,648,258.64	6.54
28	000066		2,646,054.00	6.54
29	300253		2,503,683.84	6.19
30	002032		2,501,165.27	6.18
31	000002		2,469,365.00	6.10
32	002127		2,454,603.69	6.07

33	600872		2,397,783.00	5.93
34	601155		2,338,660.67	5.78

71	600673		1,691,535.00	4.18
72	600108		1,681,032.00	4.15
73	300258		1,662,197.00	4.11
74	002491		1,657,843.53	4.10
75	600757		1,644,737.40	4.06
76	000667		1,638,961.00	4.05
77	002024		1,626,840.70	4.02
78	600787		1,614,277.89	3.99
79	600521		1,602,075.00	3.96
80	600050		1,595,790.00	3.94
81	000598		1,593,472.25	3.94
82	600141		1,585,742.40	3.92
83	002311		1,578,601.80	3.90
84	000596		1,564,631.67	3.87
85	300287		1,563,836.00	3.86
86	300015		1,557,311.00	3.85
87	600350		1,555,002.00	3.84
88	600823		1,546,805.30	

109	000937		1, 271, 023. 00	3. 14
110	000553		1, 260, 271. 92	3. 11
111	601939		1, 248, 323. 00	3. 08
112	002818		1, 247, 281. 00	3. 08
113	001696		1, 231, 428. 14	3. 04

147	002707		923,945.68	2.28
148	603877		922,945.00	2.28
149	300098		908,748.00	2.25
150	002798		907,090.70	2.24
151	600760		906,800.00	2.24
152	300088		894,517.00	2.24

300088300088

4		-	-
5		-	-
6		102,196,000.00	36.32
7		-	-
8		-	-
9		-	-
10		241,570,000.00	85.86

8.6

1	180204	18	04	800,000	83,776,000.00	29.77
2	180211	18	11	400,000	40,532,000.00	14.41
3	101800354	18	MFN003	200,000	20,826,000.00	7.40
4	101800773	18	MFN002	200,000	20,364,000.00	7.24
5	101800942	18	MFN002	200,000	20,322,000.00	7.22

8.7

8.8

8.9

8.10

8.10.1

8.10.2

8.11**8.11.1****8.11.2****8.11.3****8.12****8.12.1****8.12.2****8.12.3**

1		139,354.51
2		109,232,426.60
3		-
4		5,890,063.10
5		1,300.00
6		-
7		-
8		-
9		115,263,144.21

8.12.4**8.12.5**

				%	
1	000708		752,483.54	0.27	

8.12.6

§ 9

9.1

	()					
A	450	11,700.38	0.00	0.00%	5,265,169.10	100.00%
C	3,719	103,269.82	0.00	0.00%	384,060,445.36	100.00%
	4,169	93,385.85	0.00	0.00%	389,325,614.46	100.00%

9.2

	A	0.00	0.00%
	C	2,570.69	0.00%
		2,570.69	0.00%

9.3

	A	0
	C	0
		0
	A	0
	C	0
		0

§ 10

	A	C
--	---	---

2015

§ 11

11.1

11.2

11.2.1

2018 8 28

11.2.2

11.3

11.4

11.5

70,000.00

2

11.6

11.7

11.7.1

--	--	--	--	--

	2	680,869,366.65	100.00%	634,096.52	100.00%	-
	1	-	-	-	-	-
	1	-	-	-	-	-
	1	-	-	-	-	-
	1	-	-	-	-	-
	1	-	-	-	-	-

11.7.2

	85,266,181.50	100.00%	2,704,000,000.00	100.00%	-	-
	-	-	-	-	-	-
	-	-	-	-	-	-
	-	-	-	-	-	-
	-	-	-	-	-	-
	-	-	-	-	-	-

1

1

2

<1998>29

[2007]48

1

a

b

c

d

2

11.8

1	2017 12 31		2018 1 1
2			2018 1 4
3			2018 1 5
4			2018 1 16
5	2017 4		2018 1 20
6			2018 2 1
7			2018 2 2
8			2018 2 6
9			2018 2 7
10			2018 2 10
11	2018 1		2018 2 14
12			2018 3 17
13	53		2018 3 24
14			2018 3 24

15			2018 3 24
16		2018	2018 3 29 3 29 2 9
17	3	29	2018 3 29

18 2017

30			2018 5 28
31			2018 5 31
32			2018 6 7
33			2018 6 15
34			2018 6 20
35			2018 6 22
36			2018 6 28
37			2018 6 30
38	2018 6 30		2018 6 30
39			2018 7 4
40	2018 2		2018 7 20
41			2018 8 2
42			2018 8 4

43	2018 2		2018 8 18
44			2018 8 28
45	2018		2018 8 29
46			2018 8 31
47			2018 9 1
48			2018 9 4
49			2018 9 22
50			2018 9 28
51			2018 9 29
52			2018 10 9
53			2018 10 12
54			2018 10 13
55	2018 3		2018 10 25
56			2018 11 2
57			2018 11 8

58			2018 12 4
59			2018 12 5
60			2018 12 21
61			2018 12 27
62			2018 12 28

§ 12

12.1

20%

20%

12.2

§ 13

13.1

1

2

3

4

5

6

13.2

13.3

<http://www.cxfund.com.cn>

2019 3 29