

2018

2018 12 31

2019 3 29

§ 1

1.1

2019 3 27

2018 1 1 2018 12 31

1.2		
§ 1	2
1.1	2
1.2	3
§2	5
2.1	5
2.2	5
2.3	5
2.4	6
2.5	6
§ 3	7
3.1	7
3.2	9
3.3	12
§4	13
4.1	13
4.2	15
4.3	16
4.4	17
4.5	18
4.6	18
4.7	19
4.8	19
4.9	19
§5	20
5.1	20
5.2	20
5.3	20
§6	21
6.1	21
6.2	21
§7	23
7.1	23
7.2	24
7.3	25
7.4	26
§8	49
8.1	49
8.2	49
8.3	50
8.4	52
8.5	53
8.6	53
8.7	53

8.8	54
8.9	54
8.10	54
8.11	54
8.12	54
§ 9	56
9.1	56
9.2	56
9.3	56
§ 10	57
§ 11	58
11.1	58
11.2	58
11.3	58
11.4	58
11.5	58
11.6	58
11.7	58
11.8	60
§ 12	65
12.1 20%	65
12.2	65
§ 13	66
13.1	66
13.2	66
13.3	66

§ 2

2.1

	519965	
	2015 7 14	
	85,266,729.29	
	A	C
	A	C
	519965	004858
	85,050,421.13	216,308.16

2.2

•†††

zhouyg@cxfund.com.cn

custody@iabc.com.cn

§ 3

3.1

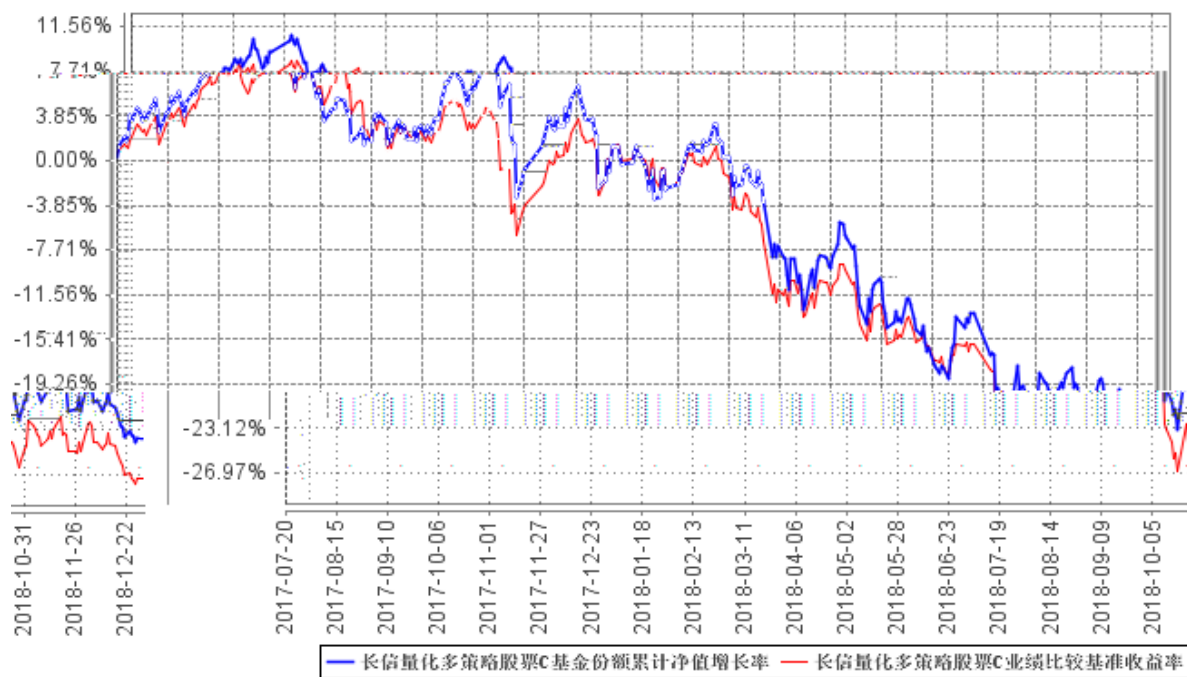
3.1.1	2018		2017		2016	
	A	C	A	C	A	C
	-35,303,151.76	-76,562.69	-10,682,004.19	-6,777.73	22,727,556.05	-
	-36,778,655.53	-60,667.50	-8,698,531.34	-5,948.29	6,411,645.13	-
	-0.3004	-0.3144	-0.0406	-0.0455	0.0571	-
	-26.38%	-28.64%	-3.26%	-3.60%	4.90%	-
	-25.82%	-26.51%	-1.73%	3.66%	4.19%	-
3.1.2	2018		2017		2016	

	-6,372,156.92	-37,574.33	39,808,923.22	41,217.62	44,423,752.10	-
	-0.0749	-0.1737	0.2474	0.1948	0.2693	-
	78,678,264.21	197,886.59	200,731,254.24	263,481.22	209,410,792.22	-
	0.925	0.915	1.247	1.245	1.269	-
3.1.3	2018		2017		2016	
	-7.50%	-23.81%	24.70%	3.66%	26.90%	-

1

2

3



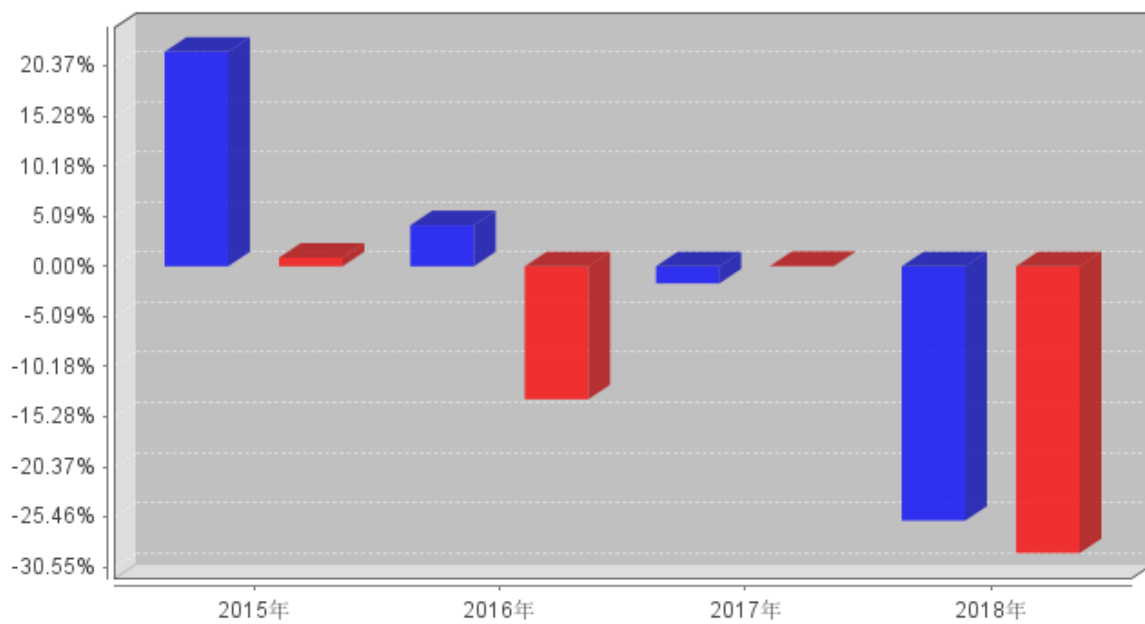
1 2017 7 20

 A C

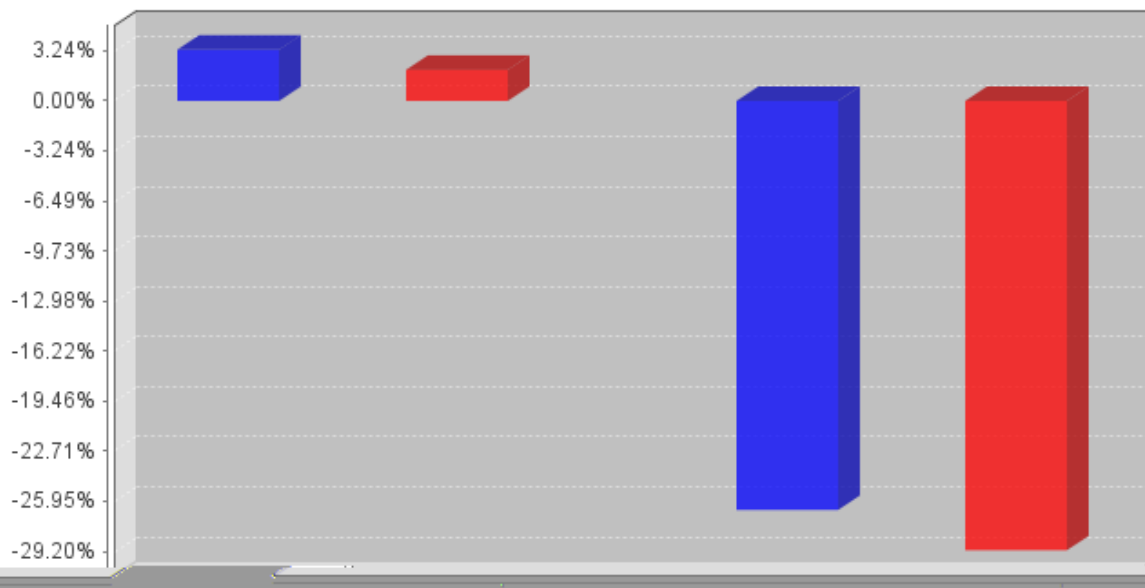
2 A 2015 7 14 2018 12 31

C 2017 7 20 31 2018 7 31

3.2.3



■ 长信量化多策略股票A 基金净值增长率 ■ 长信量化多策略股票A 业绩比较基准收益率



■ 长信量化多策略股票A 基金净值增长率 ■ 长信量化多策略股票A 业绩比较基准收益率

C 2017 7 20 2018 12

31 2017

C

A 2015 7 14 2015

2018 10 22

300 *80+

*20%

2018 10 17

3.3

§ 4

4.1

4.1.1

2003 63

1.65

44.55%

31.21%

15.15%

4.55%

4.54%

2018 12 31

64

100

(LOF)

(LOF)

LOF

LOF

500

FOF

4.1.2

	LOF	2018 8 31	-	8	2010 7 LOF

					LOF
		2015 7 14	2018 2 6	8	
		2015 9 25	2018 9 8	17	

1

/

2

4.2

4.3

4.3.1

1

2

1

2

5 1

3

4

5

4.3.2

4.3.3

5%

4.4

4.4.1

2018

10

25% 35%

50 20% 25% 300 25% 30% 500 33%

2018

C -26.51% -29.12%

4.5

2019

A

2018

A

4.6

4.7

1/2

4.8

4.9

§ 5

5.1

5.2

5.3

2018

§ 6

6.1

	() (19) P00134

6.2

	2018 12 31 2018 ()
	31 2018 2018 12
	-
	-
	(")
	2018

	()
	(1)
	(2)
	(3)
	(4)
	(5) ()
	()
	222 30
	2019 3 25

§ 7

7.1

2018 12 31

		-	-
		-	-
	7.4.7.8	210,005.07	231,183.02
		514,256.80	1,751,517.49
	7.4.7.9	85,266,729.29	161,133,973.80
	7.4.7.10	-6,390,578.49	39,860,761.66
		78,876,150.80	200,994,735.46
		79,390,407.60	202,746,252.95

2018 12 31

A

0.925

C 0.915

85,266,729.29

A

85,050,421.13

C 216,308.16

7.2

2018 1 1 2018 12 31

		2018 1 1 2018 12 31	2017 1 1 2017 12 31
		-32,778,148.27	-1,396,693.62
1.		141,385.01	325,745.81
	7.4.7.11	141,385.01	319,756.18
		-	20.18
		-	-
		-	5,969.45
		-	-
2.	-	-31,556,825.13	-5,002,305.63
	7.4.7.12	-33,718,541.30	-7,485,831.88
		-	-
	7.4.7.13	-	-1,391.21
	7.4.7.13.5	-	-
	7.4.7.14	-	-
	7.4.7.15	-	-
	7.4.7.16	2,161,716.17	2,484,917.46
3.	7.4.7.17	-1,459,608.58	1,984,302.29
-			
4.	-	-	-
5.	-	96,900.43	1,295,563.91

		4,061,174.76	7,307,786.01
1	7.4.10.2.1	2,090,910.93	4,007,763.97
2	7.4.10.2.2	348,485.27	667,960.63
3	7.4.10.2.3	2,114.49	752.75
4	7.4.7.19	1,409,048.07	2,400,674.66
5		-	-
		-	-
6		-	-
7	7.4.7.20	210,616.00	230,634.00
	-"	-36,839,323.03	-8,704,479.63
		-	-
	-	-36,839,323.03	-8,704,479.63

7.3

2018 1 1 2018 12 31

	2018 1 1 2018 12 31		
	2018 1 1	2018 12	31
	161,133,973.80	39,860,761.66	200,994,735.46
	-	-36,839,323.03	-36,839,323.03
	-75,867,244.51	-9,412,017.12	-85,279,261.63
1.	17,383,507.77	2,421,394.14	19,804,901.91
2.	-93,250,752.28	-11,833,411.26	-105,084,163.54

	164,987,040.12	44,423,752.10	209,410,792.22
	-	-8,704,479.63	-8,704,479.63
-	-3,853,066.32	4,141,489.19	288,422.87
1.	291,819,249.78	77,160,801.22	368,980,051.00
2.	-295,672,316.10	-73,019,312.03	-368,691,628.13
	-	-	-
	161,133,973.80	39,860,761.66	200,994,735.46

7.1 7.4

7.4**7.4.1**

(”)

(”)

”) [2015]742

648,523,672.21

)

1500947

(2015 7

14

2017 7 17

C

2017 7 20

C (

C”)

C

1.00%

A

(

A”)

26

66

A

()
 ()
)
 80% - 95% 5% - 20%
 5% ()
)
 2018 10 22 500 × 80%+ × 20%”
 300 × 80%+ 20%”
 2019 3 25

7.4.2

(”)

7.4.3

2018 12 31 2018

7.4.4

7.4.4.1

1 1 12 31

7.4.4.2

7.4.4.3

1)

2)

7.4.4.4

(

)

7.4.4.5

- 1) (
- 2))
- 3)
- 4)

7.4.4.6

7.4.4.7

7.4.4.8

()

()

7.4.4.9 / ()

-

-

()

-

7.4.4.10

1.50%

0.25%

A

C

C

1.00%

7.4.4.11

1) 12

3

2)

3)

4)

5)

7.4.4.12

7.4.4.13

1)

() > ([2017]6)

<

2)

)

[2017]13)

(AMAC)

[2013]13)

(

(

(

3)

<

2015 1

> ([2014]24)

()

7.4.5

7.4.5.1

7.4.5.2

7.4.5.3

7.4.6

[2005]103

[2008]1

2008

9 18

[2012]85

[2014]48

(1)			1	1 (1)
	50%		1	
		20%		
4)				20%
5)	A	0.10%	()	

7.4.7

7.4.7.1

	2018 12 31	2017 12 31
	7,071,500.04	28,241,670.99
	-	-
1	-	-
1-3	-	-
3	-	-
	-	-
	7,071,500.04	28,241,670.99

7.4.7.2

	2018 12 31		
	74,471,421.65	71,536,901.54	-2,934,520.11
-	-	-	-
	-	-	-
	-	-	-
	-	-	-
	-	-	-
	-	-	-
	-	-	-
	74,471,421.65	71,536,901.54	-2,934,520.11
	2017 12 31		

		174,426,635.13	172,951,723.60	-1,474,911.53
-		-	-	-
		-	-	-
		-	-	-
		-	-	-
		-	-	-
		-	-	-
		-	-	-
		174,426,635.13	172,951,723.60	-1,474,911.53

7.4.7.3 /

/

7.4.7.4

7.4.7.4.1

7.4.7.4.2

7.4.7.5

	2018 12 31	2017 12 31
	1,439.06	5,332.41
	-	-
	-	-
	324.30	436.30
	-	-
	-	-
	-	-
	-	-
	-	-
	18.30	36.30
	1,781.66	5,805.01

7.4.7.6

7.4.7.7

	2018 12 31	2017 12 31
	180,654.57	321,694.53
	-	-
	180,654.57	321,694.53

7.4.7.8

	2018 12 31	2017 12 31
	-	-
	5.07	1,183.02
	180,000.00	180,000.00
	30,000.00	50,000.00
	210,005.07	231,183.02

7.4.7.9

A		
	2018 1 1	2018 12 31
	160,922,331.02	160,922,331.02
	17,258,964.80	17,258,964.80
-	-93,130,874.69	-93,130,874.69
- /	-	-
/	-	-
	-	-
-	-	-
	85,050,421.13	85,050,421.13

C		
	2018 1 1	2018 12 31
	211,642.78	211,642.78
	124,542.97	124,542.97
-	-119,877.59	-119,877.59
- /	-	-

/	-	-
	-	-
-	-	-
	216,308.16	216,308.16

7.4.7.10

A			
	75,729,135.19	-35,920,211.97	39,808,923.22
	-35,303,151.76	-1,475,503.77	-36,778,655.53
	-31,154,381.49	21,751,956.88	-9,402,424.61
	6,980,307.30	-4,567,275.34	2,413,031.96

7.4.7.12**7.4.7.12.1** —

	2018	1	1	2018	12	2017	1	1	2017	12
	31				31					
	614,139,256.40				989,024,442.00					
	647,857,797.70				996,510,273.88					
	-33,718,541.30				-7,485,831.88					

7.4.7.13**7.4.7.13.1**

	2018	1	1	2018	2017	1	1	2017
	12 31				12 31			
	-				-1,391.21			

7.4.7.14**7.4.7.14.1****7.4.7.15****7.4.7.15.1** —**7.4.7.15.2** —**7.4.7.16**

	2018	1	1	2018	12	2017	1	1	2017	12
	31			31						
				2,161,716.17			2,484,917.46			
				-			-			
				2,161,716.17			2,484,917.46			

7.4.7.17

	2018	1	1	2018	12	2017	1	1	2017	12
	31			31						
1.				-1,459,608.58			1,984,302.29			
—				-1,459,608.58			1,984,302.29			
—				-			-			
—				-			-			
—				-			-			
—				-			-			
2.				-			-			
—				-			-			
3.				-			-			
:				-			-			
				-1,459,608.58			1,984,302.29			

7.4.7.18

	2018	1	1	2018	12	2017	1	1	2017	12	31
	31										
				96,092.63					1,186,631.32		
				807.80					108,932.59		
				96,900.43					1,295,563.91		

A

30

30

3

75%

3

6

50%

6

25%

C

30

30

7.4.7.19



7.4.8

7.4.8.1

7.4.8.2

7.4.9

()	
()	
()	
	()
() ()	
() ()	
()	
	()

1

2

([2018]1905)

15.15%

2018 12 21

()

()

7.4.10

7.4.10.1

7.4.10.1.1

7.4.10.1.2

	2018 1 1			2018 12 31		
	A	C				
	-	287.44		287.44		
	-	287.44		287.44		
	2017 1 1			2017 12 31		
	A	C				
	-	17.51		17.51		
	-	17.51		17.51		

A

C

× 1.00%

C

=

C

× 1.00%÷

7.4.10.3

()

()

7.4.10.4

7.4.10.4.1

7.4.10.4.2

7.4.10.5

	2018 1 1			2018 12 31			2017 1 1			2017 12 31		
	7,071,500.04			133,085.95			28,241,670.99			301,981.9		

7.4.10.6

7.4.10.7

7.4.11

7.4.12 2018 12 31

7.4.12.1 /

/

7.4.12.2

7.4.12.3

7.4.12.3.1

7.4.12.3.2

7.4.13

7.4.13.1

7.4.13.2

10%

10%

7.4.13.2.1

7.4.13.2.2

7.4.13.2.3

7.4.13.2.4

7.4.13.2.5

7.4.13.2.6**7.4.13.3****7.4.13.3.1****7.4.13.4****7.4.13.4.1****7.4.13.4.1.1**

2018	12	31	6	6	-1	1-5	5		

	7,071,500.04	-	-	-	-	7,071,500.04
	720,726.73	-	-	-	-	720,726.73
	40,789.48	-	-	-	-	40,789.48
	-	-	-	-	71,536,901.54	71,536,901.54
	-	-	-	-	1,781.66	1,781.66
	-	-	-	-	18,708.15	18,708.15
	-	-	-	-	-	-
	7,833,016.25	-	-	-	71,557,391.35	79,390,407.60
	-	-	-	-	-	-
	-	-	-	-	3,144.93	3,144.93
	-	-	-	-	103,092.00	103,092.00
	-	-	-	-	17,182.01	17,182.01
	-	-	-	-	178.22	178.22
	-	-	-	-	180,654.57	180,654.57
	-	-	-	-	210,005.07	210,005.07
	-	-	-	-	514,256.80	514,256.80
	7,833,016.25	-	-	-	71,043,134.55	78,876,150.80
2017 12 31	6	6	-1	1-5	5	
	28,241,670.99	-	-	-	-	28,241,670.99
	969,568.84	-	-	-	-	969,568.84
	80,806.10	-	-	-	-	80,806.10
	-	-	-	-	172,951,723.60	172,951,723.60
	-	-	-	-	400,638.13	400,638.13
	-	-	-	-	5,805.01	5,805.01
	-	-	-	-	96,040.28	96,040.28
	29,292,045.93	-	-	-	173,454,207.02	202,746,252.95
	-	-	-	-	-	-
	-	-	-	-	523,236.06	523,236.06
	-	-	-	-	377,469.41	377,469.41
	-	-	-	-	255,187.84	255,187.84
	-	-	-	-	42,531.30	42,531.30
	-	-	-	-	215.33	215.33
	-	-	-	-	321,694.53	321,694.53
	-	-	-	-	231,183.02	231,183.02
	-	-	-	-	1,751,517.49	1,751,517.49
	29,292,045.93	-	-	-	171,702,689.53	200,994,735.46

7.4.13.4.1.2**7.4.13.4.2****7.4.13.4.3**

VaR (Value at Risk)

12 31

7.4.13.4.3.1

	2018 12 31		2017 12 31	
		%		%
-	71,536,901.54	90.70	172,951,723.60	86.05
	-	-	-	-
	-	-	-	-
	-	-	-	-
	-	-	-	-
	-	-	-	-
	71,536,901.54	90.70	172,951,723.60	86.05

7.4.13.4.3.2

	95%

		2018 12 31	2017 12 31
	VaR 3.27% 2017 12 31 VaR 2.94%)	-2,576,267.68	-5,910,566.91

VaR

95%

2017

7.4.14

(1)

(a)

(b)

(i)

2018 12 31

71,536,901.54

(2017 12

31

165,415,321.40

7,536,402.20

)

(ii)

()

(iii)

(2)

§ 8**8.1**

			%
1		71, 536, 901. 54	90. 11
		71, 536, 901. 54	90. 11
2		-	-
3		-	-
		-	-
		-	-
4		-	-
5		-	-
6		-	-
		-	-
7		7, 792, 226. 77	9. 82
8		61, 279. 29	0. 08
9		79, 390, 407. 60	100. 00

8.2**8.2.1**

N		-	-
O		-	-
P		-	-
Q		-	-
R		3, 279, 984. 74	4. 16
S		-	-
		71, 536, 901. 54	90. 70

8.2.2

8.3

1	601318		62, 622	3, 513, 094. 20	4. 45
2	600036		94, 700	2, 386, 440. 00	3. 03
3	601601		73, 300	2, 083, 919. 00	2. 64
4	601988		568, 300	2, 051, 563. 00	2. 60
5	601818		517, 700	1, 915, 490. 00	2. 43
6	601211		123, 300	1, 888, 956. 00	2. 39
7	601877		72, 484	1, 757, 012. 16	2. 23
8	600660		77, 000	1, 754, 060. 00	2. 22
9	600886		217, 500	1, 750, 875. 00	2. 22
10	601006		206, 500	1, 699, 495. 00	2. 15
11	601288		460, 700	1, 658, 520. 00	2. 10
12	600373		127, 074	1, 653, 232. 74	2. 10
13	600977		113, 600	1, 626, 752. 00	2. 06
14	000568		39, 500	1, 606, 070. 00	2. 04
15	002146		200, 100	1, 590, 795. 00	2. 02
16	000338		204, 900	1, 577, 730. 00	2. 00
17	600383		162, 000	1, 558, 440. 00	1. 98
18	603886		88, 800	1, 554, 000. 00	1. 97
19	601607		86, 392	1, 468, 664. 00	1. 86
20	601369		233, 428	1, 412, 239. 40	1. 79
21	002081		172, 300	1, 395, 630. 00	1. 77
22	601336		31, 963	1, 350, 117. 12	1. 71
23	600308		310, 000	1, 348, 500. 00	1. 71
24	600390		192, 898	1, 342, 570. 08	1. 70
25	002003		188, 700	1, 324, 674. 00	1. 68

26	603368		50,000	1,310,000.00	1.66
27	300130		112,100	1,268,972.00	1.61
28	300207		146,990	1,262,644.10	1.60
29	002587		258,277	1,255,226.22	1.59
30	300107		129,463	1,220,836.09	1.55
31	002035		136,300	1,206,255.00	1.53
32	000039		106,340	1,125,077.20	1.43
33	600143		224,000	1,108,800.00	1.41
34	002737		74,200	1,096,676.00	1.39
35	601328		179,400	1,038,726.00	1.32
36	600897		48,500	1,032,565.00	1.31
37	601939		161,700	1,030,029.00	1.31
38	603968		76,300	964,432.00	1.22
39	300383		74,000	937,580.00	1.19
40	601998		163,500	891,075.00	1.13
41	600737		115,000	846,400.00	1.07
42	002674		106,986	812,023.74	1.03
43	601128		129,400	794,516.00	1.01
44	600031		94,000	783,960.00	0.99
45	002406		147,200	778,688.00	0.99
46	600519		1,305	769,963.05	0.98
47	300212		37,000	766,640.00	0.97
48	601857		93,600	674,856.00	0.86
49	603636		69,490	667,104.00	0.85
50	601009		102,300	660,858.00	0.84
51	600596		60,600	647,814.00	0.82
52	000895		23,700	559,083.00	0.71
53	600873		132,000	557,040.00	0.71
54	600566		16,180	542,515.40	0.69
55	600028		100,000	505,000.00	0.64
56	600999		28,800	385,920.00	0.49
57	002637		36,600	261,324.00	0.33
58	600309		8,200	229,518.00	0.29

8.4**8.4.1****2% 20**

1	601288		6,959,350.00	3.46
2	000651		5,702,051.00	2.84
3	601166		5,025,429.18	2.50
4	600332		4,978,374.25	2.48
5	601328		4,665,313.00	2.32
6	600352		4,664,843.00	2.32
7	600566		4,531,597.95	2.25
8	600741		4,403,863.85	2.19
9	601009		4,361,445.35	2.17
10	000830		4,330,578.00	2.15
11	600383		4,326,144.85	2.15
12	000426		4,289,094.00	2.13
13	600036		4,172,662.00	2.08
14	600549		4,104,542.00	2.04
15	300075		4,034,763.89	2.01
16	600511		3,912,243.00	1.95
17	002035		3,857,717.00	1.92
18	600596		3,840,386.36	1.91
19	000050		3,732,163.00	1.86
20	002737		3,694,615.00	1.84

8.4.2**2% 20**

1	601166		6,768,943.00	3.37
2	600511		5,969,984.87	2.97
3	600332		5,806,575.39	2.89
4	600030		5,374,047.00	2.67
5	002396		5,348,648.00	2.66
6	601288		5,158,298.00	2.57

7	600516		4,904,100.33	2.44
8	000651		4,883,365.23	2.43
9	000581		4,875,140.00	2.43
10	000050		4,711,727.65	2.34
11	600325		4,662,261.38	2.32
12	600036		4,459,532.00	2.22
13	600352		4,408,583.69	2.19
14	600141		4,406,057.69	2.19
15	600570		4,377,770.46	2.18
16	600664		4,322,473.00	2.15
17	000100	TCL	4,233,275.00	2.11
18	000830		4,214,963.08	2.10
19	600782		4,117,571.00	2.05
20	000338		4,087,863.00	2.03
21	601318		4,053,573.04	2.02
22	000960		4,044,145.86	2.01

8.4.3

	547,875,044.22
	614,139,256.40

8.5

8.6

8.7

3		-
4		1, 781. 66
5		18, 708. 15
6		-
7		-
8		-
9		61, 279. 29

8.12.4

8.12.5

8.12.6

§ 9

9.1

	()					
A	4,471	19,022.68	0.00	0.00%	85,050,421.13	100.00%
C	12	18,025.68	0.00	0.00%	216,308.16	100.00%
	4,483	19,020.02	0.00	0.00%	85,266,729.29	100.00%

9.2

	A	13,039.22	0.02%
	C	0.00	0.00%
		13,039.22	0.02%

9.3

	A	0
	C	0
		0
	A	0
	C	0
		0

§ 10

	A	C
2015 7 14	648,523,672.21	-
	160,922,331.02	211,642.78
	17,258,964.80	124,542.97
:	93,130,874.69	119,877.59
"_"	-	-
	85,050,421.13	216,308.16

§ 11

11.1

11.2

11.2.1

2018 8 28

11.2.2

11.3

11.4

11.5

30,000.00

2

11.6

11.7

11.7.1

--	--	--	--	--



[2007]48

1

a

b

c

d

2

11.8

1	2017 12 31		2018 1 1
2			2018 1 4
3			2018 1 5
4			2018 1 16
5	2017 4		2018 1 20
6			2018 2 1
7			2018 2 2
8			2018 2 6
9			2018 2 6

10			2018 2 7
11			2018 2 10
12	2018 1		2018 2 27
13		53	2018 3 24
14			2018 3 24
15			2018 3 24
16			2018 3 29
17			2018 3 29
18			2018 3 30
19		2017	2018 3 31
20			2018 4 18
21	1	2018	2018 4 20
22			2018 4 21
23			2018 5 7
24			2018 5 8

25			2018 5 17
26			2018 5 28
27			2018 5 31
28			2018 6 7
29			2018 6 15
30			2018 6 20
31			2018 6 22
32			2018 6 28
33			2018 6 30
34	2018 6 30		2018 6 30
35			2018 7 4
36			2018 7 5

37	2018 2		2018 7 20
38			2018 8 2
39	2018 2		2018 8 27
40			2018 8 28
41	2018		2018 8 29
42			2018 8 31
43			2018 8 31
44			2018 9 1
45			2018 9 8
46			2018 9 22
47			2018 9 29
48			2018 10 9
49			2018 10 12
50			2018 10 13
51			2018 10 17

52			2018 10 17
53	3	2018	2018 10 25
54	”		2018 10 29
55			2018 11 8
56			2018 12 5
57			2018 12 21
58			2018 12 27
59			2018 12 28

§ 12

12.1

20%

		20%					
	1	2018 1 1 2018 8 28	37,993,161.09	0.00	37,993,161.09	0.00	0.00%
	-	-	-	-	-	-	-
1							
2							
3							

12.2

§ 13

13.1

1

2

3

4

5

6

13.2

13.3

<http://www.cxfund.com.cn>

2019 3 29