

2018

2018 12 31

2019 3 29

§ 1

2019 3 26

2018 1 1 2018 12 31

§ 2

2.1

	003126	
	2016 12 23	
	7, 202, 881. 32	
	A	C
	003126	003127
	134, 734. 89	7, 068, 146. 43

2.2

2.3

	021-61009999	010-58560666
	zhouyg@cxfund. com. cn	tgbfxj dzx@cmbc. com. cn
	4007005566	95568
	021-61009800	010-58560798

2.4

	www. cxfund. com. cn
	68 9

	2
--	---

§ 3

3.1

3.1.1	2018		2017		2016 12 23 ()-2016 12 31	
	A	C	A	C	A	C
	10, 118. 69	411, 052. 33	2, 536, 101. 14	433, 227. 20	12, 544. 41	1, 470. 53
	9, 964. 56	486, 705. 39	1, 935, 216. 79	1, 034, 916. 10	12, 544. 41	1, 470. 53
	0. 0436	0. 0388	0. 0214	0. 0220	0. 0001	0. 0000
	4. 24%	3. 92%	3. 58%	3. 24%	0. 01%	0. 00%
3.1.2	2018		2017		2016	
	0. 0322	0. 0255	-0. 0091	-0. 0125	0. 0001	0. 0000
	145, 480. 74	7, 583, 612. 91	229, 133. 81	17, 808, 312. 08	140, 362, 694. 32	61, 782, 888. 19
	1. 0798	1. 0729	1. 0359	1. 0324	1. 0001	1. 0000

1

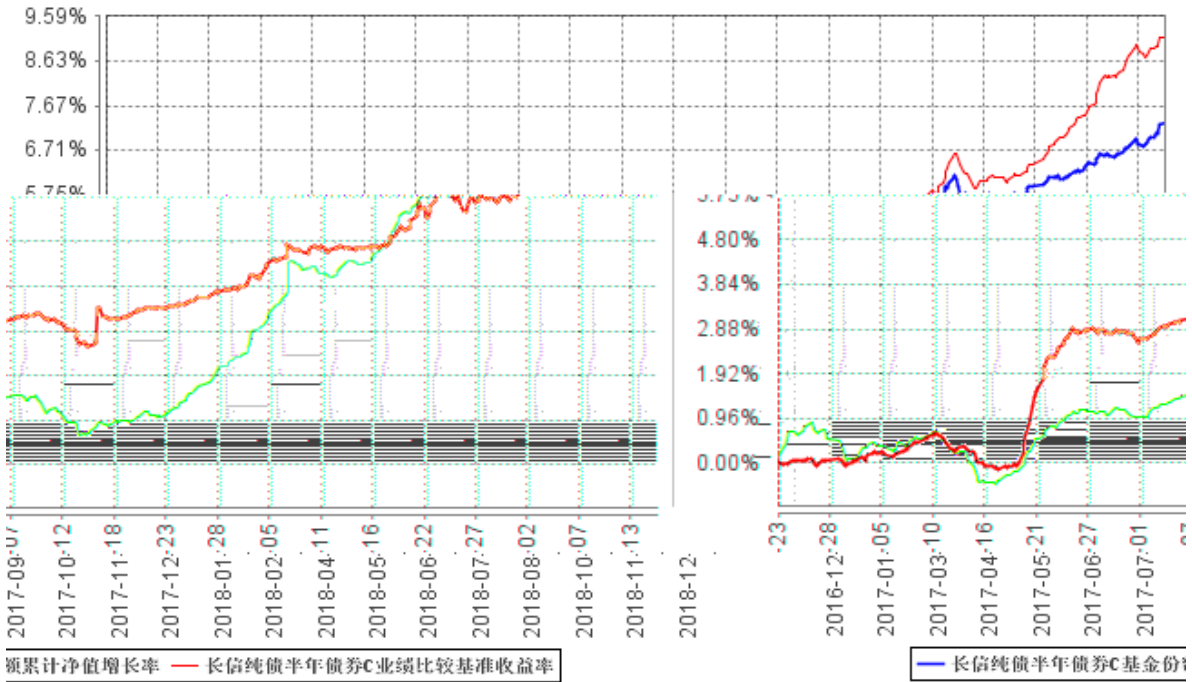
2

3.2

3.2.1

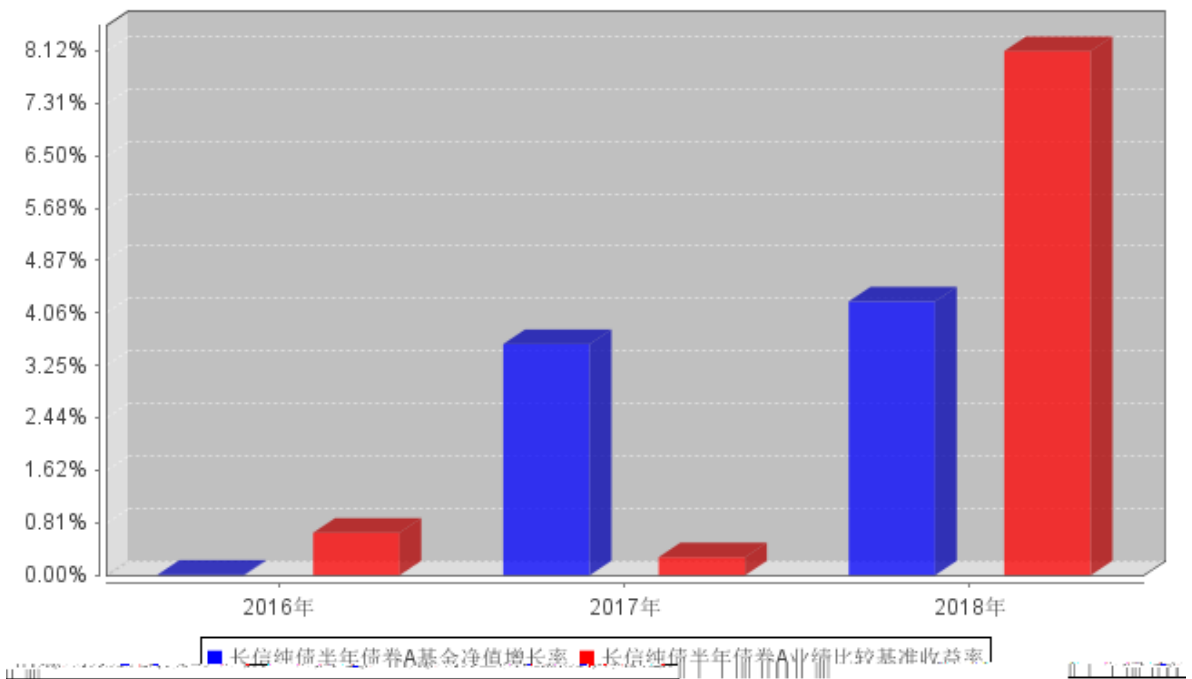
A

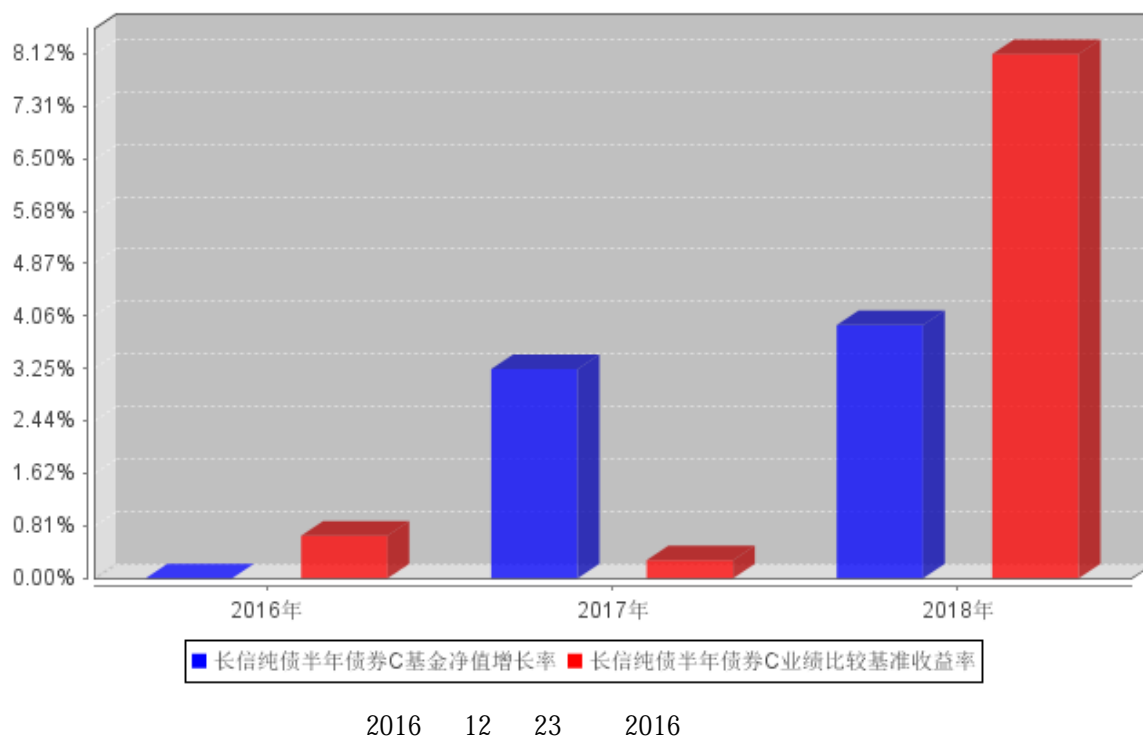
--	--	--	--	--	--	--



1	2016	12	23	2018	12	31
2						6

3.2.3





3.3

2016 12 23

§ 4

4.1

4.1.1

2003 63

1.65

44.55%

31.21%

15.15%

4.55%

4.54%

2018 12 31

64

100

(LOF)

(LOF)

LOF

LOF

500

FOF

4.1.2

					2010
					7
		2017	1 12	-	8

1

/

2

4.6 $1/2$ **4.7**

1

3

2

A

C

3

4

5

4.8

§ 6

§ 7

7.1

2018 12 31

	2018 12 31	2017 12 31
	175,365.85	16,818.09
	93,976.48	-
	1,413.09	3,764.02
	7,414,853.00	14,500,100.00
	-	-
	-	-
	7,414,853.00	14,500,100.00
	-	-
	-	-
	-	-
	-	7,000,130.50
	-	-

	-	-
	-	-
	109,000.00	209,000.00
	117,516.95	3,743,069.35
	7,202,881.32	17,470,501.82
	526,212.33	566,944.07
	7,729,093.65	18,037,445.89
	7,846,610.60	21,780,515.24

2018 12 31 A 1.0798

C 1.0729 7,202,881.32 A
134,734.89 C 7,068,146.43

7.2

2018 1 1 2018 12 31

	2018 1 1 2018 12 31	2017 1 1 2017 12 31
	842,956.26	4,985,263.92
1.	487,877.86	8,405,770.62
	4,312.41	55,640.07
	463,739.39	7,188,260.89
	-	-
	19,826.06	1,161,869.66
	-	-
2.	-	-3,421,311.25
	-	-
	-	-
	279,579.47	-3,421,311.25
	-	-
	-	-

	346,286.31	2,015,131.03
1	94,117.53	994,092.03
2	26,890.79	284,026.31
3	39,616.34	145,375.62
4	1,353.24	12,510.51
5	46,167.61	338,786.82
	46,167.61	338,786.82
6	-	-
7	138,140.80	240,339.74
-	496,669.95	2,970,132.89
	-	-
-	496,669.95	2,970,132.89

7.3

2018 1 1 2018 12 31

	2018 1 1 2018 12 31		
	17,470,501.82	566,944.07	18,037,445.89
	-	496,669.95	496,669.95
-	-10,267,620.50	-537,401.69	-10,805,022.19
1.	2,060,841.01	90,013.01	2,150,854.02
2.	-12,328,461.51	-627,414.70	-12,955,876.21
	-	-	-
-	7,202,881.32	526,212.33	7,729,093.65

	2017	1 1	2017	12 31
	202,131,567.57		14,014.94	202,145,582.51
	-		2,970,132.89	2,970,132.89
-	-184,661,065.75		-2,417,203.76	-187,078,269.51
1.	16,711,872.42		161,608.62	16,873,481.04
2.	-201,372,938.17		-2,578,812.38	-203,951,750.55
-	-		-	-
	17,470,501.82		566,944.07	18,037,445.89

7.1 7.4

7.4**7.4.1**

(

(

[2016]1619

A

C

202,131,567.57

()

1600898

(2016 12 23

)

(

80%

3

3

5%

7.4.2

(

7.4.3

2018 12 31

2018

7.4.4

7.4.5

7.4.5.1

7.4.5.2

7.4.5.3

7.4.6

[2008]1

[2016]36

[2016]140

[2017]56

[2017]90

1) ()

2018 1 1

3%

2)

3)

20%

7.4.7

(
(
(
(

() (
() (
(

1

2

[2018]1905

15.15%

2018 12 21

7.4.8

7.4.8.1

7.4.8.1.1

7.4.8.1.2

	2018 1 1			2018 12 31			2017 1 1			2017 12 31		
	37,711,110.60			100.00%			71,509,074.83			100.00%		

7.4.8.1.3

	2018 1 1			2018 12 31			2017 1 1			2017 12 31		
--	----------	--	--	------------	--	--	----------	--	--	------------	--	--

	187,200,000.00	100.00%	885,600,000.00	100.00%

7.4.8.1.4**7.4.8.1.5****7.4.8.2****7.4.8.2.1**

	2018 1 1 31	2018 12	2017 1 1	2017 12 31
		94,117.53		994,092.03
		88,703.49		116,637.50

×0.70%

=

×0.70%÷

7.4.8.2.2

	2018 1 1 31	2018 12	2017 1 1	2017 12 31
		26,890.79		284,026.31

×0.20%

=

×0.20%÷

7.4.8.2.3

--	--

	2018 1 1 2018 12 31		
	A	C	
	-	335.00	335.00
	-	39,224.49	39,224.49
	-	39,559.49	39,559.49
	2017 1 1 2017 12 31		
	A	C	
	-	762.83	762.83
	-	143,248.55	143,248.55
	-	144,011.38	144,011.38

A

C

×0.30%

C

=

C

×0.30%÷

7.4.8.3

()

()

7.4.8.4**7.4.8.4.1**

	2018 1 1 2018 12 31		
	A	C	
2016			
12 23	-	-	-
	-	-	-
/	-	-	-
	-	-	-
/	-	-	-

	-	-
	-	-

		2017 1 1	2017 12 31
		A	C
2016			
12 23		-	-
		62,999,000.00	-
/		-	-
		-	-
/		62,999,000.00	-
		-	-
		-	-

7.4.8.4.2**7.4.8.5**

	2018 1 1	2018 12 31	2017 1 1	2017 12 31
		175,365.85	2,712.31	16,818.09

2018 12 31 93,976.48 (2017 12 31

)

7.4.8.6**7.4.8.7**

7.4.9 2018 12 31

7.4.9.1 /

7.4.9.2

7.4.9.3

7.4.9.3.1

7.4.9.3.2

§ 8

8.1

			%
1		-	-
		-	-
2		-	-
3		7, 414, 853. 00	94. 50
		7, 414, 853. 00	94. 50
		-	-
4		-	-
5		-	-
6		-	-
		-	-
7		269, 342. 33	3. 43
8		162, 415. 27	2. 07
9		7, 846, 610. 60	100. 00

8.2

8.2.1

8.2.2

8.3

8.4

8.4.1 **2%** **20**

8.4.2 **2%** **20**

8.4.3**8.5**

1		2,638,573.00	34.14
2		-	-
3		4,776,280.00	61.80
		4,776,280.00	61.80
4		-	-
5		-	-
6		-	-
7		-	-
8		-	-
9		-	-
10		7,414,853.00	95.93

8.6

1	180208	18 08	40,000	4,073,200.00	52.70
2	010303	03	15,000	1,512,300.00	19.57
3	010107	21	10,940	1,126,273.00	14.57
4	018005	1701	7,000	703,080.00	9.10

8.7**8.8****8.9**

8.10**8.10.1****8.10.2****8.10.3****8.11****8.11.1****8.11.2****8.11.3**

1		1, 413. 09
2		-
3		-
4		161, 002. 18
5		-
6		-
7		-
8		-
9		162, 415. 27

8.11.4**8.11.5**

8.11.6

§ 9

9.1

	()					

§ 10

	A	C
2016 12 23	140,350,149.91	61,781,417.66
	221,195.74	17,249,306.08
	281,685.99	1,779,155.02
:	368,146.84	11,960,314.67
"_"	-	-
	134,734.89	7,068,146.43

§ 11

11.1

11.2

11.2.1

2018 8 28

	2	-	-	-	-	-
	1	-	-	-	-	-
	1	-	-	-	-	-
	1	-	-	-	-	-
	1	-	-	-	-	-
	1	-	-	-	-	-
	1	-	-	-	-	-
	1	-	-	-	-	-
	1	-	-	-	-	-
	1	-	-	-	-	-
	1	-	-	-	-	-
	1	-	-	-	-	-
	1	-	-	-	-	-
	1	-	-	-	-	-
	1	-	-	-	-	-
	1	-	-	-	-	-
	2	-	-	-	-	-
	2	-	-	-	-	-
	1	-	-	-	-	-
	1	-	-	-	-	-
	2	-	-	-	-	-

11.7.2

	37,711,110.60	100.00%	187,200,000.00	100.00%	-	-
	-	-	-	-	-	-
	-	-	-	-	-	-
	-	-	-	-	-	-
	-	-	-	-	-	-
	-	-	-	-	-	-
	-	-	-	-	-	-
	-	-	-	-	-	-
	-	-	-	-	-	-

	-	-	-	-	-	-
	-	-	-	-	-	-
	-	-	-	-	-	-
	-	-	-	-	-	-
	-	-	-	-	-	-

§ 12

12.1

20%

20%

12.2

2019 3 29