

2018

2018 12 31

2019 3 29

§

2019 3 27

2018 1 1      2018 12 31

§

003349

---

	68 9
18	

## § 3

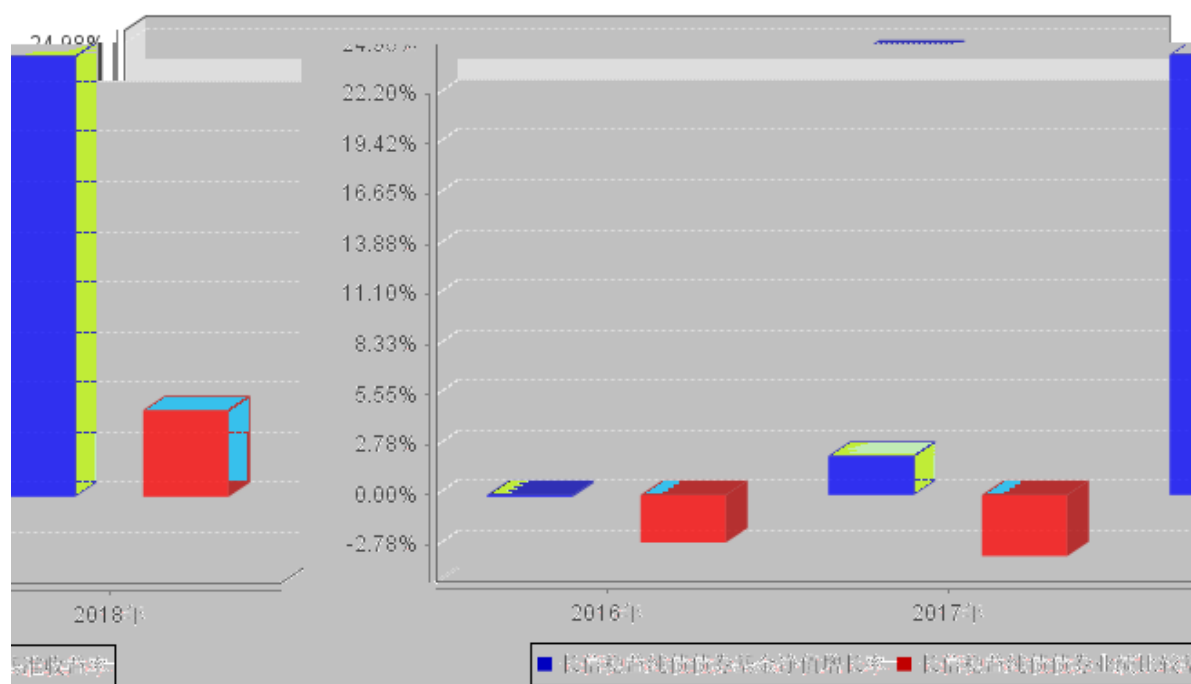
3.1.1	2018	2017	2016 10 26
			( )-2016 12 31
	-39,213,198.97	42,325,567.95	24,129,297.09
	-16,072,062.10	51,021,841.83	-6,144,446.42
	-0.0307	0.0197	-0.0014
	24.37%	2.16%	-0.11%
3.1.2	2018	2017	2016
	0.2666	0.0059	-0.0011
	332,718,812.79	1,065,685,350.73	5,200,651,808.76
	1.2692	1.0205	0.9989

1

2

	5.24%	0.19%	1.99%	0.05%	3.25%	0.14%
	6.06%	0.17%	2.57%	0.06%	3.49%	0.11%
	24.37%	1.26%	4.79%	0.07%	19.58%	1.19%
	26.92%	0.85%	-1.43%	0.08%	28.35%	0.77%






2016 10 26 2016


2016 10 26

§

2003200320618430Tc 11Tf2 Tr10.507 0 Td1E20>Tj



—



	(LOF)					2004 9
						(LOF)

1

/

2

1

2

1

2

5 1

3

4

5

5%

2018

CPI

2018 12 31

1.2692

1.2692

24.37%

4.79%

PMI

“ ”

1

3

2

3

4

5

2018 6 28 2018 9 19

2018 11 12

§

2018

2018

2018

§

2018

( ) (19) P00142

## §

2018 12 31

	2018 12 31	2017 12 31
	6,100,048.56	1,689,191.11
	1,931,156.20	1,272,802.65
	46,904.69	39,107.06
	349,725,628.50	1,005,858,091.60
	-	-
	-	-
	349,725,628.50	1,005,858,091.60
	-	-
	-	-
	-	-
	-	39,290,405.89
	512,912.45	2,729,046.11
	6,989,987.77	20,616,846.06
		-

	-	-
	-	-
	140,043.27	239,000.00
	94,249,560.88	5,810,139.75
	262,155,188.85	1,044,308,081.67
	70,563,623.94	21,377,269.06
	332,718,812.79	1,065,685,350.73
	426,968,373.67	1,071,495,490.48

2018 12 31

1.2692

262,155,188.85

2018 1 1 2018 12 31

	2018 1 1 2018 12 31	2017 1 1 2017 12 31
	-8,405,227.86	72,898,120.04
1.	29,683,573.67	146,423,175.07
	181,827.65	702,621.84
	28,952,522.09	110,154,716.23
	-	-
	549,223.93	35,565,837.00
	-	-
2.	“ - ”	-61,321,511.83
	-	-82,750,032.73
	-	-
	-61,321,511.83	-82,750,032.73
	-	-
	-	-
	-	-
3.	“ - ”	23,141,136.87
		8,696,273.88
4.	“ - ”	-
5.	“ - ”	91,573.43
		528,703.82
		7,666,834.24
1		21,876,278.21
		2,787,093.81
		13,331,925.72

---

2	557,418.78	2,666,385.13
3	-	-
4	82,419.67	104,150.58
5	3,977,683.34	5,438,433.62
	3,977,683.34	5,438,433.62
6	68,475.96	-

--	--	--	--



[2008]1

[2016]36

[2016]140

[2017]56

[2017]90

1) ( )

2018 1 1

3%

2)

3)

20%

( “ )	
( “ ” )	
( “ ” )	
( “ )	
	( )
( ) ( “ )	
( ) ( “ )	
( “ )	

” )	
	( )

1

2

[2018]1905

15.15%

2018 12 21

	2018 1 1			2018 12 31			2017 1 1			2017 12 31		
	1,177,968,788.34			87.92%			1,152,110,516.89			87.69%		

	2018 1 1			2018 12 31			2017 1 1			2017 12 31		
	8,171,900,000.00			95.18%			6,034,100,000.00			76.28%		



**SECRET**

**SECRET**

---

	72,606,973.56	-	-	-	-	-

2018 12 31

29,999,755.00

101801334	18 MFN011	2019 1 3	100.32	100,000	10,032,000.00
101800894	18 MFN001	2019 1 3	103.10	100,000	10,310,000.00
101801085	18 MFN001	2019 1 3	101.71	100,000	10,171,000.00
				300,000	30,513,000.00

2018 12 31

61,500,000.00 2019 1 2

/

## §

			%
1		-	-
		-	-
2		-	-
3		349,725,628.50	81.91
		349,725,628.50	81.91
		-	-
4		-	-
5		-	-
6		-	-
		-	-
7		8,031,204.76	1.88
8		69,211,540.41	16.21
9		426,968,373.67	100.00

1		2, 188, 347. 20	0. 66
2		-	-
3		186, 526, 581. 30	56. 06
		186, 526, 581. 30	56. 06
4		38, 877, 300. 00	11. 68
5		18, 019, 800. 00	5. 42
6		104, 113, 600. 00	31. 29
7		-	-
8		-	-
9		-	-
10		349, 725, 628. 50	105. 11

1	180210	18 10	710, 000	73, 222, 300. 00	22. 01
2	180205	18 05	260, 000	28, 329, 600. 00	8. 51
3	180208	18 08	260, 000	26, 475, 800. 00	7. 96
4	018006	1702	246, 470	25, 164, 587. 00	7. 56
5	018005	1701	207, 500	20, 841, 300. 00	6. 26

---

1		46,904.69
2		512,912.45
3		-
4		6,989,987.77
5		61,661,735.50
6		-
7		-
8		-
9		69,211,540.41



## §

( )					
8,483	30,903.59	47,374,654.56	18.07%	214,780,534.29	81.93%

## §

2016 10 26	203, 547, 549. 55
	1, 044, 308, 081. 67
	340, 709, 316. 80
:	1, 122, 862, 209. 62
"_"	-
	262, 155, 188. 85

§ 11

2018 8 28

20,000.00

2






§