

2018

2018 12 31

2019 3 29

§ 1

1.1

2019 3 28

2018 1 1 2018 12 31

1.2

§ 1	2
1.1	2
1.2	3
§	5
2.1	5
2.2	5
2.3	5
2.4	6
2.5	6
§ 3	7
3.1	7
3.2	8
3.3	11
§	12
4.1	12
4.2	14
4.3	14
4.4	15
4.5	16
4.6	16
4.7	17
4.8	17
4.9	18
§	19
5.1	19
5.2	19
5.3	19
§	20
6.1	20
6.2	20
§	22
7.1	22
7.2	23
7.3	24
7.4	25
§	49
8.1	49
8.2	49
8.3	49
8.4	49
8.5	50
8.6	50
8.7	50

8.8	50
8.9	50
8.10	51
8.11	51
§ 9	52
9.1	53
9.2	53
9.3	53
§ 10	54
§ 11	55
11.1	55
11.2	55
11.3	55
11.4	55
11.5	55
11.6	55
11.7	55
11.8	56
§ 2	61
12.1	20%	61
12.2	61
§ 3	62
13.1	62
13.2	62
13.3	62

§ 2

2.1

	CZYH	
	519985	
	2014 7 1	
	931, 954, 663. 45	
	A	C
	CXCZYHA	-
	519985	004220
	413, 307, 480. 63	518, 647, 182. 82

2.2

	1
	2
	3
	4
	5
	6
	7
	8

2.3

	021-61009999	010-68858113
	zhouyg@cxfund. com. cn	ti andonghui@psbcoa. com. cn
	4007005566	95580
	021-61009800	010-68858120

	68 9	3
	68 9	3 A
	200120	100808

2.4

	www.cxfund.com.cn
	68 9 3 A

2.5

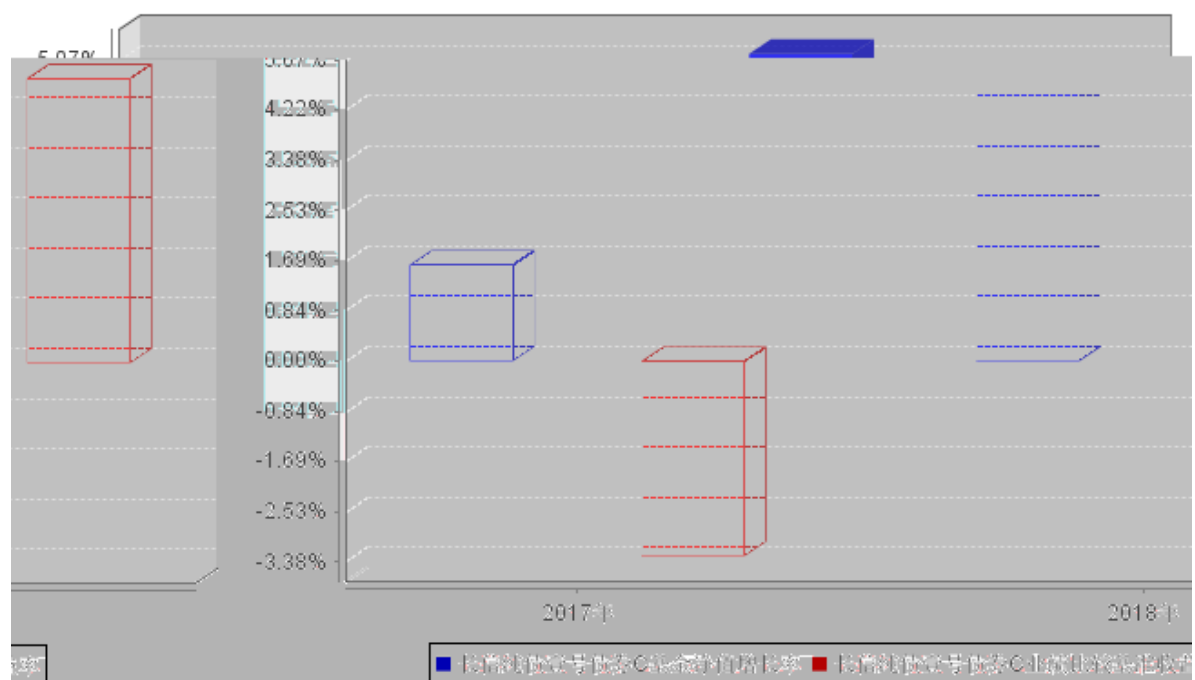
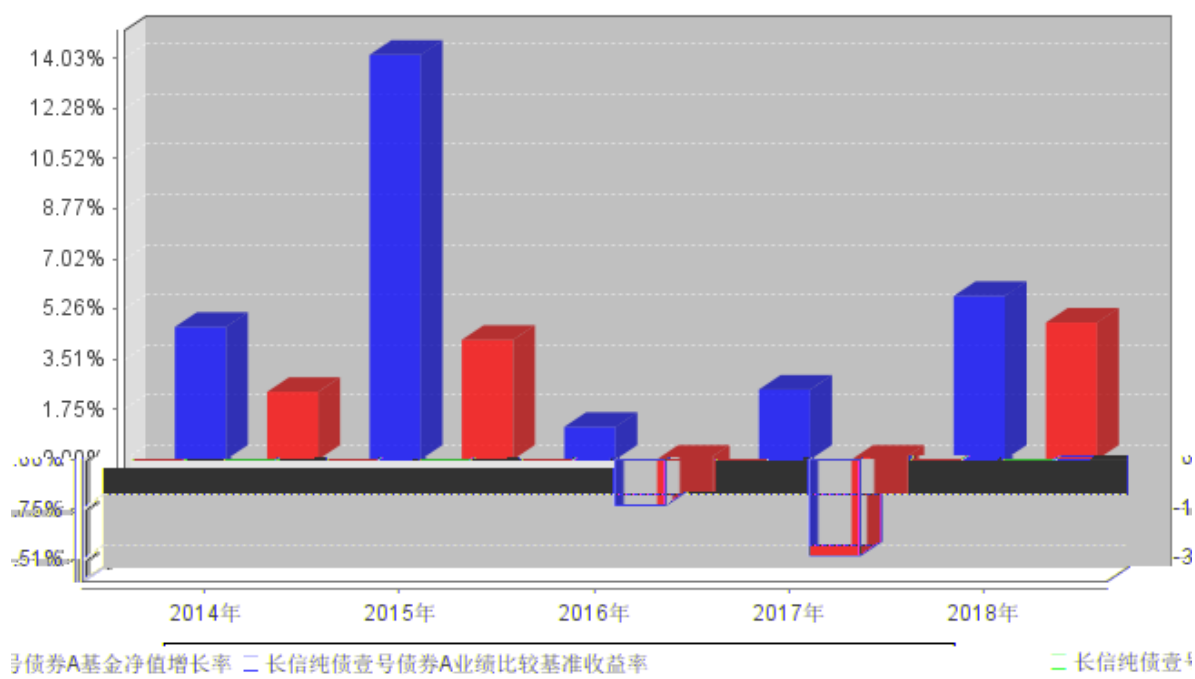
		222 30
	A C	A 17 C 68 9

§ 3

3.1

3.1.1	2018		2017		2016	
	A	C	A	C	A	C
	15,649,113.37	14,578,270.07	-7,488,578.22	27,438,221.42	175,010,098.09	-
	29,719,028.26	30,557,982.50	13,144,313.51	27,703,666.79	95,245,759.86	-
	0.0573	0.0532	0.0257	0.0260	0.0299	-
	4.97%	4.98%	2.08%	2.38%	2.20%	-
	5.72%	5.17%	2.45%	1.62%	1.14%	-
3.1.2	2018		2017		2016	
	34,265,241.07	26,211,413.89	22,171,871.21	17,599,300.82	399,189,644.28	-
	0.0829	0.0505	0.0507	0.0262	0.2970	-
	490,199,161.27	569,447,227.17	490,320,915.62	700,633,416.71	1,807,610,054.77	-
	1.1860	1.0979	1.1218	1.0439	1.3447	-
3.1.3	2018		2017		2016	
	30.86%	6.86%	23.77%	1.61%	20.82%	-

3.2.3



C	2017	1	9	2018	12	31
2017	C					
A	2014	7	1	2018	12	31

2014

A

3.3

A					
	10				
2018	-	-	-	-	
2017	2.500	120,887,006.77	5,799,125.54	126,686,132.31	
2016	-	-	-	-	
	2.500	120,887,006.77	5,799,125.54	126,686,132.31	

C					
	10				
2018	-	-	-	-	
2017	3.200	4,705,116,220.35	1,217.19	4,705,117,437.54	
2016	-	-	-	-	
	3.200	4,705,116,220.35	1,217.19	4,705,117,437.54	

FOF

4.1.2

	(LOF)	2014 1	7 -	24	EMBA 2004 9 (LOF)

--	--	--	--	--	--

1

/

2

4.2

4.3

4.3.1

1

2

1

2

5 1

3

4

5

4.3.2

4.3.3

5%

4.4

4.4.1

2018

7

MLF

“ +

”

4.4.2

2018	12	31	A	1.1860	1.4360
C		1.0979		1.4179	A
5.72%			4.79%	C	5.17%
	4.79%				

4.5

2019

4.6

4.7

“ ”

1/2

4.8

1

2

3

4

12

50%

3

5

6

7

15

8

4.9

§ 5

5.1

“ ”

5.2

5.3

“ ”

§ 6**6.1**

	() (19) P00115

6.2

--	--

))

§ 7

7.1

2018 12 31

		2018 12 31	2017 12 31
	7.4.7.1	9,136,127.51	3,441,577.01
		227,506.35	213,249.73
		3,294.24	38,869.62
	7.4.7.2	1,292,729,990.00	954,917,886.00
		-	-
		-	-
		1,292,729,990.00	954,917,886.00
		-	-
		-	-
	7.4.7.3	-	-
	7.4.7.4	-	212,799,119.20
		-	1,020,671.95
	7.4.7.5	27,768,555.64	21,150,843.27
		-	-
		505,782.41	1,729,716.85
		-	-
	7.4.7.6	-	-
		1,330,371,256.15	1,195,311,933.63
		2018 12 31	2017 12 31

		-	-
		-	-
	7.4.7.8	351,044.88	421,502.83
		270,724,867.71	4,357,601.30
	7.4.7.9	931,954,663.45	1,108,275,826.71
	7.4.7.10	127,691,724.99	82,678,505.62
		1,059,646,388.44	1,190,954,332.33
		1,330,371,256.15	1,195,311,933.63

2018 12 31

A

1.1860

C

1.0979

931,954,663.45

A

413,307,480.63

C

518,647,182.82

7.2

2018 1 1 2018 12 31

		2018 1 1 2018 12 31	2017 1 1 2017 12 31
		81,619,258.07	64,430,442.63
1.		70,216,267.68	92,959,454.81
	7.4.7.11	192,007.67	2,403,251.78
		68,548,149.51	78,745,229.22
		-	-
		1,476,110.50	11,810,973.81
		-	-
2.	" -"	-19,431,508.04	-59,181,648.88
	7.4.7.12	-	-
		-	-
	7.4.7.13	-19,431,508.04	-59,181,648.88
	7.4.7.13.5	-	-
	7.4.7.14	-	-
	7.4.7.15	-	-
	7.4.7.16	-	-
3.	7.4.7.17	30,049,627.32	20,898,337.10
" -"			
4.	" -"	-	-
5.	7.4.7.18	784,871.11	9,754,299.60

		21,342,247.31	23,582,462.33
1	7.4.10.2.1	8,487,531.15	12,627,548.47
2	7.4.10.2.2	2,425,008.93	3,607,871.01
3		2,461,675.79	4,625,089.79
4	7.4.7.19	48,787.18	89,505.95
5		7,436,287.92	2,279,339.81
		7,436,287.92	2,279,339.81
6		205,756.34	-
7	7.4.7.20	277,200.00	353,107.30
	“ - ”	60,277,010.76	40,847,980.30
		-	-
	“ - ”	60,277,010.76	40,847,980.30

7.3

2018 1 1 2018 12 31

	2018 1 1 2018 12 31		
	1,108,275,826.71	82,678,505.62	1,190,954,332.33
	-	60,277,010.76	60,277,010.76
“ - ”	-176,321,163.26	-15,263,791.39	-191,584,954.65
1.	994,767,283.43	116,591,983.27	1,111,359,266.70
2.	-1,171,088,446.69	-131,855,774.66	-1,302,944,221.35
	-	-	-
“ - ”	931,954,663.45	127,691,724.99	1,059,646,388.44

	2017 1 1	2017 12 31	
	1,344,261,030.73	463,349,024.04	1,807,610,054.77
	-	40,847,980.30	40,847,980.30
“ - ”	-235,985,204.02	4,410,285,071.13	4,174,299,867.11
1.	16,353,513,886.66	5,328,640,112.14	21,682,153,998.80
2.	-16,589,499,090.68	-918,355,041.01	-17,507,854,131.69
	-	-4,831,803,569.85	-4,831,803,569.85
“ - ”			
	1,108,275,826.71	82,678,505.62	1,190,954,332.33

7.1 7.4

7.4**7.4.1**

(“ ”) (

“ ”)

(“ ”)

[2010]481

2010 6 28

2,234,260,528.19

2014 5 23 2014 6 2

2014 7 1

“ ”

(“ ”) 2014 7 1

2017 1 4

C

2017 1 9

C (

“ C”)

C

0.40%

A

(“

A”)

A

(

)

80%

1

5%

7.4.2

(“ ”)

7.4.3

2018 12 31

2018

7.4.4**7.4.4.1**

1 1 12 31

7.4.4.2**7.4.4.3**

1)

2)

7.4.4.4

)

(

7.4.4.5

1)

(

)

2)

3)

4)

7.4.4.6

7.4.4.7

7.4.4.8

()

()

7.4.4.9 / ()

-

-

()

-

7.4.4.10

		0.70%	
		0.20%	
A	C		C
0.40%			

7.4.4.11

- 1) ()
- 2)
- 3)
- 4) 12
50% 3
- 5)
- 6)
- 7) ()
- 15
- 8)

7.4.4.12

7.4.4.13

< 2015 1
 > ([2014]24)
 ()

7.4.5**7.4.5.1****7.4.5.2****7.4.5.3****7.4.6**

[2008]1
 [2016]36 [2016]140
 [2017]56
 [2017]90

1) ()

2018 1 1

3%

2)

3)

20%

7.4.7**7.4.7.1**

	2018 12 31	2017 12 31
	9,136,127.51	3,441,577.01
	-	-
1	-	-
1-3	-	-
3	-	-
	-	-
	9,136,127.51	3,441,577.01

7.4.7.2

		2018 12 31		
		-	-	-
-		-	-	-
		256,918,680.70	263,486,800.00	6,568,119.30
		1,018,317,794.60	1,029,243,190.00	10,925,395.40
		1,275,236,475.30	1,292,729,990.00	17,493,514.70
		-	-	-
		-	-	-
		-	-	-
		1,275,236,475.30	1,292,729,990.00	17,493,514.70
		2017 12 31		
		-	-	-
-		-	-	-
		51,983,176.72	51,388,700.00	-594,476.72
		915,490,821.90	903,529,186.00	-11,961,635.90
		967,473,998.62	954,917,886.00	-12,556,112.62
		-	-	-
		-	-	-

	-	-	-
	967,473,998.62	954,917,886.00	-12,556,112.62

7.4.7.3 /

/

7.4.7.4

7.4.7.4.1

	2018 12 31	
	-	-
	-	-
	2017 12 31	
	-	-
	212,799,119.20	-
	212,799,119.20	-

7.4.7.4.2

7.4.7.5

	2018 12 31	2017 12 31
	884.92	4,480.74
	-	-
	-	-
	102.40	96.00
	27,766,966.82	20,778,932.32
	-	-
	-	367,316.71
	600.00	-
	-	-
	1.50	17.50
	27,768,555.64	21,150,843.27

7.4.7.6

7.4.7.7

	671, 185, 558. 78	671, 185, 558. 78
	396, 230, 991. 98	396, 230, 991. 98
“ - ”	-548, 769, 367. 94	-548, 769, 367. 94
- /	-	-
/	-	-
	-	-
“ - ”	-	-
	518, 647, 182. 82	518, 647, 182. 82

7.4.7.10

A			
	22, 171, 871. 21	31, 058, 776. 48	53, 230, 647. 69
	15, 649, 113. 37	14, 069, 914. 89	29, 719, 028. 26
	-3, 555, 743. 51	-2, 502, 251. 80	-6, 057, 995. 31
	39, 874, 757. 54	50, 337, 228. 89	90, 211, 986. 43
	-43, 430, 501. 05	-52, 839, 480. 69	-96, 269, 981. 74
	-	-	-
	34, 265, 241. 07	42, 626, 439. 57	76, 891, 680. 64

C			
	17, 599, 300. 82	11, 848, 557. 11	29, 447, 857. 93
	14, 578, 270. 07	15, 979, 712. 43	30, 557, 982. 50
	-5, 966, 157. 00	-3, 239, 639. 08	-9, 205, 796. 08
	15, 046, 192. 30	11, 333, 804. 54	26, 379, 996. 84
	-21, 012, 349. 30	-14, 573, 443. 62	-35, 585, 792. 92
	-	-	-
	26, 211, 413. 89	24, 588, 630. 46	50, 800, 044. 35

7.4.7.11

	2018 1 1 2018 12 31	2017 1 1 2017 12 31
	147, 170. 76	566, 758. 24
	-	-
	-	-

	23, 595. 73	1, 058, 475. 48
	21, 241. 18	778, 018. 06
	192, 007. 67	2, 403, 251. 78

20, 629. 33

611. 85

7.4.7.12**7.4.7.12.1** —**7.4.7.13****7.4.7.13.1**

	2018	1	1	2018	2017	1	1	2017
		12	31			12	31	
---				- 19, 431, 508. 04				- 59, 181, 648. 88
---				-				-
---				-				-
				- 19, 431, 508. 04				- 59, 181, 648. 88

7.4.7.13.2 —

	2018	1	1	2018	12	2017	1	1	2017
			31				12	31	
				2, 912, 244, 697. 02					12, 467, 596, 897. 06
				2, 850, 128, 559. 88					12, 260, 543, 209. 12
				81, 547, 645. 18					266, 235, 336. 82
				- 19, 431, 508. 04					- 59, 181, 648. 88


7.4.7.13.3 —**7.4.7.13.4** —**7.4.7.13.5**

7.4.7.14**7.4.7.14.1****7.4.7.15****7.4.7.15.1** ———**7.4.7.15.2** ———**7.4.7.16****7.4.7.17**

	2018	1	1	2018	12	2017	1	1	2017	12
			31					31		
1.				30,049,627.32					20,898,337.10	
——					-					-
——				30,049,627.32					20,898,337.10	
——					-					-
——					-					-
——					-					-
2.					-					-
——					-					-
3.					-					-
:					-					-
				30,049,627.32					20,898,337.10	

7.4.7.18

	2018	1	1	2018	12	2017	1	1	2017	12	31
			31								
				667,324.57					9,529,746.12		
				117,546.54					224,553.48		
				784,871.11					9,754,299.60		



85,599.50
-
-

”) (“	
(“ ”)	
(“ ”)	
”) () (“	
”) () (“	
”) (“	

1

2

[2018]1905

15.15%

2018 12 21

7.4.10**7.4.10.1****7.4.10.1.1****7.4.10.1.2**

	2018 1 1			2018 12 31			2017 1 1			2017 12 31		
	363,763,947.29			78.86%			285,146,546.95			71.87%		

7.4.10.1.3

	2018 1 1			2018 12 31			2017 1 1			2017 12 31		

	3, 538, 500, 000. 00	92. 47%	2, 020, 000, 000. 00	63. 22%

7.4.10.1.4**7.4.10.1.5****7.4.10.2****7.4.10.2.1**

	2018 1 1 31	2018 12 31	2017 1 1 31	2017 12 31
		8, 487, 531. 15		12, 627, 548. 47
		3, 073, 996. 08		2, 634, 931. 21

0. 70%

= × 0. 70%÷

7.4.10.2.2

	2018 1 1 31	2018 12 31	2017 1 1 31	2017 12 31
		2, 425, 008. 93		3, 607, 871. 01

0. 20%

= × 0. 20%÷

7.4.10.2.3

--	--

	2018 1 1			2018 12 31		
	A	C				
	-	114,990.97		114,990.97		
	-	114,990.97		114,990.97		
	2017 1 1			2017 12 31		
	A	C				
	-	3,034,006.15		3,034,006.15		
	-	3,034,006.15		3,034,006.15		

A , C

× 0.40%

C = C × 0.40%

7.4.10.3

()

7.4.10.4

7.4.10.4.1

7.4.10.4.2

7.4.10.5

	2018 1 1			2018 12 31			2017 1 1			2017 12 31		
	9,136,127.51			147,170.76			3,441,577.01			566,758.24		

“ ”

2018 12 31 227,506.35 , (2017 12

31 213,249.73)

7.4.10.6**7.4.10.7****7.4.11****7.4.12** 2018 12 31**7.4.12.1** /

/

7.4.12.2**7.4.12.3****7.4.12.3.1**

2018 12 31

92,965,660.55

--	--	--	--	--	--

7.4.13

7.4.13.1

“ ”

7.4.13.2

10%

10%

7.4.13.2.1

	2018 12 31	2017 12 31
A-1	0.00	90,166,000.00
A-1	0.00	0.00
	60,149,000.00	361,555,800.00
	60,149,000.00	451,721,800.00

7.4.13.2.2**7.4.13.2.3****7.4.13.2.4**

	2018 12 31	2017 12 31
AAA	519,885,300.00	8,456,700.00
AAA	392,680,690.00	434,817,386.00
	320,015,000.00	59,922,000.00
	1,232,580,990.00	503,196,086.00

7.4.13.2.5**7.4.13.2.6****7.4.13.3****7.4.13.3.1**

7.4.13.4**7.4.13.4.1****7.4.13.4.1.1**

2018	12	31	6	6	-1	1-5	5		
			9,136,127.51		-	-	-	-	9,136,127.51
			227,506.35		-	-	-	-	227,506.35
			3,294.24		-	-	-	-	3,294.24

	-	-	-	-	175,951.14	175,951.14	
	-	-	-	-	192,258.03	192,258.03	
	-	-	-	-	18,773.61	18,773.61	
	-	-	-	-	360,369.92	360,369.92	
	-	-	-	-	373,513.18	373,513.18	

7.4.13.4.1.2

		2018 12 31	2017 12 31
	27	9,421,559.20	2,188,241.62
	27	-9,421,559.20	-2,188,241.62

7.4.13.4.2**7.4.13.4.3**

VaR (Value at Risk)

12 31

7.4.13.4.3.1

	2018 12 31		2017 12 31	
		%		%
-	-	-	-	-
	-	-	-	-
	1,292,729,990.00	122.00	954,917,886.00	80.18
	-	-	-	-
	-	-	-	-
	-	-	-	-

	1,292,729,990.00	122.00	954,917,886.00	80.18
--	------------------	--------	----------------	-------

§ 8

8.1

			%
1		-	-
		-	-
2		-	-
3		1, 292, 729, 990. 00	97. 17
		1, 292, 729, 990. 00	97. 17
		-	-
4		-	-
5		-	-
6		-	-
		-	-
7		9, 363, 633. 86	0. 70
8		28, 277, 632. 29	2. 13
9		1, 330, 371, 256. 15	100. 00

8.2

8.2.1

8.2.2

8.3

8.4

8.4.1 **2%** **20**

8.4.2 **2%** **20**

8.4.3**8.5**

1		-	-
2		-	-
3		380,164,000.00	35.88
		380,164,000.00	35.88
4		464,175,490.00	43.80
5		-	-
6		448,390,500.00	42.32
7		-	-
8		-	-
9		-	-
10		1,292,729,990.00	122.00

8.6

1	180211	18 11	1,500,000	151,995,000.00	14.34
2	180206	18 06	900,000	94,689,000.00	8.94
3	101800329	18 MFN001	500,000	51,535,000.00	4.86
4	101800782	18 MFN002A	500,000	50,840,000.00	4.80
5	180404	18 04	500,000	50,125,000.00	4.73

8.7**8.8****8.9**

8.10**8.10.1****8.10.2****8.10.3****8.11****8.11.1****8.11.2****8.11.3**

1		3, 294. 24
2		-
3		-
4		27, 768, 555. 64
5		505, 782. 41
6		-
7		-
8		-
9		28, 277, 632. 29

8.11.4**8.11.5**

8.11.6

§ 9

9.1

	()					
A	14,406	28,689.95	360,221,287.46	87.16%	53,086,193.17	12.84%
C	68,704	7,549.01	64,302,530.74	12.40%	454,344,652.08	87.60%
	83,110	11,213.51	424,523,818.20	45.55%	507,430,845.25	54.45%

9.2

	A	0.00	0.00%
	C	2,495.42	0.00%
		2,495.42	0.00%

9.3

	A	0
	C	0
		0
	A	0
	C	0
		0

§ 10

	A	C
2014 7 1	59,708,694.30	-
	437,090,267.93	671,185,558.78
	598,536,291.45	396,230,991.98
:	622,319,078.75	548,769,367.94
"_"	-	-
	413,307,480.63	518,647,182.82

§ 11

11.1

11.2

11.2.1

2018 8 28

11.2.2

11.3

11.4

11.5

60,000.00

2

11.6

11.7

11.7.1

	1	-	-	-	-	-
	1	-	-	-	-	-

11.7.2

	363,763,947.29	78.86%	3,538,500,000.00	92.47%	-	-
	97,487,008.45	21.14%	288,130,000.00	7.53%	-	-

1

2

<1998>29

[2007]48

1

a

b

c

d

2

11.8

1	12 31	2017	2018 1 1
2			2018 1 4
3			2018 1 5

4			2018 1 16

5

2017

4

2018 1 20

6TJ () TEMC /P <

2018

19			2018 4 18
20	2018 1		2018 4 20
21			2018 4 21
22			2018 5 7
23			2018 5 8
24			2018 5 17
25			2018 5 28
26			2018 5 31
27	C		2018 6 5
28			2018 6 7
29			2018 6 15
30			2018 6 20
31			2018 6 22
32			2018 6 28

33			2018 6 30
34	6 30	2018	2018 6 30
35			2018 7 4
36			2018 7 5
37		2018 2	2018 7 20
38			2018 7 30
39			2018 8 2
40	2018 2		2018 8 14

§ 12

12.1

20%

20%

12.2

§ 13

13.1

1

2

3

4

5

6

13.2

13.3

<http://www.cxfund.com.cn>

2019 3 29