

2019

2019 6 30

2019 8 27

**§ 1**

2019 8 23

2019 1 1      2019 6 30

## § 2

## 2.1

	519961	
	2015 6 12	
	89, 124, 860. 23	
	A	C
:	A	C
	519961	519960
	88, 158, 765. 81	966, 094. 42

## 2.2

	1		GDP	CPI	M2
	2				
	1		"	"	
	2				
	3				
	4				

---

	+3%

**2.3**



---

§ 3

3.1

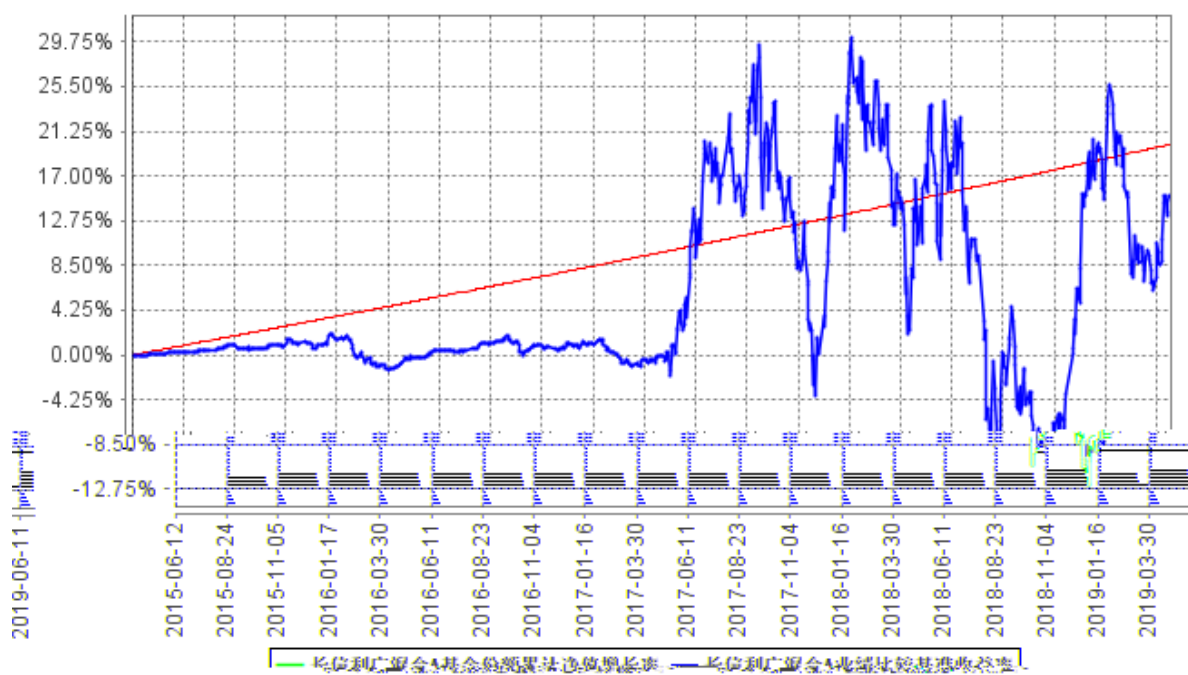
3.1.1

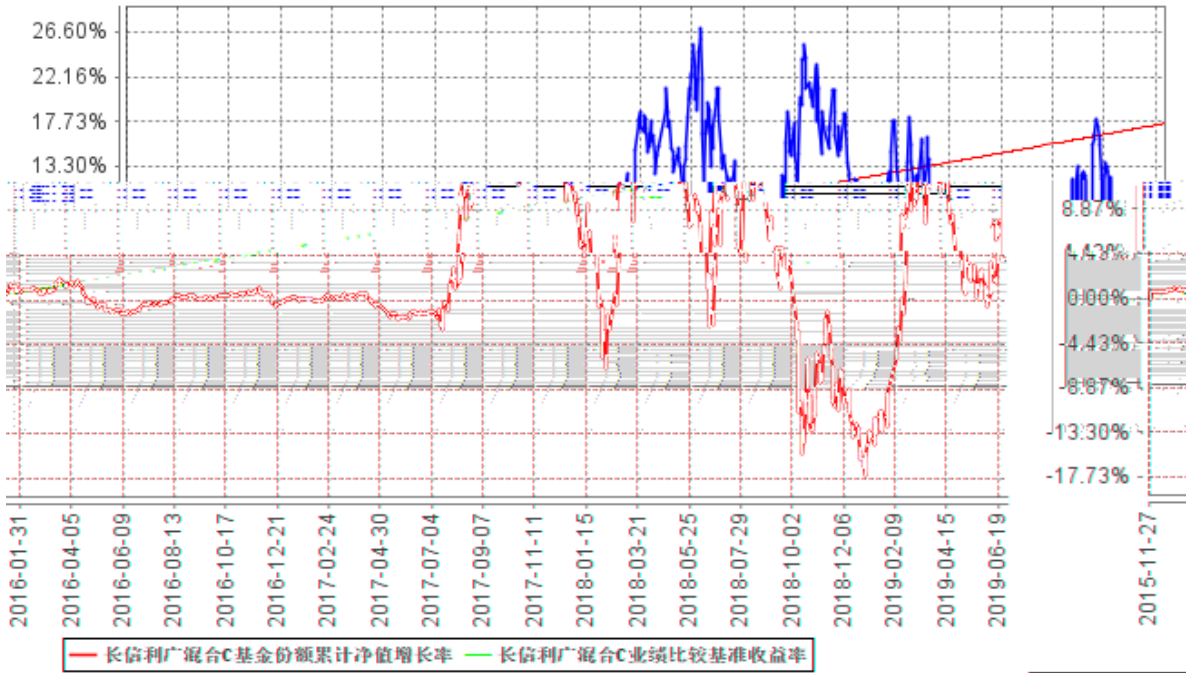
ET(201)AF24(9) /Sp <</MCID 2

0 >>BD38/C2\_

	5.48%	1.30%	0.37%	0.01%	5.11%	1.29%
	-3.16%	1.63%	1.13%	0.01%	-4.29%	1.62%
	27.96%	1.71%	2.26%	0.01%	25.70%	1.70%
	-0.93%	2.02%	4.60%	0.01%	-5.53%	2.01%
	8.77%	1.66%	14.45%	0.01%	-5.68%	1.65%
	7.79%	1.52%	17.54%	0.01%	-9.75%	1.51%

### 3.2.2





1	A	2015 6 12	2019 6 30	C
		2015 11 30	2019 6 30	
2			6	

§ 4

4.1

4.1.1

2003 63

1.65

44.55%

31.21%

15.15%

4.55%

4.54%

2019 6 30

65

100

(LOF)

(LOF)

LOF

500

FOF

300

**4.1.2**

		2016 1 29	2019 2	2	21	
		2017 7 28	2019 4	29	4	
		2018 12 8	-		20	2018 7
		2019 6 26	-		4	

---

						2017
--	--	--	--	--	--	------

1

/

2

**4.2**

**4.3**

**4.3.1**

**4.3.2**

5%

**4.4****4.4.1**

2019 1

**4.4.2**

	A	1.1511	1.1511
	A	28.83%	C 1.0779
1.0779		C	27.96%
2.26%			


**4.5**

2019

## 4.6

1/2

## 4.7



## 4.8

§ 5

5.1

## § 6

## 6.1

2019 6 30

	2019 6 30	2018 12 31
	12,436,999.70	5,006,898.31
	508,686.54	697,326.41
	501,557.85	799,350.18
	86,834,522.32	281,842,344.44
	78,838,922.32	254,754,744.44
	-	-
	7,995,600.00	27,087,600.00
	-	-
	-	-
	-	-
	-	-
	2,970,264.26	16,684,570.68
	94,045.87	997,683.91
	-	-
	610,274.43	1,941,254.80
	-	-
	-	-
	103,956,350.97	307,969,428.73
	2019 6 30	2018 12 31
	-	-
	-	-
	-	-
	-	-
	-	-
	1,120,908.11	3,493,849.88
	67,929.51	210,134.40
	21,227.97	65,667.02
	208.63	231.76
	121,598.57	405,620.88
	-	-

	-	-
	-	-
	-	-
	103,594.71	182,597.86
	1,435,467.50	4,358,101.80
	89,124,860.23	339,880,085.65
	13,396,023.24	-36,268,758.72
	102,520,883.47	303,611,326.93
	103,956,350.97	307,969,428.73

2019 6 30

A

1.1511

C

1.0779

89,124,860.23

A

88,158,765.81

C

966,094.42

**6.2**

	2,133,309.42	6,806,545.57
1	721,704.62	999,191.62
2	225,532.73	312,247.37
3	1,251.93	60,582.17
4	1,071,078.95	5,107,912.08
5	1,267.27	218,144.60
	1,267.27	218,144.60
6	-	2.17
7	112,473.92	108,465.56
-	76,881,799.21	-20,052,109.13
	-	-
-	76,881,799.21	-20,052,109.13

### 6.3

2019 1 1 2019 6 30

	2019 1 1 2019 6 30		
	339,880,085.65	-36,268,758.72	303,611,326.93
	-	76,881,799.21	76,881,799.21
-	-250,755,225.42	-27,217,017.25	-277,972,242.67
1.	114,526,460.02	8,117,093.43	122,643,553.45
2.	-365,281,685.44	-35,334,110.68	-400,615,796.12
	-	-	-
-	89,124,860.23	13,396,023.24	102,520,883.47

	2018 1 1 2018 6 30		
	153,521,579.95	21,155,207.83	174,676,787.78
	-	-20,052,109.13	-20,052,109.13
-	113,807,805.48	36,248,720.50	150,056,525.98
1.	622,973,474.04	123,649,026.22	746,622,500.26
2.	-509,165,668.56	-87,400,305.72	-596,565,974.28
-	-	-	-
	267,329,385.43	37,351,819.20	304,681,204.63

6.1 6.4

**6.4****6.4.1**

)

2015 986

2015 6 12

261,102,567.29

A

C

A

C

0%-95%

5%-100%

3%

5%

+3%

### 6.4.2

—

2

3

XBRL

3

<

>

### 6.4.3

2019 6 30

2019 1 1 2019 6 30

### 6.4.4

#### 6.4.4.1

#### 6.4.4.2

### 6.4.5

#### 6.4.5.1

2008 4 24

3‰ 1‰

2008 9 19

[2005]103

#### 6.4.5.2

[2016]36

2016 5 1

[2016]46

[2016]70

[2016]140

[2017]56

2018 1 1

3%

2018 1 1

### 6.4.5.3

2011

2011

### 6.4.5.4

[2004]78

2004 1 1

[2005]103

[2008]1

### 6.4.5.5

[2005]103

[2008]132

2008 10 9

[2012]85

2013 1 1

1 1

1 1 1 50%

1 25% 20%

[2015]101

2015 9 8

1

**6.4.6****6.4.6.1****6.4.6.2**

£	(
	( £

**6.4.7****6.4.7.1****6.4.7.1.1**

	2019 1 1	2019 6 30	2018 1 1	2018 6 30
	-	-	258,043,811.27	6.65%

**6.4.7.1.2**

	2019 1 1		2019 6 30		2018 1 1		2018 6 30	
			-	-	1,606,061.62			1.26%

**6.4.7.1.3**

	2019 1 1		2019 6 30		2018 1 1		2018 6 30	
			-	-	31,600,000.00			3.53%

**6.4.7.1.4****6.4.7.1.5**

	2019 1 1		2019 6 30	
			-	-
	2018 1 1		2018 6 30	
	240,316.45	8.32%	-	-

**6.4.7.2****6.4.7.2.1**

	2019 1 1 30	2019 6	2018 1 1	2018 6 30
		721, 704. 62		999, 191. 62
		306, 089. 50		366, 591. 71

0. 80%

H E×

÷

H

E

**6.4.7.2.2**



601236		2019 6 26	2019 7 5		3.46	3.46	9,789	33,869.94	33,869.94	-
300788		2019 6 27	2019 7 5		14.85	14.85	1,556	23,106.60	23,106.60	-

**6.4.8.2****6.4.8.3****6.4.8.3.1****6.4.8.3.2**

## § 7

## 7.1

			%
1		78,838,922.32	75.84
		78,838,922.32	75.84
2		-	-
3		7,995,600.00	7.69
		7,995,600.00	7.69
		-	-
4		-	-
5		-	-
6		-	-
		-	-
7		12,945,686.24	12.45
8		4,176,142.41	4.02
9		103,956,350.97	

---

L		-	-
M		1, 288, 440. 00	1. 26
N		-	-
O		-	-
P		-	-
Q		-	-
R		23, 106. 60	0. 02
S		-	-
		78, 838, 922. 32	76. 90

**7.2.2****7.3**

2	600271		12,875,845.14	4.24
3	300054		11,852,192.00	3.90
4	601009		10,312,671.12	3.40
5	300383		10,005,274.48	3.30
6	603986		9,730,585.60	3.20
7	601318		9,253,943.18	3.05
8	603019		8,484,754.44	2.79
9	600703		8,335,332.00	2.75
10	600887		8,256,253.00	2.72
11	600867		8,099,704.98	2.67
12	601688		7,974,983.72	2.63
13	600030		7,867,600.00	2.59
14	000001		7,820,174.00	2.58
15	002157		7,075,273.00	2.33
16	300012		6,637,139.25	2.19
17	601398		6,211,586.00	2.05
18	002271		6,041,776.70	1.99
19	002466		5,933,770.06	1.95
20	601233		5,762,135.00	1.90

2019

13		14,163,399.66	4.66	
14		13,975,666.00	4.60	
15		13,676,234.40	4.50	
16	000977	13,425,055.96	4.42	0001>12122.9

3		4,998,000.00	4.88
		4,998,000.00	4.88
4		-	-
5		-	-
6		-	-
7		-	-
8		-	-
9		-	-
10		7,995,600.00	7.80

## 7.6

1	190201	19 01	50,000	4,998,000.00	4.88
2	019611	19 01	30,000	2,997,600.00	2.92

## 7.7

## 7.8

## 7.9

## 7.10

### 7.10.1

### 7.10.2

**7.11****7.11.1****7.11.2****7.11.3****7.12****7.12.1**

2018 11 19

2018 28

30

**7.12.2****7.12.3**

1		501, 557. 85
2		2, 970, 264. 26
3		-

5		610, 274. 43
6		-
7		-
8		-
9		4, 176, 142. 41

**7.12.4**

**7.12.5**

**7.12.6**

## § 8

## 8.1

	( )					
A	14,387	6,127.67	0.00	0.00%	88,158,765.81	100.00%
C	22	43,913.38	0.00	0.00%	966,094.42	100.00%
	14,409	6,185.36	0.00	0.00%	89,124,860.23	100.00%

## 8.2

	A	83.03	0.00%
	C	-	-
		83.03	0.00%

## 8.3

	A	0
	C	0
		0
	A	0
	C	0
		0

## § 9

	A	C
2015 6 12	261, 102, 567. 29	-
	338, 667, 397. 86	1, 212, 687. 79
	114, 147, 798. 89	378, 661. 13
:	364, 656, 430. 94	625, 254. 50
"_ "	-	-
	88, 158, 765. 81	966, 094. 42

**§ 10**

**10.1**

**10.2**

**10.2.1**

2019 3 2

**10.2.2**

**10.3**

**10.4**

**10.5**

**10.6**

**10.6.1**

**10.6.2**

1 2019 3 25

[2019]20

2019 6 30

2 2019 4 19

2019 28

3 2019 8 5

2019 31

6

6

**10.7**

**10.7.1**

	1	290,474,288.42	39.72%	212,422.58	41.40%	-
	1	223,630,892.30	30.58%	163,542.32	31.88%	-
	1	217,178,848.09	29.70%	137,105.67	26.72%	-
	2	-	-	-	-	-
	1	-	-	-	-	-
	1	-	-	-	-	-

**10.7.2**



**§ 11**

**11.1**

**20%**

20%

**11.2**