

2019

2019 6 30

2019 8 27

§ 1

1.1

2019 8 23

1.2

§1 **2**

1.1 2

1.2 3

§2 **6**

2.1 6

2.2 6

2.3 6

2.4 7

2.5 7

§3 **8**

3.1 8

3.2 9

§4 **12**

4.1 12

4.2 14

4.3 14

4.4 14

4.5 15

4.6 16

4.7 16

4.8 17

§5 **18**

5.1 18

5.2 18

5.3 18

§6 **19**

6.1 19

6.2 20

6.3 21

6.4	22
§7	44
7.1	44
7.2	44
7.3	45
7.4	45
7.5	46
7.6	47
7.7	47
7.8	47
7.9	47
7.10	47
7.11	47
7.12	48
§8	50
8.1	50
8.2	50
8.3	50
§9	51
§10	52
10.1	52
10.2	52
10.3	52
10.4	52
10.5	52
10.6	52
10.7	52
10.8	53
§11	56
11.1 20%	56

11.2	57
§12	58
12.1	58
12.2	58
12.3	58

§ 2

2.1

	519949		
	519949		
	2016 11 10		
	210,456,036.20		
	A	C	E
	CXLXA	-	-
	519949	007293	007294
	181,754.58	1,930,245.72	208,344,035.90

2019 4 25

A

C

E

2019

4 23

C

E

2.2

	M2	GDP	CPI
	300	*50%+	*50%

2.3

--	--	--

	021-61009999	0755-83199084
	zhouyg@cxfund.com.cn	yan_zhang@cmbchina.com
	4007005566	95555
	021-61009800	0755-83195201
		7088
	68 9	
	9	68
	200120	518040

2.4

	www.cxfund.com.cn
	68 9
	7088

2.5

	A	A
	C E	17 C E
		68 9

§ 3

3.1

	A	C	E
3.1.1	(2019 1 1 - 2019 6 30)	(2019 4 25 - 2019 6 30)	(2019 4 25 - 2019 6 30)
	1,847.59	430.25	471,713.05
	1,492.00	-7,257.67	110,878.82
	0.0068	-0.0330	0.0017
	0.66%	-3.20%	0.16%
	0.68%	0.10%	0.00%
3.1.2	(2019 6 30)		
	-56,163.72	62,996.61	6,763,340.94
	-0.3090	0.0326	0.0325
	187,641.59	1,993,242.33	215,107,376.84
	1.032	1.033	1.032
3.1.3	(2019 6 30)		
	9.34%	0.10%	0.00%

1 C E 2019 4 25

2019 4 23

C E

C E

C E

C E

A

C E

2

3

4

3.2**3.2.1**

A

	0.00%	0.20%	2.96%	0.58%	-2.96%	-0.38%
	0.00%	0.11%	-0.11%	0.75%	0.11%	-0.64%
	0.68%	0.09%	14.27%	0.77%	-13.59%	-0.68%
	4.35%	0.61%	8.26%	0.76%	-3.91%	-0.15%
	9.34%	0.44%	12.51%	0.57%	-3.17%	-0.13%

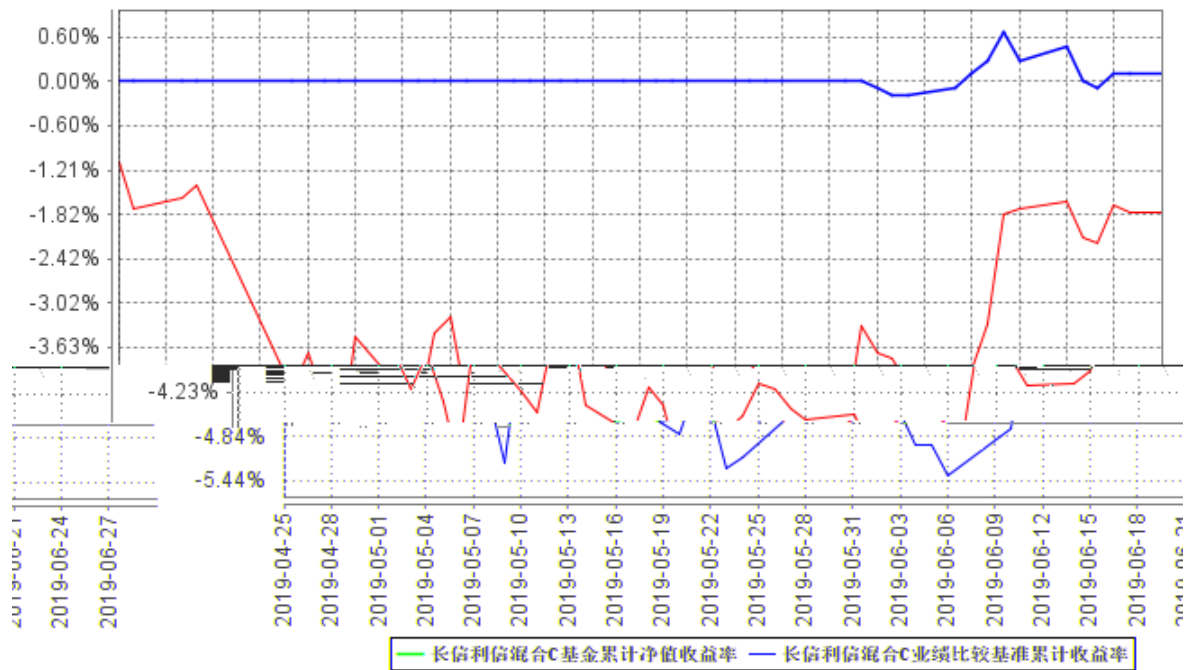
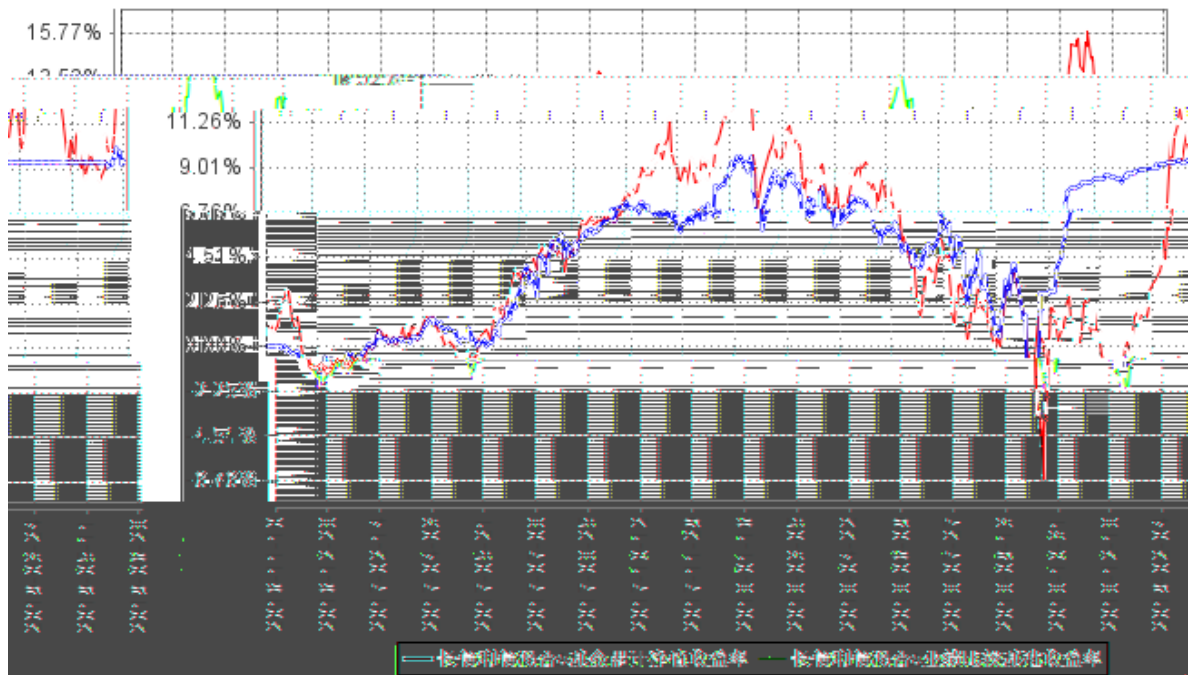
C

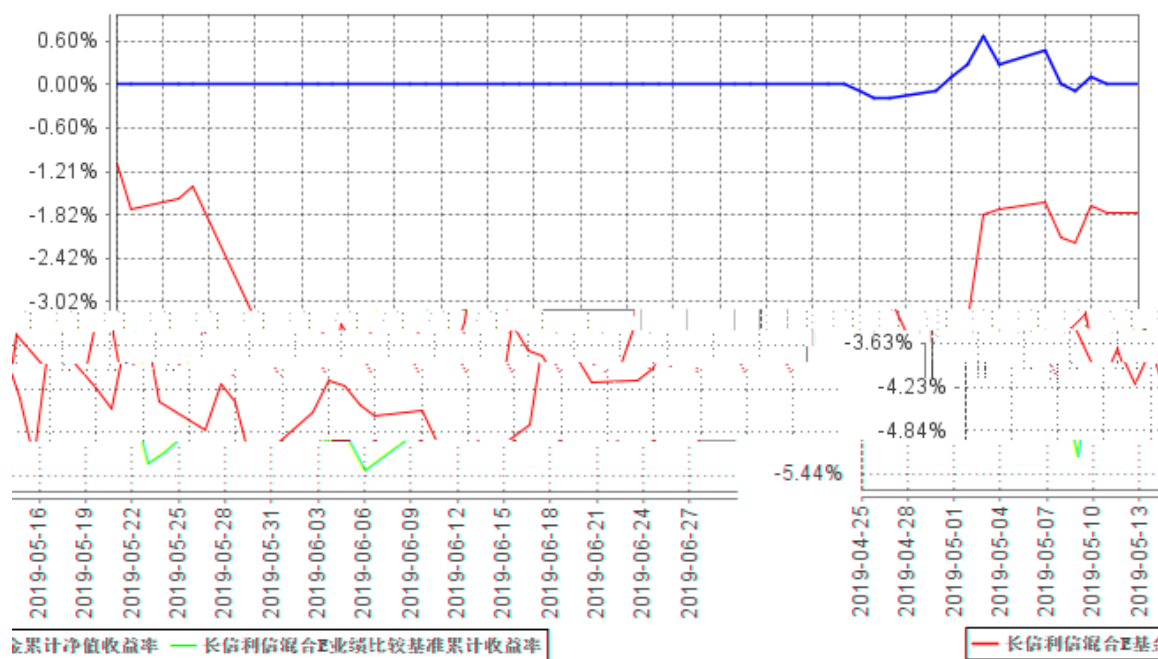
	0.10%	0.19%	2.96%	0.58%	-2.86%	-0.39%
2019 4 25 -2019 6 30	0.10%	0.13%	-1.78%	0.79%	1.88%	-0.66%

E

	0.00%	0.20%	2.96%	0.58%	-2.96%	-0.38%
2019 4 25 -2019 6 30	0.00%	0.13%	-1.78%	0.79%	1.78%	-0.66%

3.2.2





1 2019 4 25
 A C E
 2 A 2016 11 10 2019 6 30 C
 2019 4 25 2019 6 30 E 2019
 4 25 2019 6 30
 3 6

§ 4

4.1

4.1.1

2003 63

1.65

44.55%

31.21%

15.15%

4.55%

4.54%

2019 6 30

65

100

(LOF)

(LOF)

LOF

500

FOF
300

4.1.2

		2019 4 27	-	13	2006

		2016 11 18	2019 4 30	23	

1

/

2

4.2

2018

4.4.2

	A	1.032	1.092	
	0.68%		14.27%	C
1.033	1.033		0.10%	
-1.78%	E	1.032		1.032
	0.00%		-1.78%	

4.5

2019

4.6

1/2

4.7

1

12

3

2

3

4

5

4.8

2018 10 23 2019 1 15

2019 6 10

§ 5

5.1

5.2

5.3

§ 6

6.1

2019 6 30

		2019 6 30	2018 12 31
	6.4.6.1	31,992,173.88	571,111.97
		-	-
		-	118,944.14
	6.4.6.2	105,349,727.65	-
		95,366,727.65	-
		-	-
		9,983,000.00	-
		-	-
	6.4.6.3	-	-
		-	-
	6.4.6.4	80,000,000.00	-
		-	-
	6.4.6.5	120,508.19	187.41
		-	-
		-	998.50
		-	-
	6.4.6.6	-	-
		217,462,409.72	691,242.02
		2019 6 30	2018 12 31
		-	-
		-	-
	6.4.6.3	-	-
		-	-
		-	-
		-	173,050.68
		66,857.22	284.85
		22,285.73	94.99
		90.21	-
	6.4.6.7	84,915.80	220.48
		-	-

		-	-
		-	-
		-	-
	6.4.6.8	-	196,217.37
		174,148.96	369,868.37
	6.4.6.9	210,456,036.20	313,613.66
	6.4.6.10	6,832,224.56	7,759.99
		217,288,260.76	321,373.65
		217,462,409.72	691,242.02

	2019 6 30	A	1.032
181,754.58	C	1.033	1,930,245.72
E	1.032	208,344,035.90	210,456,036.20

6.2

2019 1 1 2019 6 30

		2019 1 1 2019 6 30	2018 1 1 2018 6 30
		292,883.70	-7,852,902.79
1.		100,286.06	10,006,343.39
	6.4.6.11	38,602.37	63,941.76
		3,983.60	9,890,299.28
		-	-
		57,700.09	52,102.35
		-	-
2.	-	553,269.58	-6,337,423.58
	6.4.6.12	4,945.49	-7,601,789.67
		-	-
	6.4.6.13	-	108,390.00
	6.4.6.13.5	-	-
	6.4.6.14	-	-
	6.4.6.15	-	-
	6.4.6.16	548,324.09	1,155,976.09
3.	-	6.4.6.17	-368,877.74
			-11,522,148.17

4.	-		-	-
5.	-	6.4.6.18	8,205.80	325.57
			187,770.55	3,715,959.30
1		6.4.9.2.1	67,445.31	1,791,798.75
2		6.4.9.2.2	22,481.83	597,266.28
3		6.4.9.2.3	90.21	-
4		6.4.6.19	97,158.20	1,163,504.95
5			-	-
			-	-
6			-	-
7		6.4.6.20	595.00	163,389.32
	-		105,113.15	-11,568,862.09
			-	-
	-		105,113.15	-11,568,862.09

6.3

-			
	210,456,036.20	6,832,224.56	217,288,260.76
	2018 1 1 2018 6 30		
	595,223,372.57	4,955,758.17	600,179,130.74
	-	-11,568,862.09	-11,568,862.09
-	-205,192.34	-4,055.35	-209,247.69
1.	37,203.43	523.31	37,726.74
2.	-242,395.77	-4,578.66	-246,974.43
-			
	595,018,180.23	-6,617,159.27	588,401,020.96

6.1 6.4

6.4**6.4.1**

)

[2015]1574

[2016]2400

2016 11 10

301,140,999.29

2019 4 23

C E

A

C E

2019 4 25

C E

A

)

(

0%-95%

5%100%

3%

5%

300

*50%+

*50%

6.4.2

—

2

3

XBRL

3 <

>

6.4.3

2019 6 30

2019 1 1 2019 6 30

6.4.4

6.4.4.1

6.4.4.2

6.4.5

6.4.5.1

2008 4 24

3‰ 1‰

2008 9 19

[2005]103

6.4.5.2

[2016]36

2016 5 1

[2016]46

[2016]70

[2016]140

[2017]56

2018 1 1

3%

2018 1 1

6.4.5.3

2011

2011

6.4.5.4

[2004]78

2004 1 1

[2005]103

[2008]1

6.4.5.5

[2005]103

-	-	-	-
	-	-	-
	9,978,640.00	9,983,000.00	4,360.00
	9,978,640.00	9,983,000.00	4,360.00
	-	-	-
	-	-	-
	-	-	-
	105,718,605.39	105,349,727.65	-368,877.74

6.4.6.3

/

/

6.4.6.4**6.4.6.4.1**

:

	2019 6 30	
	80,000,000.00	-
	-	-
	80,000,000.00	-

6.4.6.4.2**6.4.6.5**

	2019 6 30
	11,693.40
	-
	-
	-
	69,713.11
	-
	38,761.72
	339.96
	-
	-
	120,508.19

6.4.6.6**6.4.6.7**

	2019 6 30
	84,740.80
	175.00
	84,915.80

6.4.6.8**6.4.6.9**

A		
	2019 1 1	2019 6 30
	313,613.66	313,613.66
	184,549.48	184,549.48
("-")	- 316,408.56	- 316,408.56
- /	-	-
/	-	-
	-	-
("-")	-	-
	181,754.58	181,754.58

C		
	2019 4 25	2019 6 30
	-	-
	1,930,245.72	1,930,245.72
("-")	-	-
- /	-	-
/	-	-
	-	-
("-")	-	-

C			
	-	-	-
	430.25	-7,687.92	-7,257.67
	66,351.47	3,902.81	70,254.28
	66,351.47	3,902.81	70,254.28
	-	-	-
	-	-	-
	66,781.72	-3,785.11	62,996.61

E			
	-	-	-
	471,713.05	-360,834.23	110,878.82
	6,699,250.92	-46,788.80	6,652,462.12
	6,699,250.92	-46,788.80	6,652,462.12
	-	-	-
	-	-	-
	7,170,963.97	-407,623.03	6,763,340.94

6.4.6.11

	2019	1	1	2019	6	30
						33,828.57
						-
						-
						-
						4,773.80

	38,602.37
--	-----------

6.4.6.12**6.4.6.12.1** —

	2019 1 1	2019 6 30
		2,999,250.00
		2,994,304.51
		4,945.49

6.4.6.13**6.4.6.13.1****6.4.6.13.2** —

—

6.4.6.13.3 —**6.4.6.13.4** —**6.4.6.13.5****6.4.6.14****6.4.6.14.1****6.4.6.15****6.4.6.15.1** —

6.4.6.15.2**6.4.6.16**

	2019 1 1	2019 6 30
		548,324.09
		-
		548,324.09

6.4.6.17

	2019 1 1	2019 6 30
1.		-368,877.74
—		-373,237.74
—		4,360.00
—		-
—		-
—		-
2.		-
—		-
3.		-
		-
		-368,877.74

6.4.6.18

	2019 1 1	2019 6 30
		1,702.68
		6,503.12
		8,205.80

30

30

3

75%

3

6

50%

6.4.6.19

	2019 1 1	2019 6 30
		96,983.20
		175.00
		-
		-
		-
		97,158.20

6.4.6.20

	2019 1 1	2019 6 30
		-
		-
		595.00
		595.00

6.4.7**6.4.7.1****6.4.7.2****6.4.8****6.4.8.1****6.4.8.2**

--	--

6.4.9**6.4.9.1****6.4.9.1.1**

	2019 1 1	2019 6 30	2018 1 1	2018 6 30
	101,936,522.70	100.00%	803,746,670.31	100.00%

6.4.9.1.2**6.4.9.1.3**

	2019 1 1	2019 6 30	2018 1 1	2018 6 30
	280,000,000.00	100.00%	290,000,000.00	100.00%

6.4.9.1.4**6.4.9.1.5**

	2019 1 1		2019 6 30	
	84,740.80	100.00%	84,740.80	100.00%
	2018 1 1		2018 6 30	

	668,154.78	100.00%	187,824.13	100.00%
--	------------	---------	------------	---------

6.4.9.2

6.4.9.2.1

	2019 1 1	2019 6 30	2018 1 1	2018 6 30
		67,445.31		1,791,798.75
		543.64		19.49

0.6%

H E×0.6%÷

H

E

6.4.9.2.2

	2019 1 1	2019 6 30	2018 1 1	2018 6 30
		22,481.83		597,266.28

0.2%

H E×0.2%÷

H

E

6.4.9.2.3

	2019 4 25				2019 6 30			
	A	C	E		A	C	E	
	-	90.21	-	90.21	-	90.21	-	90.21
	-	90.21	-	90.21	-	90.21	-	90.21

	2018 1 1				2018 6 30			
	A	C	E		A	C	E	
	-	-	-	-	-	-	-	-

2019 4 25

A C E

A E

C

0.25%

= xR%/

R

6.4.9.3

()

()

6.4.9.4

6.4.9.4.1

6.4.9.4.2

6.4.9.5

	2019 1 1		2019 6 30		2018 1 1		2018 6 30	
	31,992,173.88		33,828.57		13,414,860.55		54,596.50	

2019 6 30

2018 12 31

6.4.9.6

6.4.9.7

6.4.10

6.4.11 2019 6 30

6.4.11.1 /

6.4.12.2

10%

10%

6.4.12.2.3

6.4.12.2.4

6.4.12.2.5

6.4.12.2.6

6.4.12.3

6.4.12.3.1

6.4.12.4.1**6.4.12.4.1.1**

2019 6 30	6	6 -1	1-5	5		
	31,992,173.88	-	-	-	-	31,992,173.88
		-9,983,000.00	-	-	-95,366,727.65	105,349,727.65
	80,000,000.00	-	-	-	-	80,000,000.00
	-	-	-	-	120,508.19	120,508.19
	111,992,173.88	9,983,000.00	-	-	-95,487,235.84	217,462,409.72
	-	-	-	-	66,857.22	66,857.22
	-	-	-	-	22,285.73	22,285.73
	-	-	-	-	90.21	90.21
	-	-	-	-	84,915.80	84,915.80
	-	-	-	-	-	-
	-	-	-	-	174,148.96	174,148.96
	111,992,173.88	9,983,000.00	-	-	-95,313,086.88	217,288,260.76
2018 12 31	6	6 -1	1-5	5		
	571,111.97	-	-	-	-	571,111.97
	118,944.14	-	-	-	-	118,944.14
	-	-	-	-	187.41	187.41
	-	-	-	-	998.50	998.50
	690,056.11	-	-	-	1,185.91	691,242.02
	-	-	-	-	173,050.68	173,050.68
	-	-	-	-	284.85	284.85
	-	-	-	-	94.99	94.99
	-	-	-	-	220.48	220.48
	-	-	-	-	196,217.37	196,217.37
	-	-	-	-	369,868.37	369,868.37
	690,056.11	-	-	-	-368,682.46	321,373.65

6.4.12.4.1.2

		2019 6 30	2018 12 31
	27	19,078.11	0.00
	27	-19,078.11	0.00

6.4.12.4.2**6.4.12.4.3**

VaR (Value at Risk)

6 30

6.4.12.4.3.1

	2019 6 30		2018 12 31	
		%		%
-	95,366,727.65	43.89	-	-
	-	-	-	-
	9,983,000.00	4.59	-	-
	-	-	-	-
	-	-	-	-

	-	-	-	-
	105,349,727.65	48.48	-	-

6.4.12.4.3.2

		95%			
		2019 6		2018 12	
		30		31	
VaR	0.98% 2018 12				
31	VaR 0.00%)	-2,138,574.49		0.00	

VaR

95%

2018

6.4.13**6.4.13.1****6.4.13.1.1****6.4.13.1.2****6.4.13.1.2.1**

2019 6 30

95,366,727.65

9,983,000.00

0.00

6.4.13.1.2.2**6.4.13.1.2.3**

6.4.13.2

§ 7

7.1

			%
1		95,366,727.65	43.85
		95,366,727.65	43.85
2		-	-
3		9,983,000.00	4.59
		9,983,000.00	4.59
		-	-
4		-	-
5		-	-
6		80,000,000.00	36.79
		-	-
7		31,992,173.88	14.71
8		120,508.19	0.06
9		217,462,409.72	100.00

7.2

7.2.1

			(%)
A		-	-
B		-	-
C		6,931,023.65	3.19
D		-	-
E		-	-
F		-	-
G		14,911,038.00	6.86
H		-	-
I		-	-

J		73,524,666.00	33.84
K		-	-
L		-	-
M		-	-
N		-	-
O		-	-
P		-	-
Q		-	-
R		-	-
S		-	-
		95,366,727.65	43.89

7.2.2**7.3**

1	601398		2,653,600	15,629,704.00	7.19
2	601939		2,070,700	15,406,008.00	7.09
3	601988		4,070,500	15,223,670.00	7.01
4	601328		2,329,700	14,257,764.00	6.56
5	601288		3,613,200	13,007,520.00	5.99
6	600377				

4	601328	15,079,698.00	4,692.26
---	--------	---------------	----------

10		9,983,000.00	4.59
----	--	--------------	------

7.6

1	190402	19 02	100,000	9,983,000.00	4.59

7.7**7.8****7.9****7.10****7.10.1****7.10.2****7.11****7.11.1****7.11.2****7.11.3**

7.12**7.12.1**

			2018	11	19	
		2018	28			
				30		
			2018	10	18	
		2018	46			2016
1	2017	6				
		34				

7.12.2**7.12.3**

1		-
2		-
3		-
4		120,508.19
5		-
6		-
7		-
8		-

9		120,508.19
---	--	------------

7.12.4

7.12.5

7.12.6

§ 8

8.1

	()					
A	201	904.25	0.00	0.00%	181,754.58	100.00%
C	3	643,415.24	0.00	0.00%	1,930,245.72	100.00%
E	3	69,448,011.97	208,343,554.29	100.00%	481.61	0.00%
	207	1,016,695.83	208,343,554.29	99.00%	2,112,481.91	1.00%

8.2

	A	0.99	0.00%
	C	0.00	0.00%
	E	0.00	0.00%
		0.99	0.00%

8.3

	A	0
	C	0
	E	0
		0
	A	0
	C	0
	E	0
		0

§ 9

	A	C	E
2016 11 10	301,140,999.29	-	-
	313,613.66	-	-
	184,549.48	1,930,245.72	208,344,035.90
:	316,408.56	-	-
"_"	-	-	-
	181,754.58	1,930,245.72	208,344,035.90

C E

2019 4 25

§ 10

10.1

10.2

10.2.1

2019 3 2

10.2.2

10.3

10.4

10.5

10.6

10.7

10.7.1

--	--	--	--	--

	2	101,936,522.70	100.00%	84,740.80	100.00%	-

10.7.2

	-	-	280,000,000.00	100.00%	-	-

1

2

1998 29

2007 48

1

1

2

3

4

2

10.8

1	2018 12 31		2019 1 1
2	()		2019 1 10

3	2018 4		2019 1 19
4			2019 3 1
5			2019 3 2
6			2019 3 28
7	2018		2019 3 29
8			2019 4 8
9			2019 4 15
10	2019 1		2019 4 22
11		C E	2019 4 23

12

21			2019 5 22
22			2019 6 13
23			2019 6 22
24	2019 1		2019 6 22
25			2019 6 26
26			2019 6 27

§ 11

11.1

20%

		20%					
1	2019 6 10 2019 6 30	0.00	104,171,776.66	0.00	104,171,776.66	49.50%	
	2019 6 10 2019 6 30	0.00	104,171,777.63	0.00	104,171,777.63	49.50%	
1	2019 1 1 2019 1 2	63,584.67	0.00	63,584.67	0.00	0.00%	
	2019 1 1 2019 6 9	96,316.31	0.00	0.00	96,316.31	0.05%	
	2019 1 3 2019 1 13	0.00	142,769.93	142,769.93	0.00	0.00%	
1							
2							
3							

11.2

§ 12

12.1

- 1
- 2
- 3
- 4
- 5
- 6

12.2

12.3

<http://www.cxfund.com.cn>

2019 8 27