

2019

2019 6 30

2019 8 27

**§ 1**

**1.1**

2019 4 11 0:00 2019 5 7 17:00

2019 5 8

20

2019 5 10

2019 6 6

2019 6 10

“ ”

2019 8 23

2019 1 1

2019 6 30

**1.2**

<b>§1</b>	.....	<b>2</b>
1.1	.....	2
1.2	.....	3
<b>§2</b>	.....	<b>6</b>
2.1	.....	6
2.1	.....	6
2.2	.....	6
2.2	.....	7
2.3	.....	7
2.4	.....	8
2.5	.....	8
<b>§3</b>	.....	<b>9</b>
3.1	.....	9
3.1	.....	9
3.2	.....	10
3.2	.....	12
<b>§4</b>	.....	<b>15</b>
4.1	.....	15
4.2	.....	17
4.3	.....	18
4.4	.....	18
4.5	.....	19
4.6	.....	19
4.7	.....	20
4.8	.....	20
<b>§5</b>	.....	<b>21</b>
5.1	.....	21
5.2	.....	21
5.3	.....	21
<b>§6</b>	.....	<b>22</b>
6.1	.....	22
6.2	.....	23
6.3	.....	24
6.4	.....	25
<b>§6</b>	.....	<b>46</b>
6.1	.....	46
6.2	.....	47
6.3	.....	48
6.4	.....	49
<b>§7</b>	.....	<b>69</b>
7.1	.....	69
7.2	.....	69
7.3	.....	69

7.4

12.1 ..... 89  
12.2 ..... 89  
12.3 ..... 89

## § 2

## 2.1

	519945	
	2019 6 10	
	231, 433, 956. 61	
	A	C
	A	C
	519945	519944

	2 3 4 5 6 7 8 2

**2.2**

	1 1 2 3 4 5 6 7 8 2
	+4%

**2.3**

	021-61009999	010-58560666


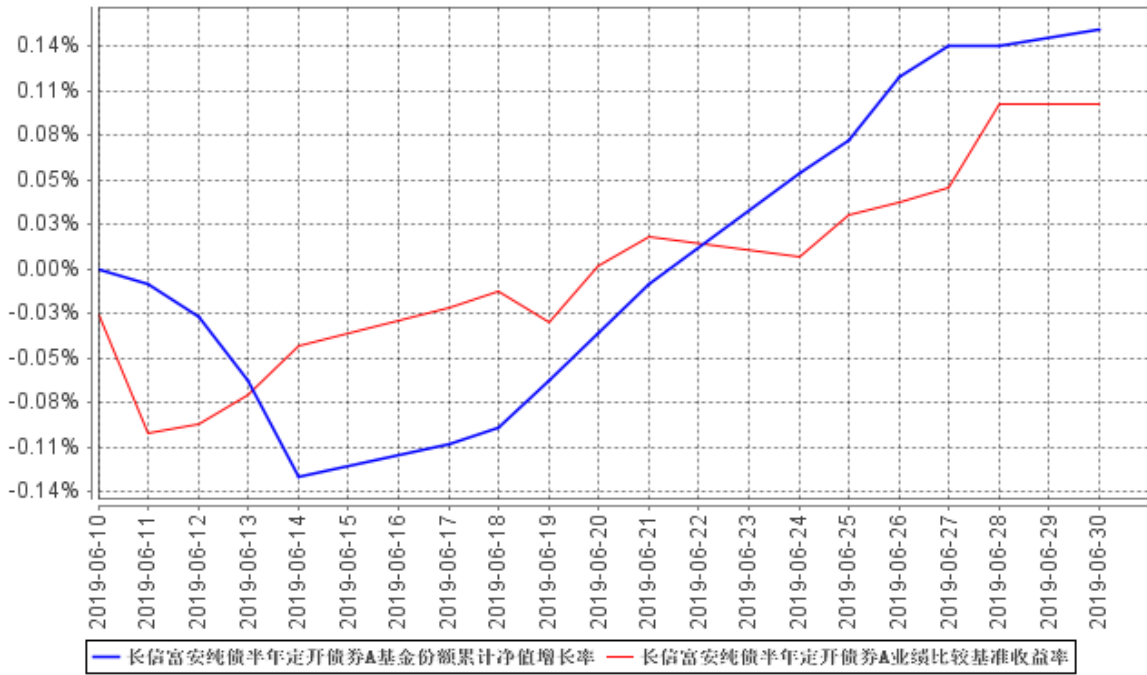
		zhouyg@cxfund. com. cn	tgbfxj dzx@cmbc. com. cn
		4007005566	95568
		021-61009800	010-58560798
		68 9	2
		9	68 2
		200120	100031

**§ 3**

---

	0.0192	0.0125
	207,274,901.52	25,923,834.91

3.2.2



1 2019 6 10  
 2019 6 10 2019 6 30  
 2 6

80%

15

15

5%

5%

**3.2****3.2.1**

A

(2019 6 1 2019 6 9 )	0.16%	0.04%	0.17%	0.02%	-0.01%	0.02%
(2019 4 1 2019 6 9 )	0.16%	0.06%	1.30%	0.02%	-1.14%	0.04%
(2019 1 1 2019 6 9 )	1.54%	0.06%	3.00%	0.02%	-1.46%	0.04%
(2018 7 1 2019 6 9 )	6.88%	0.07%	6.57%	0.02%	0.31%	0.05%
(2016 7 1 2019 6 9 )	13.16%	0.07%	21.97%	0.02%	-8.81%	0.05%
2015 11 23 2019 6 9	18.26%	0.07%	27.05%	0.02%	-8.79%	0.05%

## C

(2019 6 1 2019 6 9 )	0.15%	0.04%	0.17%	0.02%	-0.02%	0.02%
(2019 4 1 2019 6 9 )	0.07%	0.06%	1.30%	0.02%	-1.23%	0.04%
(2019 1 1 2019 6 9 )	1.36%	0.06%	3.00%	0.02%	-1.64%	0.04%
(2018 7 1 2019 6 9 )	6.48%	0.07%	6.57%	0.02%	-0.09%	0.05%
(2016 7 1 2019 6 9 )	11.68%	0.07%	21.97%	0.02%	-10.29%	0.05%
2015 11 23 2019 6 9	16.44%	0.07%	27.05%	0.02%	-10.61%	0.05%



**§ 4**

**4.1**

**4.1.1**

2003 63  
1.65  
44.55%  
31.21% 15.15% 4.55%  
4.54%  
2019 6 30 65

100

(LOF)

(LOF)

LOF

500

FOF  
300

**4.1.2**


2019 2019

LOF

3 2019 6 10

**4.1.2**

						2013
		2018 6 4	2019 6 9	7		
	LOF					LOF

1

/

2

**4.2**

### 4.3

#### 4.3.1

#### 4.3.2

5%

### 4.4

#### 4.4.1

2019

10

40BP

3

10.7%

4

#### 4.4.2

A

1.0346

1.1756

A

1.54%

3.00%

A

0.15%

0.10%

C

1.0327

1.1587

C

1.36%

3.00%

C

0.13%

0.10%

**4.5**

“

”

AAA

”

e

**4.7**

1

1

100%

2

A

C

3

4

5

**4.8**

**§ 5**

**5.1**

**5.2**

**5.3**

## § 6

## 6.1

2019 6 30

		2019 6 30
	6.4.7.1	1, 249, 302. 02
		770, 186. 07
		25, 818. 88
	6.4.7.2	277, 687, 235. 00
		-
		-
		277, 687, 235. 00
		-
		-
	6.4.7.3	-
	6.4.7.4	-
		-
	6.4.7.5	5, 435, 139. 97
		-
		-
		-
	6.4.7.6	-
		285, 167, 681. 94
		2019 6 30
		-
		-
	6.4.7.3	-
		45, 489, 868. 01
		3, 569. 63
		-
		109, 271. 96
		25, 333. 61
		10, 061. 38
	6.4.7.7	8, 845. 57



	6.4.7.16	-
3.	“ - ”	6.4.7.17
		-335, 098. 20
4.	“ - ”	
		-
5.	“ - ”	6.4.7.18
		43. 34
		206, 573. 76
1	6.4.10.2.1	68, 680. 84
2	6.4.10.2.2	13, 736. 15
3	6.4.10.2.3	7, 263. 21
4	6.4.7.19	-
5		61, 922. 12
		2, 170, 728. 56
6		2, 843. 42
7	6.4.7.20	52, 128. 02
	“ - ”	345, 750. 57
		-
	“ - ”	345, 750. 57

	-	-	-
“ - ”	231, 433, 956. 61	7, 950, 366. 82	239, 384, 323. 43

2019 6 10      2019 6 30

2019 6 10

6.1      6.4

\_\_\_\_\_

**6.4**

**6.4.1**

( “ ” )

( “ ” )

( “ ” )

( “ ” )

[2015]2310

A                      C

1, 482, 871, 919. 06                      ( )

1500955                      2015 11 23

2019 4 11 0:00      2019 5 7 17:00

2019 5 8

20  
2019 6 6  
6 10  
2019 5 10  
2019

80% 15 15  
5% 5%

**6.4.2**

( “ ” )

**6.4.3**

2019 6 30  
2019 6 30  
2019 6 30  
2019 6 10  
26 89

**6.4.4****6.4.4.1**

				1	1		12	31	
2019	6	10					2019	6	30

**6.4.4.2****6.4.4.3**

1)

2)

**6.4.4.4**

(

)

#### **6.4.4.5**

1)

(

)

2)

3)

4)

#### **6.4.4.6**

**6.4.4.7**

**6.4.4.8**

( )

( )

**6.4.4.9** / ( )

-

-

( )

-

**6.4.4.10**

0.50%

0.10%

A

C

C

0.40%

**6.4.4.11**

1) 1  
( )

100%

2) A C

3)

4)

5)

**6.4.4.12**

**6.4.4.13**

< 2015 1  
> ( [2014]24 )  
( )

**6.4.5**

**6.4.5.1**

**6.4.5.2**

**6.4.5.3****6.4.6**

[2008]1

[2016]36

[2016]140

[2017]56

[2017]90

1) ( )

2018 1 1

3%

2)

3)

20%

**6.4.7****6.4.7.1**

	2019 6 30
	1, 249, 302. 02
	-
1	-
1-3	-
3	-
	-
	1, 249, 302. 02

**6.4.7.2**

		2019 6 30		
		-	-	-
-		-	-	-
		112,246,599.45	113,429,235.00	1,182,635.55
		164,763,848.96	164,258,000.00	-505,848.96
		277,010,448.41	277,687,235.00	676,786.59
		-	-	-
		-	-	-
		-	-	-
		277,010,448.41	277,687,235.00	676,786.59

**6.4.7.3** /

/

**6.4.7.4**

**6.4.7.4.1**

**6.4.7.4.2**

**6.4.7.5**



**6.4.7.7**

	2019 6 30
	-
	8,845.57
	8,845.57

**6.4.7.8**

	2019 6 30
	-
	-
	19,835.79
	56,000.63
	9,000.00
	84,836.42

**6.4.7.9**

	6, 177, 463. 18	6, 177, 463. 18
( "-" )	433, 469. 23	433, 469. 23
	30, 878, 495. 35	30, 878, 495. 35

**6.4.7.10**

**6.4.7.12****6.4.7.12.1**      ——**6.4.7.13****6.4.7.13.1****6.4.7.13.2**      ——**6.4.7.13.3**      ——**6.4.7.13.4**      ——**6.4.7.13.5****6.4.7.14****6.4.7.14.1****6.4.7.15****6.4.7.15.1**      ——**6.4.7.15.2**      ——**6.4.7.16****6.4.7.17**

	2019 6 10 (                      ) 2019 6 30
--	---

1.	-335,098.20
----	-
----	-335,098.20
----	-
----	-
----	-
2.	-
----	-
3.	-
	-
	-335,098.20

**6.4.7.18**

	2019 6 10 ( ) 2019 6 30
	43.34
	43.34

7

7

25%

**6.4.7.19****6.4.7.20**

	2019 6 10 ( ) 2019 6 30
	2,301.39
	7,304.43
	2,077.00
	40,445.20
	52,128.02

**6.4.8****6.4.8.1****6.4.8.2****6.4.9****6.4.9.1****6.4.9.2**

“ ”	

**6.4.10****6.4.10.1****6.4.10.1.1****6.4.10.1.2****6.4.10.1.3**

	2019 6 10 ( ) 2019 6 30	
	176,900,000.00	83.59%

**6.4.10.1.4**

**6.4.10.1.5****6.4.10.2****6.4.10.2.1**

	2019 6 10 ( ) 2019 6 30
	68,680.84
	8,435.33

1 2019 6 10

2 0.50%

$$H \ E \times \div H \ E$$
**6.4.10.2.2**

	2019 6 10 ( ) 2019 6 30
	13,736.15

1 2019 6 10

2 0.10%

$$H \ E \times \div H \ E$$
**6.4.10.2.3**

	2019 6 10 ( ) 2019 6 30		
	A	C	
	-	15.14	15.14
	-	1,112.79	1,112.79

	-	235.87	235.87
	-	1,363.80	1,363.80

1 2019 6 10

2 A C 0.40%

C 0.40%

H E× ÷

H C

E C

**6.4.10.3** ( )

( )

**6.4.10.4**

**6.4.10.4.1**

**6.4.10.4.2**

**6.4.10.5**

	2019 6 10 ( ) 2019 6 30	
	1,149.81	1,898.82

“

”

2019 6 30

759,932.33

**6.4.10.6**

**6.4.10.7**

**6.4.11****6.4.11.1**                    —**6.4.12**                    2019    6    30**6.4.12.1**                    /

/

**6.4.12.17****6.4.12.18****6.4.12.18.1**

2018    6    30

7,989,868.01

101660067	<sup>16</sup> MFN002	2019    7    5	98.66	85,000	8,386,100.00
				85,000	8,386,100.00

**6.4.12.18.2**

2019    6    30

37,500,000.00                    2019    7    1

/

**6.4.13****6.4.13.1**

“ ”

**6.4.13.2**

10%

10%

**6.4.13.2.1**

	2019 6 30
A-1	0.00
A-1	0.00
	12,009,400.00
	12,009,400.00

**6.4.13.2.2****6.4.13.2.3****6.4.13.2.4**

	2019 6 30
AAA	63,866,242.00
AAA	201,811,593.00
	0.00
	265,677,835.00

**6.4.13.2.5****6.4.13.2.6****6.4.13.3****6.4.13.3.1**

**6.4.13.4****6.4.13.4.1****6.4.13.4.1.1**

2019 6 30	6	6 -1	1-5	5		
	1,249,302.02	-	-	-	-	1,249,302.02
	770,186.07	-	-	-	-	770,186.07
	25,818.88	-	-	-	-	25,818.88
	10,119,000.00	26,771,293.00	232,365,942.00	8,431,000.00		-277,687,235.00
	-	-	-	-	-5,435,139.97	5,435,139.97
	-	-	-	-	-	-
	12,164,306.97	26,771,293.00	232,365,942.00	8,431,000.00	-5,435,139.97	285,167,681.94
	45,489,868.01	-	-	-	-	45,489,868.01
	-	-	-	-	3,569.63	3,569.63
	-	-	-	-	109,271.96	109,271.96
	-	-	-	-	25,333.61	25,333.61
	-	-	-	-	10,061.38	10,061.38
	-	-	-	-	8,845.57	8,845.57
	-	-	-	-	9,603.33	9,603.33

---

	-	-	-	-	41,968.60	41,968.60
	-	-	-	-	84,836.42	84,836.42
	45,489,868.01	-	-	-	293,490.50	45,783,358.51

-

	-	-
	-	-
	-	-
	277,687,235.00	116.00

#### 6.4.13.4.3.2

#### 6.4.14

(1)

(a)

(b)

(i)

2019 6 30

277,687,235.00

(ii)

( )

(iii)

(2)

**§ 6****6.1**

2019 6 9

		2019 6 9	2018 12 31
--	--	----------	------------

		-	-
		-	-
	6.4.6.8	73,153.60	229,000.00
		68,593,745.10	52,519,938.34
	6.4.6.9	225,770,685.07	330,770,863.20
	6.4.6.10	7,428,051.36	5,769,755.09
		233,198,736.43	336,540,618.29
		301,792,481.53	389,060,556.63

2019 6 9

A

1.0331

200,636,183.67

C

1.0314

25,134,501.40

225,770,685.07

## 6.2

2019 1 1 2019 6 9

		2019 1 1 6 9	2019 1 1 2018 6 30
		8,349,251.33	6,517,641.94
1.		9,601,816.44	7,318,336.98
	6.4.6.11	54,139.89	79,565.56
		9,508,119.07	7,227,710.33
		-	-
		39,557.48	11,061.09
		-	-
2.	" - "	-2,559,288.27	-1,776,321.47
	6.4.6.12	-	-
		-	-
	6.4.6.13	-2,559,288.27	-1,786,418.56
	6.4.6.13.5	-	-
	6.4.6.14	-	-
	6.4.6.15	-	10,097.09
	6.4.6.16	-	-
3.	6.4.6.17	1,297,278.84	975,626.43
" - "			
4.	" - "	-	-
5.	" - "	6.4.6.18	9,444.32
			-

		3,613,391.46	2,702,458.58
1	6.4.9.2.1	996,647.16	603,197.31
2	6.4.9.2.2	284,756.33	172,342.16
3	6.4.9.2.3	100,347.59	42,116.19
4	6.4.6.19	8,248.34	1,792.97
5		2,108,806.44	1,724,009.01
		2,108,806.44	1,724,009.01
6		23,943.70	25,474.18
7	6.4.6.20	90,641.90	133,526.76
	“ - ”	4,735,859.87	3,815,183.36
		-	-
	“ - ”	4,735,859.87	3,815,183.36

### 6.3

2019 1 1 2019 6 9

	2019 1 1 2019 6 9		
	330,770,863.20	5,769,755.09	336,540,618.29
	-	4,735,859.87	4,735,859.87
“ - ”	-105,000,178.13	-3,077,563.60	-108,077,741.73
1.	9,549,172.58	294,616.13	9,843,788.71
2.	-114,549,350.71	-3,372,179.73	-117,921,530.44
“ - ”	-	-	-
	225,770,685.07	7,428,051.36	233,198,736.43
	2018 1 1 2018 6 30		

	170,049,277.57	1,152,923.99	171,202,201.56
	-	3,815,183.36	3,815,183.36
“ - ”	-	-	-
1.	-	-	-
2.	-	-	-
“ - ”	-	-	-
	170,049,277.57	4,968,107.35	175,017,384.92

6.1      6.4

## 6.4

### 6.4.1

( “ ” ) “

2019 5 8

20

2019 5 10 2019 6 6

2019 6 10

2019 6 10

( )

80%

5%

( )+4%

### 6.4.2

( “ ” )

### 6.4.3

2019 6 9

2019 1 1 2019

6 9

**6.4.4**

**6.4.4.1**

**6.4.4.2**

**6.4.5**

[2008]1

[2016]36

[2016]140

[2017]56

[2017]90

1) ( )

2018 1 1

3%

2)

3)

20%

**6.4.6**

**6.4.6.1**





2019

-
-
-
-
2, 711. 33
5, 425, 669. 75

2019 6 9

-
8, 317. 40
8, 317. 40

2019 6 9

-
-

( "-" )	-	-
	200,636,183.67	200,636,183.67

C		
	2019 1 1	2019 6 9
	59,697,374.99	59,697,374.99
	5,258,919.94	5,258,919.94
( "-" )	39,821,793.53	39,821,793.53
- /	-	-
/	-	-
	-	-
( "-" )	-	-
	25,134,501.40	25,134,501.40

#### 6.4.6.10

A			
	2,041,570.70	2,678,229.45	4,719,800.15
	2,927,244.20	1,069,359.54	3,996,603.74
	-1,149,434.07	-928,251.97	-2,077,686.04
	75,763.21	59,452.35	135,215.56
	-1,225,197.28	-987,704.32	-2,212,901.60
	-	-	-
	3,819,380.83	2,819,337.02	6,638,717.85

C			
	470,475.12	579,479.82	1,049,954.94
	511,336.83	227,919.30	739,256.13
	-541,175.81	-458,701.75	-999,877.56
	86,948.81	72,451.76	159,400.57
	-628,124.62	-531,153.51	-1,159,278.13
	-	-	-
	440,636.14	348,697.37	789,333.51

**6.4.6.11**

	2019 1 1	2019 6 9
		24, 713. 43
		-
		-
		29, 276. 47
		149. 99
		54, 139. 89

**6.4.6.12****6.4.6.12.1**      —**6.4.6.13****6.4.6.13.1**

	2019 1 1	2019 6 9
---		-2, 559, 288. 27
---		-
---		-
		-2, 559, 288. 27

**6.4.6.13.2**      —

	2019 1 1	2019 6 9
		390, 403, 563. 94
		391, 596, 589. 13
		1, 366, 263. 08
		-2, 559, 288. 27

**6.4.6.13.3**      —

**6.4.6.13.4**            ———

**6.4.6.13.5**

**6.4.6.14**

**6.4.6.14.1**

**6.4.6.15**

**6.4.6.15.1**            ———

**6.4.6.15.2**            ———

**6.4.6.16**

**6.4.6.17**



**6.4.9****6.4.9.1****6.4.9.2**

“	”

**6.4.10****6.4.10.1****6.4.10.1.1****6.4.10.1.2**

	2019 1 1		2019 6 9		2018 1 1		2018 6 30	
	133,433,322.32		93.03%		91,952,124.29		71.56%	

**6.4.10.1.3**

	2019 1 1		2019 6 9		2018 1 1		2018 6 30	
	2,818,600,000.00		94.22%		1,552,100,000.00		80.36%	

**6.4.10.1.4**

**6.4.10.1.5****6.4.10.2****6.4.10.2.1**

	2019 1 1 9	2019 6	2018 1 1	2018 6 30
		996,647.16		603,197.31
1		97,895.17		558,989.61

0.70%

$$H \ E \times \quad \div \quad H \quad E$$
**6.4.10.2.2**

	2019 1 1 9	2019 6	2018 1 1	2018 6 30
		284,756.33		172,342.16

0.20%

$$H \ E \times \quad \div \quad H \quad E$$
**6.4.10.2.3**

	2019 1 1 2019 6 9		
	A	C	
	-	113.96	113.96
	-	9,924.47	9,924.47
	-	1,787.55	1,787.55

	-	-	-
	2018 1 1 2018 6 30		
	A	C	
	-	27.98	27.98
	-	10,280.28	10,280.28
	-	19.91	19.91
	-	10,328.17	10,328.17

A C 0.40%

C 0.40%

H Ex ÷

H C

E C

### 6.4.10.3

( )

( )

### 6.4.10.4

#### 6.4.10.4.1

#### 6.4.10.4.2

### 6.4.10.5

	2019 1 1	2019 6 9	2018 1 1	2018 6 30
	12,958,989.56	24,713.43	1,332,949.66	16,411.90

“ ”

2019 6 30

759,932.33

2018 12 31

1,747,483.82

**6.4.10.6****6.4.10.7****6.4.11****6.4.12** 2019 6 9**6.4.12.1** /

/

**6.4.12.2****6.4.12.3****6.4.12.3.1**

2019 6 30

37,500,000.00

011901153	19 SCP002	2019 6 13	100.09	100,000	10,009,000.00
101660067	16 MFN002	2019 6 13	98.98	100,000	9,898,000.00
101900011	19 MFN001	2019 6 13	99.82	58,000	5,789,560.00
101900101	19 MFN001	2019 6 10	100.54	167,000	16,790,180.00
				425,000	42,486,740.00

**6.4.12.3.2**

2019 6 30

7,989,868.01 2019 7 1

/

### **6.4.13**

#### **6.4.13.1**

“ ”

#### **6.4.13.2**

**6.4.13.2.1**

	2019 6 9	2018 12 31
A-1	0.0	0.00
A-1	0.00	0.00
	12,006,600.00	0.00
	12,006,600.00	0.00

**6.4.13.2.2****6.4.13.2.3****6.4.13.2.4**

	2019 6 9	2018 12 31
AAA	63,840,794.00	88,113,648.00
AAA	202,174,939.20	159,583,946.80
	0.00	0.00
	266,015,733.20	247,697,594.80

**6.4.13.2.5****6.4.13.2.6****6.4.13.3**

**6.4.13.3.1****6.4.13.4****6.4.13.4.1****6.4.13.4.1.1**

2019	6	9	6	6	-1	1-5	5		
			12,958,989.56		-	-	-	-	12,958,989.56
			770,155.15		-	-	-	-	770,155.15
			25,818.88		-	-	-	-	25,818.88
			10,112,000.00	26,779,139.20	232,745,194.00	8,386,000.00		-	278,022,333.20
			-	-	-	-	2,980,000.00		2,980,000.00

	-	-	-	-	5,425,669.75	5,425,669.75
	-	-	-	-	1,609,514.99	1,609,514.99
	23,866,963.59	26,779,139.20	232,745,194.00	8,386,000.00	10,015,184.74	301,792,481.53
	63,116,539.82	-	-	-	-	63,116,539.82
	-	-	-	-	800,326.79	800,326.79
	-	-	-	-	4,469,361.25	4,469,361.25
	-	-	-	-	40,591.12	40,591.12
	-	-	-	-	11,597.46	11,597.46
	-	-	-	-	2,798.17	2,798.17

	-	-	-	-	11,392.49	11,392.49
	-	-	-	-	11,475.97	11,475.97
	-	-	-	-	10,325.35	10,325.35
	-	-	-	-	49,604.03	49,604.03
	-	-	-	-	229,000.00	229,000.00
	52,000,000.00	-	-	-	519,938.34	52,519,938.34
	85,015,222.18	25,252,000.00	204,425,594.80	18,020,000.00	3,827,801.31	336,540,618.29

#### 6.4.13.4.1.2


2019 6 9

	2019 6 9		2018 12 31	
		%		%
-	-	-	-	-
	-	-	-	-
	278,022,333.20	119.22	247,697,594.80	73.60
	-	-	-	-
	-	-	-	-
	-	-	-	-
	278,022,333.20	119.22	247,697,594.80	73.60

#### 6.4.13.4.3.2

#### 6.4.14

(1)

(a)

(b)

(i)

2019 6 9

278,022,333.20

(ii)

( )

(iii)

(2)



## § 7

### 7.1

			%
1		-	-
		-	-
2		-	-
3		277,687,235.00	97.38
		277,687,235.00	97.38
		-	-
4		-	-
5		-	-
6		-	-
		-	-
7		2,019,488.09	0.71
8		5,460,958.85	1.91
9		285,167,681.94	100.00

### 7.2

#### 7.2.1

#### 7.2.2

### 7.3

### 7.4

**7.4.1** **2%** **20**

**7.4.2** **2%** **20**

**7.4.3****7.5**

			%
1		1,998,400.00	0.83
2		-	-
3		-	-
		-	-
4		205,243,835.00	85.74
5		0	4.18
6		0	25.25
7		-	-

**7.10****7.10.1****7.10.2****7.10.3****7.11****7.11.1****7.11.2****7.11.3**

1		25, 818. 88
2		-
3		-
4		5, 435, 139. 97
5		-
6		-
7		-
8		-
9		5, 460, 958. 85

**7.11.4****7.11.5**

## **7.11.6**

## § 7

### 7.1

			%
1		-	-
		-	-
2		-	-
3		278,022,333.20	92.12
		278,022,333.20	92.12
		-	-
4		-	-
5		-	-
6		-	-
		-	-
7		13,729,144.71	4.55
8		10,041,003.62	3.33
9		301,792,481.53	100.00

### 7.2

#### 7.2.1

#### 7.2.2

### 7.3

### 7.4

**7.4.1** **2%** **20**

**7.4.2** **2%** **20**

**7.4.3****7.5**

1		1,997,600.00	0.86
2		-	-
3		-	-
		-	-
4		205,523,733.20	88.13
5		10,009,000.00	4.29
6		60,492,000.00	25.94
7		-	-
8		-	-
9		-	-
10		278,022,333.20	119.22

**7.6**

1	101561028	15	MTN001		

**7.10****7.10.1****7.10.2****7.10.3****7.11****7.11.1****7.11.2****7.11.3**

1		25,818.88
2		2,980,000.00
3		-
4		5,425,669.75
5		1,609,514.99
6		-
7		-
8		-
9		10,041,003.62

**7.11.4****7.12.5**

## **7.11.5**

## § 8

### 8.1

	( )					
A	248	808,691.38	179,992,350.01	89.75%	20,563,111.25	10.25%
C	2,388	12,930.69	52,738.72	0.17%	30,825,756.63	99.83%
	2,636	87,797.40	180,045,088.73	77.80%	51,388,867.88	22.20%

### 8.2

	A	0.00	-
	C	1,031.34	0.00%
		1,031.34	0.00%

### 8.3

	A	0
	C	0
		0
	A	0
	C	0
		0

**§ 8**

**8.1**



## § 9

	A	C
	200,636,183.67	25,134,501.40
	276,337.22	6,177,463.18
:	357,059.63	433,469.23
"_"	-	-
	200,555,461.26	30,878,495.35
	2019 6 10	2019 6 10 2019 6

30

## § 9

	A	C
	914,958,251.65	567,913,667.41
	271,073,488.21	59,697,374.99
	4,290,252.64	5,258,919.94
:	74,727,557.18	39,821,793.53
"_"	-	-
	200,636,183.67	25,134,501.40
“ ” 2019 6 9	2019 1 1	2019 6 9

**§ 10**

**10.1**

2019 4 11 0:00      2019 5 7 17 00

168,080,296.22

50.81%

100%

2019 5 8

2019 5 10

**10.2**

**10.2.1**

2019 3 2

**10.2.2**

**10.3**

**10.4**


**10.5**

**10.6**

**10.7**

**10.7.1**

	1	-	-	-	-	-
	1	-	-	-	-	-
	2	-	-	-	-	-
	1	-	-	-	-	-
	1	-	-	-	-	-
	1	-	-	-	-	-
	1	-	-	-	-	-
	1	-	-	-	-	-
	1	-	-	-	-	-
	1	-	-	-	-	-
	1	-	-	-	-	-
	1	-	-	-	-	-
	1	-	-	-	-	-



- -

	-	-	-	-	-	-
	-	-	-	-	-	-
	-	-	-	-	-	-
	-	-	-	-	-	-
	-	-	-	-	-	-
	-	-	-	-	-	-
	-	-	-	-	-	-
	-	-	-	-	-	-
	-	-	-	-	-	-
	-	-	-	-	-	-
	-	-	-	-	-	-
	-	-	-	-	-	-
	-	-	-	-	-	-
	-	-	-	-	-	-
	-	-	176,900,000.00	83.59%	-	-

1

1 ( ) 1

2

1998 29

2007 48

1

1

2

3

4

2

**10.7**

**10.7.1**

--	--	--	--

	1	-	-	-	-	-
	1	-	-	-	-	-
	2	-	-	-	-	-
	1	-	-	-	-	-
	1	-	-	-	-	-
	1	-	-	-	-	-
	1	-	-	-	-	-
	1	-	-	-	-	-
	1	-	-	-	-	-
	1	-	-	-	-	-
	1	-	-	-	-	-
	1	-	-	-	-	-
	1	-	-	-	-	-
	1	-	-	-	-	-
	1	-	-	-	-	-
	1	-	-	-	-	-
	1	-	-	-	-	-
	1	-	-	-	-	-
	2	-	-	-	-	-
	2	-	-	-	-	-
	1	-	-	-	-	-
	2	-	-	-	-	-

**10.7.2**

	9,995,350.96	6.97%	172,754,000.00	5.78%	-	-
	-	-	-	-	-	-
	-	-	-	-	-	-
	-	-	-	-	-	-
	-	-	-	-	-	-
	-	-	-	-	-	-



3			2019 5 10
4			2019 6 26
5			2019 6 27

**10.9**

1	2019 1		2019 1 5
2	( )		2019 1 10
3	2018 4		2019 1 19
4			2019 3 1
5			2019 3 2
6			2019 3 28
7	2018		2019 3 29
8			2019 3 30
9			2019 4 4
10			2019 4 8
11			2019 4 8
12			2019 4 9
13	2019 1		2019 4 22

---

14			2019 5 7
15			2019 5 10
16			2019 5 10

**§ 11**

**11.1**

**20%**

--	--	--	--

20%

## § 12

### 12.1

- 1
- 2
- 3
- 4
- 5
- 6
- 7
- 8
- 9

### 12.2

### 12.3

<http://www.cxfund.com.cn>

2019 8 27