

2020

2020 6 30

2020 8 29

§1

1.1

2020 8 26

2020 1 1 2020 6 30

1.2		
§1	2
1.1	2
1.2	3
§2	6
2.1	6
2.2	6
2.3	7
2.4	7
2.5	7
§3	8
3.1	8
3.2	8
§4	11
4.1	11
4.2	13
4.3	14
4.4	14
4.5	15
4.6	15
4.7	16
4.8	16
§5	17
5.1	17
5.2	17
5.3	17
§6	18
6.1	18
6.2	19
6.3	20

6.4	21
§7	43
7.1	43
7.2	43
7.3	44
7.4	45
7.5	47
7.6	47
7.7	47
7.8	47
7.9	47
7.10	48
7.11	48
7.12	48
§8	50
8.1	50
8.2	50
8.3	50
§9	51
§10	52
10.1	52
10.2	52
10.3	52
10.4	52
10.5	52
10.6	52
10.7	52
10.8	54
§11	57
11.1 20%	57

11.2	57
§12	58
12.1	58
12.2	58
12.3	58

§2

2.1

	519963	
	2015 6 9	
	503, 122, 764. 89	
	A	C
:	A	
	519963	519962
	503, 111, 372. 61	11, 392. 28

2.2

	1		GDP	CPI	M2
	2				
	1		"	"	
	2				
	3				
	4				

	+3%

2.3

	021-61009999	010-58560666
	zhouyg@cxfund.com.cn	tgbfxjdzx@cmbc.com.cn
	4007005566	95568
	021-61009800	010-58560798
	68 9	2
	68 9	2
	200120	100031

2.4

	www.cxfund.com.cn
	68 9 2

2.5

	17

§3

3.1

	A	C
3.1.1	(2020 1 1 - 2020 6 30)	(2020 1 1 - 2020 6 30)
	39,079,997.37	87,352.93
	39,376,106.76	76,591.60
	0.0803	0.0626
	5.84%	4.72%
	6.05%	5.62%
3.1.2	(2020 6 30)	
	150,332,918.22	3,832.86
	0.2988	0.3364
	710,803,528.14	15,844.55
	1.4128	1.3908
3.1.3	(2020 6 30)	
	41.28%	39.08%

1

2

3

3.2

3.2.1

A

	1.68%	0.22%	0.40%	0.01%	1.28%	0.21%
	5.98%	0.38%	1.13%	0.01%	4.85%	0.37%
	6.05%	0.68%	2.27%	0.02%	3.78%	0.66%
	14.63%	0.52%	4.61%	0.01%	10.02%	0.51%
	23.71%	0.49%	14.47%	0.01%	9.24%	0.48%

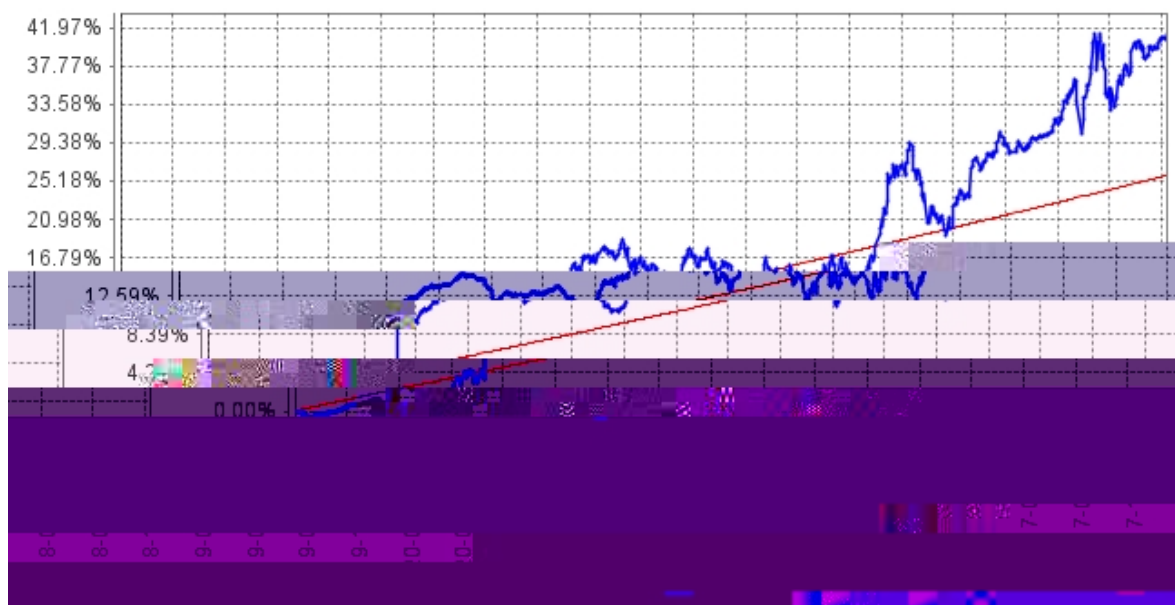
	41.28%	0.42%	25.80%	0.01%	15.48%	0.41%
--	--------	-------	--------	-------	--------	-------

C

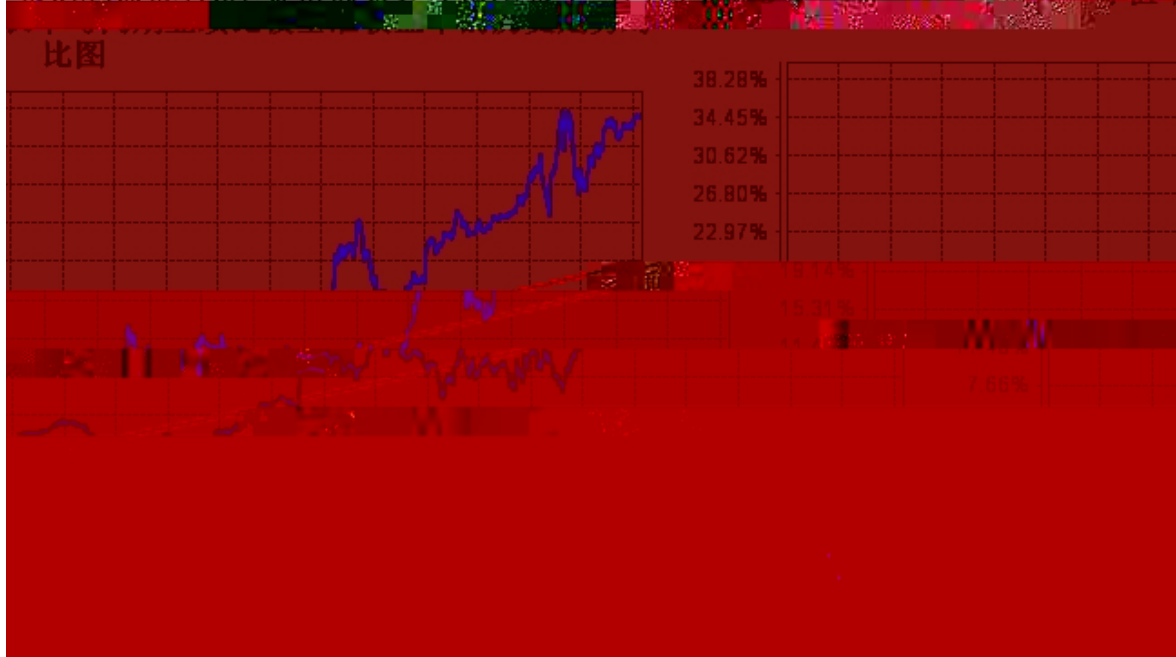
	1.66%	0.22%	0.40%	0.01%	1.26%	0.21%
	5.95%	0.38%	1.13%	0.01%	4.82%	0.37%
	5.62%	0.68%	2.27%	0.02%	3.35%	0.66%
	14.08%	0.52%	4.61%	0.01%	9.47%	0.51%
	29.98%	0.53%	14.47%	0.01%	15.51%	0.52%
	39.08%	0.44%	22.96%	0.01%	16.12%	0.43%

3.2.2

长信利盈混合A基金份额累计净值增长率与同期业绩比较基准收益率的历史走势对比图



长信利盈混合C基金份额累计净值增长率与同期



1 A 2015 6 9 2020 6 30 C
 2015 11 30 2020 6 30
 2 6

§4

4.1

4.1.1

2003 63
1.65
44.55%
31.21% 15.15% 4.55%
4.54%
2020 6 30 68

100

(LOF)

(LOF)

LOF

500

FOF

300

FOF

50

1-3

4.1.2

		2018	12	-	21
	50	8			
					7
					2018
					50

4.3

4.3.1

4.3.2

5%

4.4

4.4.1

2020

5

4.4.2

	A	1.4128		1.4128
	A	6.05%	2.27%	C
1.3908		1.3908	C	5.62%
	2.27%			
	14	58		

4.5

,

PPI


CPI

4.6

" "

1/2

4.7



4.8

§5

5.1

5.2

5.3

§6

6.1

2020 6 30

		2020 6 30	2019 12 31
	6.4.6.1	108,959,879.24	29,404,338.46
		8,322,189.16	1,274,784.84
		198,762.76	107,568.74
	6.4.6.2	587,266,367.82	742,469,367.57
		63,116,481.32	186,515,630.07
		-	-
		524,149,886.50	555,953,737.50
		-	-
		-	-
	6.4.6.3	-	-
	6.4.6.4	-	-
		26,145.46	-
	6.4.6.5	6,821,726.30	10,060,264.86
		-	-
		15,449.63	159.87
		-	-
	6.4.6.6	-	-
		711,610,520.37	783,316,484.34
		2020 6 30	2019 12 31
		-	-
		-	-
	6.4.6.3	-	-
		-	100,000,000.00
		-	23,350,809.70
		8,975.56	1,134.75
		345,392.88	279,576.03
		57,565.45	46,595.98
		2.22	1,788.66
	6.4.6.7	248,602.43	242,905.48
		37,064.94	34,812.70

		-	-10,004.87
		-	-
		-	-
	6.4.6.8	93,544.20	179,001.35
		791,147.68	124,126,619.78
	6.4.6.9	503,122,764.89	494,899,532.98
	6.4.6.10	207,696,607.80	164,290,331.58
		710,819,372.69	659,189,864.56
		711,610,520.37	783,316,484.34

2020 6 30 A 1.4128

503,111,372.61 C 1.3908 11,392.28

503,122,764.89

6.2

2020 1 1 2020 6 30

		2020 1 1 2020 6 30	2019 1 1 2019 6 30
		44,006,361.84	42,646,436.26
1.		11,034,104.15	9,553,721.37
	6.4.6.11	176,018.28	97,160.94
		10,856,495.64	9,456,560.43
		-	-
		1,590.23	-
		-	-
		-	-
2.	" -"	32,622,107.31	19,756,462.24
	6.4.6.12	29,213,774.75	14,150,599.94
		-	-
	6.4.6.13	3,066,622.99	4,856,109.69
	6.4.6.13.5	-	-
	6.4.6.14	-	-
	6.4.6.15	-	-
	6.4.6.16	341,709.57	749,752.61
3.	6.4.6.17	285,348.06	13,334,397.59
" -"			
4.	" -"	-	-

5.	" -"	6.4.6.18	64,802.32
			1,855.06
			4,553,663.48
			3,941,128.26
1		6.4.9.2.1	2,015,038.54
			1,359,840.80
2		6.4.9.2.2	335,839.74
			226,640.08
3		6.4.9.2.3	2,038.32
			-
4		6.4.6.19	903,156.63
			653,301.02
5			1,161,200.62
			1,570,968.86
			1,161,200.62
			1,570,968.86
6			31,705.19
			26,780.57
7		6.4.6.20	104,684.44
			103,596.93
" -"			39,452,698.36
			38,705,308.00
			-
	" -"		39,452,698.36
			38,705,308.00

6.3

2020 1 1 2020 6 30

	2020 1 1 2020 6 30		
	494,899,532.98	164,290,331.58	659,189,864.56
	-	39,452,698.36	39,452,698.36
" -"	8,223,231.91	3,953,577.86	12,176,809.77
1.	33,272,276.70	13,304,713.48	46,576,990.18
2.	-25,049,044.79	-9,351,135.62	-34,400,180.41
	-	-	-

" -"			
	503,122,764.89	207,696,607.80	710,819,372.69
	2019 1 1 2019 6 30		
	375,059,984.93	48,508,231.17	423,568,216.10
	-	38,705,308.00	38,705,308.00
" -"	-327,931.71	-75,005.02	-402,936.73
1.	360,339.50	86,931.91	447,271.41
2.	-688,271.21	-161,936.93	-850,208.14
	-	-	-
" -"			
	374,732,053.22	87,138,534.15	461,870,587.37

6.1 6.4

6.4**6.4.1**

(" ")

(" ")

(

“ ”) [2015]919
 270,946,626.82 ()
) 1500367 2015
 6 9

()
 ()
) ()
 ()
 0%-95%
 5%-100%
 3%
 5% ()
 ()+3%

6.4.2

(“ ”)

6.4.3

2020 6 30 2020

6.4.4

6.4.4.1

6.4.4.2

6.4.5

[2005]103

[2008]1

2008

9 18

[2012]85

2019 78

[2015]101

[2016]36

[2016]140

[2017]56

[2017]90

1) ()

3%

2)

3)

1

(1) 1 1 (1)

50%

1

20%

4) A 0.10% ()

6.4.6**6.4.6.1**

	2020 6 30
	108,959,879.24
	-
1	-
1-3	-
3	-
	-
	108,959,879.24

6.4.6.2

		2020 6 30		
		52,908,991.88	63,116,481.32	10,207,489.44
-		-	-	-
		286,080,436.73	290,197,886.50	4,117,449.77
		233,124,760.16	233,952,000.00	827,239.84
		519,205,196.89	524,149,886.50	4,944,689.61
		-	-	-
		-	-	-
		-	-	-
		572,114,188.77	587,266,367.82	15,152,179.05

6.4.6.3

/

/

6.4.6.4**6.4.6.4.1****6.4.6.4.2**

6.4.6.5

	2020 6 30
	9,556.38
	-
	-
	3,564.53
	6,808,524.84
	-
	-
	-
	-
	-
	80.55
	6,821,726.30

6.4.6.6**6.4.6.7**

	2020 6 30
	248,242.44
	359.99
	248,602.43

6.4.6.8

	2020 6 30
	-
	8.84
	-
	9,000.00
	24,863.02
	59,672.34
	93,544.20

6.4.6.9

A		
	2020 1 1	2020 6 30
	488,406,513.04	488,406,513.04
	33,255,707.97	33,255,707.97
("-")	-18,550,848.40	-18,550,848.40
- /	-	-
/	-	-
	-	-
("-")	-	-
	503,111,372.61	503,111,372.61

C		
	2020 1 1	2020 6 30
	6,493,019.94	6,493,019.94
	16,568.73	16,568.73
("-")	-6,498,196.39	-6,498,196.39
- /	-	-
/	-	-
	-	-
("-")	-	-
	11,392.28	11,392.28

6.4.6.10

A			
	106,916,444.62	55,316,683.39	162,233,128.01
	39,079,997.37	296,109.39	39,376,106.76
	4,336,476.23	1,746,444.53	6,082,920.76
	9,662,604.75	3,635,837.46	13,298,442.21
	-5,326,128.52	-1,889,392.93	-7,215,521.45
	-	-	-
	150,332,918.22	57,359,237.31	207,692,155.53

C			
	1,361,740.41	695,463.16	2,057,203.57
	87,352.93	-10,761.33	76,591.60
	-1,445,260.48	-684,082.42	-2,129,342.90
	5,446.40	824.87	6,271.27
	-1,450,706.88	-684,907.29	-2,135,614.17
	-	-	-
	3,832.86	619.41	4,452.27

6.4.6.11

	2020	1	1	2020	6	30
						73,043.91
						-
						-
						100,566.77
						2,407.60
						176,018.28

6.4.6.12**6.4.6.12.1**

	2020	1	1	2020	6	30
						343,201,009.55
						313,987,234.80
						29,213,774.75

6.4.6.13**6.4.6.13.1**

	2020	1	1	2020	6	30

---	3,066,622.99
---	-
---	-
	3,066,622.99

6.4.6.13.2 —

	2020 1 1	2020 6 30
		201,378,651.21
		195,985,258.59
		2,326,769.63
		3,066,622.99

6.4.6.13.3 —**6.4.6.13.4** —**6.4.6.13.5****6.4.6.14****6.4.6.14.1****6.4.6.15****6.4.6.15.1** —**6.4.6.15.2** —**6.4.6.16**

	2020 1 1	2020 6 30

	341,709.57
	-
	-
	341,709.57

6.4.6.17

	2020 1 1	2020 6 30
1.		285,348.06
---		1,727,166.33
---		-1,441,818.27
---		-
---		-
---		-
2.		-
---		-
3.		-
		-
		285,348.06

6.4.6.18

	2020 1 1	2020 6 30
		64,802.32
		64,802.32

30

30

3

75%

3

6

50%

6

25%

6.4.6.19

	2020 1 1	2020 6 30
		902,031.63
		1,125.00
		-

	-
	-
	903,156.63

6.4.6.20

	2020 1 1	2020 6 30
		24,863.02
		59,672.34
		-
		18,000.00
		2,149.08
		104,684.44

6.4.7**6.4.7.1****6.4.7.2****6.4.8****6.4.8.1****6.4.8.2**

"	"
"	"
"	"

6.4.9**6.4.9.1****6.4.9.1.1**

	2020 1 1		2020 6 30		2019 1 1		2019 6 30	
	142,857,521.22		27.73%		-			-

6.4.9.1.2

	2020 1 1		2020 6 30		2019 1 1		2019 6 30	
	53,575,986.80		22.73%		66,717,277.40		35.22%	

6.4.9.1.3**6.4.9.1.4****6.4.9.1.5**

	2020 1 1		2020 6 30		2019 1 1		2019 6 30	
	133,042.88		28.82%		-			-
	-		-		-			-

6.4.9.2**6.4.9.2.1**

	2020 1 1 30	2020 6	2019 1 1	2019 6 30
		2,015,038.54		1,359,840.80
		2,299.57		2,545.58

0.60%

H E ×

÷

H

E

6.4.9.2.2

	2020 1 1 30	2020 6	2019 1 1	2019 6 30
		335,839.74		226,640.08

0.10%

H E ×

÷

H

E

6.4.9.2.3

	2020 1 1			2020 6 30		
	A			C		

	-	0.17	0.17
	-	0.17	0.17
	2019 1 1 2019 6 30		
	A	C	
-	-	-	-
	-	-	-

A

C

0.25%

C

0.25%

H E × ÷

H C

E C

6.4.9.3

()

()

6.4.9.4**6.4.9.4.1****6.4.9.4.2****6.4.9.5****6.4.9.5.1****6.4.9.5.2**

6.4.9.6

	2020 1 1			2020 6 30			2019 1 1			2019 6 30		
				108,959,879.24		73,043.91			15,189,509.61		24,012.95	

2020 6 30

" " 2019 12 31

6.4.9.7**6.4.9.8**

5,007,640.83 2019 6
30 2019 1
1 2019 6 30 2019 1 1
2019 6 30 2019 6 30

6.4.10**6.4.11 2020 6 30****6.4.11.1 /**

6.4.11.1.1										
601816		2020 1 8	2020 7 16		4.88	6.17	906,536	4,423,895.68	5,593,327.12	-
688169		2020	2020		271.12	365.14	5,023	1,361,835.76	1,834,098.22	-

		2 13	8 21						
688208		2020 2 6	2020 8 13		24.36	54.23	14,165	345,059.40	768,167.95-
688085		2020 3 30	2020 10 9		20.96	67.62	8,807	184,594.72	595,529.34-
688189		2020 3 18	2020 9 28		34.94	50.21	6,833	238,745.02	343,084.93-
688080		2020 2 3	2020 8 12		27.63	86.78	2,233	61,697.79	193,779.74-
688398		2020 2 3	2020 8 11		24.12	54.47	3,246	78,293.52	176,809.62-
300843		2020 6 23	2020 7 2		10.01	10.01	751	7,517.51	7,517.51-
300840		2020 6 30	2020 7 8		5.94	5.94	1,185	7,038.90	7,038.90-
300846		2020 6 22	2020 7 1		3.37	3.37	1,131	3,811.47	3,811.47-

6.4.11.2**6.4.11.3****6.4.11.3.1**

6.4.11.3.2

6.4.11.4

6.4.12

6.4.12.1

"

"

6.4.12.2

10%

10%

6.4.12.2.1

	2020 6 30	2019 12 31
A-1	0.00	0.00
A-1	0.00	0.00
	60,200,000.00	69,297,060.80
	60,200,000.00	69,297,060.80

6.4.12.2.2**6.4.12.2.3**

	2020 6 30	2019 12 31
A-1	0.00	0.00
A-1	0.00	0.00
	0.00	9,916,000.00
	0.00	9,916,000.00

AA+

6.4.12.2.4

	2020 6 30	2019 12 31
AAA	366,223,349.60	387,694,759.50
AAA	88,068,070.90	58,898,917.20
	9,658,466.00	30,147,000.00
	463,949,886.50	476,740,676.70

6.4.12.2.5

6.4.12.2.6**6.4.12.3****6.4.12.3.1****6.4.12.4****6.4.12.4.1****6.4.12.4.1.1**

2020	6	6	6	-1	1-5	5		
------	---	---	---	----	-----	---	--	--

30						
	108,959,879.24	-	-	-	-	108,959,879.24
	8,322,189.16	-	-	-	-	8,322,189.16
	198,762.76	-	-	-	-	198,762.76
	96,602,799.10	263,357,205.30	164,189,882.10	-	63,116,481.32	587,266,367.82
	-	-	-	-	26,145.46	26,145.46
	-	-	-	-	6,821,726.30	6,821,726.30
	-	-	-	-	15,449.63	15,449.63
	214,083,630.26	263,357,205.30	164,189,882.10	-	69,979,802.71	711,610,520.37
	-	-	-	-	8,975.56	8,975.56
	-	-	-	-	345,392.88	345,392.88
	-	-	-	-	57,565.45	57,565.45
	-	-	-	-	2.22	2.22
	-	-	-	-	248,602.43	248,602.43
	-	-	-	-	37,064.94	37,064.94
	-	-	-	-	93,544.20	93,544.20
	-	-	-	-	791,147.68	791,147.68
	214,083,630.26	263,357,205.30	164,189,882.10	-	69,188,655.03	710,819,372.69
2019 12 31	6	6 -1	1-5	5		
	29,404,338.46	-	-	-	-	29,404,338.46
	1,274,784.84	-	-	-	-	1,274,784.84
	107,568.74	-	-	-	-	107,568.74
	82,381,124.90	85,717,645.90	387,854,966.70	-	186,515,630.07	742,469,367.57
	-	-	-	-	10,060,264.86	10,060,264.86
	-	-	-	-	159.87	159.87
	-	-	-	-	-	-
	113,167,816.94	85,717,645.90	387,854,966.70	-	196,576,054.80	783,316,484.34
	100,000,000.00	-	-	-	-	100,000,000.00
	-	-	-	-	23,350,809.70	23,350,809.70

	-	-	-	-	1,134.75	1,134.75
	-	-	-	-	279,576.03	279,576.03
	-	-	-	-	46,595.98	46,595.98
	-	-	-	-	1,788.66	1,788.66
	-	-	-	-	242,905.48	242,905.48
	-	-	-	-	-10,004.87	-10,004.87
	-	-	-	-	34,812.70	34,812.70
	-	-	-	-	179,001.35	179,001.35
	100,000,000.00	-	-	-	24,126,619.78	124,126,619.78
	13,167,816.94	85,717,645.90	387,854,966.70	-	172,449,435.02	659,189,864.56

6.4.12.4.1.2

		2020 6 30	2019 12 31	
	27	2,125,689.27	2,523,044.52	
	27	-2,125,689.27	-2,523,044.52	

6.4.12.4.2

6.4.12.4.3

VaR(Value at Risk)

6 30

6.4.12.4.3.1

	2020 6 30		2019 12 31	
		%		%
-	63,116,481.32	8.88	186,515,630.07	28.29
	-	-	-	-
	524,149,886.50	73.74	555,953,737.50	84.34
	-	-	-	-
	-	-	-	-
	-	-	-	-
	587,266,367.82	82.62	742,469,367.57	112.63

6.4.12.4.3.2

95%				
		2020 6 30		2019 12 31
		VaR 0.49% 2019 12 31 VaR 1.01%)	-3,496,382.10	-6,655,418.18

VaR

95%

2019

6.4.13

(1)

(a)

(b)

(i)

2020	6	30		
			125,504,737.02	452,256,833.88
			9,504,796.92	
(ii)				()
(iii)				
			3,073,287.79	0.00
			3,073,287.79	2,339,207.35
			6,694,121.89	0.00
9,504,796.92				
2,810,675.03				
(2)				

§7

7.1

			%
1		63,116,481.32	8.87
		63,116,481.32	8.87
2		-	-
3		524,149,886.50	73.66
		524,149,886.50	73.66
		-	-
4		-	-
5		-	-
6		-	-
		-	-
7		117,282,068.40	16.48
8		7,062,084.15	0.99
9		711,610,520.37	100.00

7.2

7.2.1

			(%)
A		-	-
B		-	-
C		36,606,356.67	5.15
D		12,766.32	0.00
E		-	-
F		-	-
G		5,593,327.12	0.79
H		-	-
I		1,340,461.47	0.19
J		14,250,553.74	2.00
K		4,313,100.00	0.61
L		-	-
M		-	-

N		999,916.00	0.14
O		-	-
P		-	-
Q		-	-
R		-	-
S		-	-
		63,116,481.32	8.88

7.2.2

7.3

1	300054		790,971	13,130,118.60	1.85
2	600030		242,500	5,846,675.00	0.82
3	601816		906,536	5,593,327.12	0.79
4	300059		231,860	4,683,572.00	0.66
5	000063		112,500	4,514,625.00	0.64
6	000002	A	165,000	4,313,100.00	0.61
7	600887		120,700	3,757,391.00	0.53
8	000100	TCL	604,900	3,750,380.00	0.53
9	002415		102,735	3,118,007.25	0.44
10	601318		34,600	2,470,440.00	0.35
11	002212		72,200	1,919,076.00	0.27
12	688169		5,023	1,834,098.22	0.26
13	300348		70,350	1,336,650.00	0.19
14	002008		36,737	1,320,695.15	0.19
15	600323		45,700	999,916.00	0.14
16	688208		14,165	768,167.95	0.11
17	603313		28,430	668,957.90	0.09
18	688085		8,807	595,529.34	0.08
19	601916		122,581	482,969.14	0.07
20	601077		73,955	349,067.60	0.05
21	688189		6,833	343,084.93	0.05
22	601818		64,700	231,626.00	0.03
23	600079		8,500	231,370.00	0.03

24	688080		2,233	193,779.74	0.03
25	601166		11,800	186,204.00	0.03
26	688398		3,246	176,809.62	0.02
27	603087		1,076	107,922.80	0.02
28	000672		3,800	89,718.00	0.01
29	300824		1,954	26,789.34	0.00
30	300842		455	18,527.60	0.00
31	600703		600	15,000.00	0.00
32	600956		2,533	12,766.32	0.00
33	300839		502	11,751.82	0.00
34	300843		751	7,517.51	0.00
35	300840		1,185	7,038.90	0.00
36	300846		1,131	3,811.47	0.00

7.4

7.4.1

2% 20

1	002008		13,356,894.89		2.03
2	600703		13,148,928.00		1.99
3	300059		12,985,270.00		1.97
4	002415		12,376,260.50		1.88
5	601601		10,029,174.00		1.52
6	000063		9,510,409.00		1.44
7	600323		8,253,787.01		1.25
8	600030		7,735,462.00		1.17
9	603799		7,170,390.28		1.09
10	600305		6,552,146.85		0.99
11	601816		6,319,848.88		0.96
12	002271		5,999,720.30		0.91
13	601688		5,998,959.00		0.91
14	300054		5,706,948.08		0.87
15	601318		5,601,172.00		0.85
16	600079		5,534,152.00		0.84
17	002212		5,263,516.00		0.80
18	300750		4,697,006.00		0.71

19	603313		4,414,573.50	0.67
20	000100	TCL	3,519,307.00	0.53

" "

7.4.2**2% 20**

1	601318		25,001,598.00	3.79
2	300054		18,534,559.99	2.81
3	600030		17,684,163.20	2.68
4	601166		15,782,705.70	2.39
5	600887		15,016,699.00	2.28
6	601601		14,674,959.00	2.23
7	600703		14,245,590.35	2.16
8	600079		14,182,945.07	2.15
9	603313		12,854,872.40	1.95
10	600305		12,157,124.60	1.84
11	000002	A	11,130,034.00	1.69
12	002008		10,973,324.50	1.66
13	300059		10,584,510.80	1.61
14	601818		9,845,304.00	1.49
15	600486		9,625,366.26	1.46
16	300750		9,074,306.26	1.38
17	002212		8,568,022.00	1.30
18	300348		7,918,176.54	1.20
19	002271		7,563,022.00	1.15
20	600323		7,320,525.00	1.11

" "

7.4.3

	188,860,919.72
	343,201,009.55

" " " "

7.5

1		-	-
2		-	-
3		80,490,466.00	11.32
		39,714,466.00	5.59
4		208,628,000.00	29.35
5		30,144,000.00	4.24
6		132,976,000.00	18.71
7		71,911,420.50	10.12
8		-	-
9		-	-
10		524,149,886.50	73.74

7.6

1	101800745	18	MTN001	400,000	41,212,000.00	5.80
2	1822018	18	01	400,000	40,776,000.00	5.74
3	143580	18	01	350,000	35,581,000.00	5.01
4	143787	18	07	300,000	30,531,000.00	4.30
5	011903073	19	SCP001	300,000	30,144,000.00	4.24

7.7

7.8

7.9

7.10

7.10.1

7.10.2**7.11****7.11.1****7.11.2****7.11.3****7.12****7.12.1****7.12.2****7.12.3**

1		198,762.76
2		26,145.46
3		-
4		6,821,726.30
5		15,449.63
6		-
7		-
8		-
9		7,062,084.15

7.12.4

1	110059	6,757,747.50	0.95

2	128080		3,778,020.00	0.53
3	113013		3,428,356.50	0.48
4	113554		3,397,305.60	0.48
5	113022		3,326,700.00	0.47
6	113558		2,847,780.80	0.40
7	113518		2,801,298.00	0.39
8	113545		2,459,422.20	0.35
9	113020		2,140,684.00	0.30

7.12.5

				%	
1	601816		5,593,327.12	0.79	

7.12.6

§8

8.1

	()					
A	280	1,796,826.33	501,800,019.18	99.74%	1,311,353.43	0.26%
C	21	542.49	0.00	0.00%	11,392.28	100.00%
	301	1,671,504.20	501,800,019.18	99.74%	1,322,745.71	0.26%

8.2

	A	0.00	0.00%
	C	0.00	0.00%
		0.00	0.00%

8.3

	A	0
	C	0
		0
	A	0
	C	0
		0

§ 9

	A	C
2015年6月9日	270,946,626.82	-
	488,406,513.04	6,493,019.94
	33,255,707.97	16,568.73
:	18,550,848.40	6,498,196.39
"_"	-	-
	503,111,372.61	11,392.28

§10

10.1

10.2

10.2.1

10.2.2

10.3

10.4

10.5

10.6

10.7

10.7.1

	1	145,970,972.80	28.33%	135,942.34	29.45%	-
	2	142,857,521.22	27.73%	133,042.88	28.82%	-
	2	135,084,805.07	26.22%	125,804.51	27.26%	-
	1	91,299,223.89	17.72%	66,767.10	14.47%	-
	1	-	-	-	-	-
	3	-	-	-	-	-

	1	-	-	-	-	-
	1	-	-	-	-	-
	1	-	-	-	-	-
	1	-	-	-	-	-
	1	-	-	-	-	-
	1	-	-	-	-	-
	1	-	-	-	-	-
	2	-	-	-	-	-
	1	-	-	-	-	-
	1	-	-	-	-	-
	1	-	-	-	-	-
	1	-	-	-	-	-
	1	-	-	-	-	-

1

2

1998 29

2007 48

1

1

2

3

4

2

10.7.2

--	--	--	--

5			2020 3 13
6			2020 3 17
7			2020 3 23
8	2019		2020 3 25
9	1	2020	2020 4 22
10	2020		2020 4 22
11		2019	2020 4 27
12	2019		2020 4 27
13			2020 5 7
14			2020 6 3
15			2020 6 3
16			2020 6 10

17			2020 6 15
18			2020 6 29
19	2020 1		2020 6 30

§11
11.1**20%**

		20%					
	1	2020 1 1 2020 6 30	373,361,572.05	0.00	0.00	373,361,572.05	74.21%
	-	-	-	-	-	-	-
1							
2							
3							

11.2

§12

12.1

- 1
- 2
- 3
- 4
- 5
- 6

12.2

12.3

<http://www.cxfund.com.cn>

2020 8 29