

2021 1

2021 3 31

2021 4 21

**§1**

2021 4 19

2021 1 1      2021 3 31

**§2**

	519989		
	2008 12 29		
	1,728,507,700.91		
	20%		
	× 90%+	800	× 10%
	C	E	A
	LFC	-	-
	519989	004651	005991

	1, 273, 256, 607. 75	1, 520, 562. 85	453, 730, 530. 31

### §3

#### 3.1

	2021 1 1	2021 3 31	
	C	E	A
1	14, 777, 033. 56	16, 543. 28	4, 589, 715. 28
2	-35, 943, 829. 55	-3, 438. 99	-2, 947, 542. 73
3	-0. 0215	-0. 0023	-0. 0073
4	1, 889, 742, 249. 60	1, 978, 856. 84	590, 270, 297. 67
5	1. 484	1. 301	1. 301

1

2

#### 3.2

##### 3.2.1

C

	-0. 13%	0. 46%	0. 65%	0. 16%	-0. 78%	0. 30%
	3. 91%	0. 40%	2. 93%	0. 14%	0. 98%	0. 26%
	10. 87%	0. 40%	4. 18%	0. 14%	6. 69%	0. 26%
	15. 93%	0. 43%	17. 73%	0. 14%	-1. 80%	0. 29%
	17. 30%	0. 40%	22. 26%	0. 13%	-4. 96%	0. 27%
	149. 13%	0. 45%	75. 50%	0. 17%	73. 63%	0. 28%

E

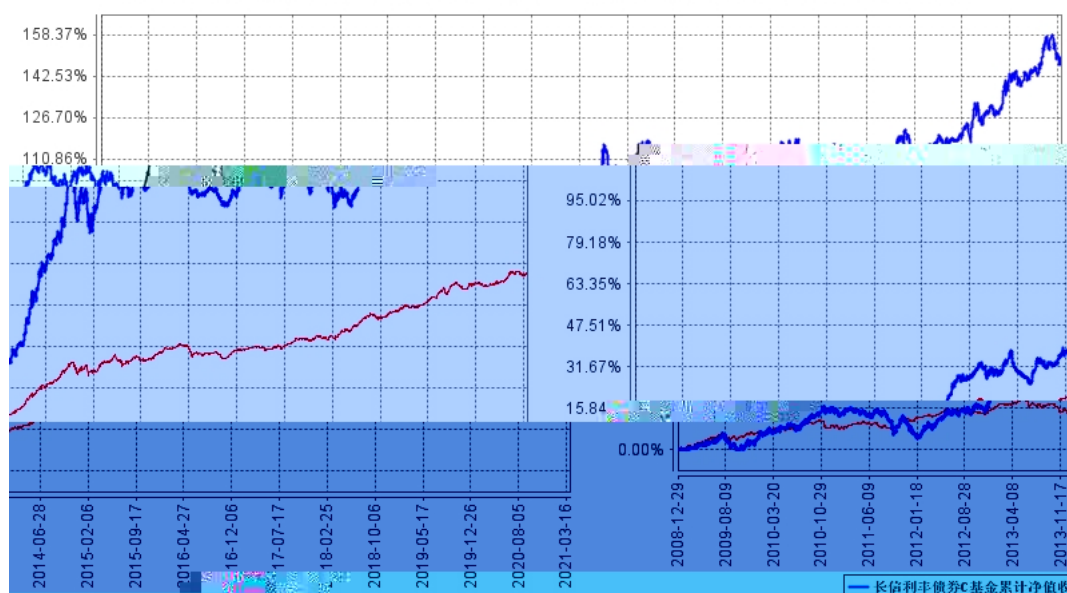
	-0.15%	0.46%	0.65%	0.16%	-0.80%	0.30%
	4.28%	0.39%	2.93%	0.14%	1.35%	0.25%
	11.34%	0.40%	4.18%	0.14%	7.16%	0.26%
	16.39%	0.43%	17.73%	0.14%	-1.34%	0.29%
	23.38%	0.43%	22.68%	0.13%	0.70%	0.30%

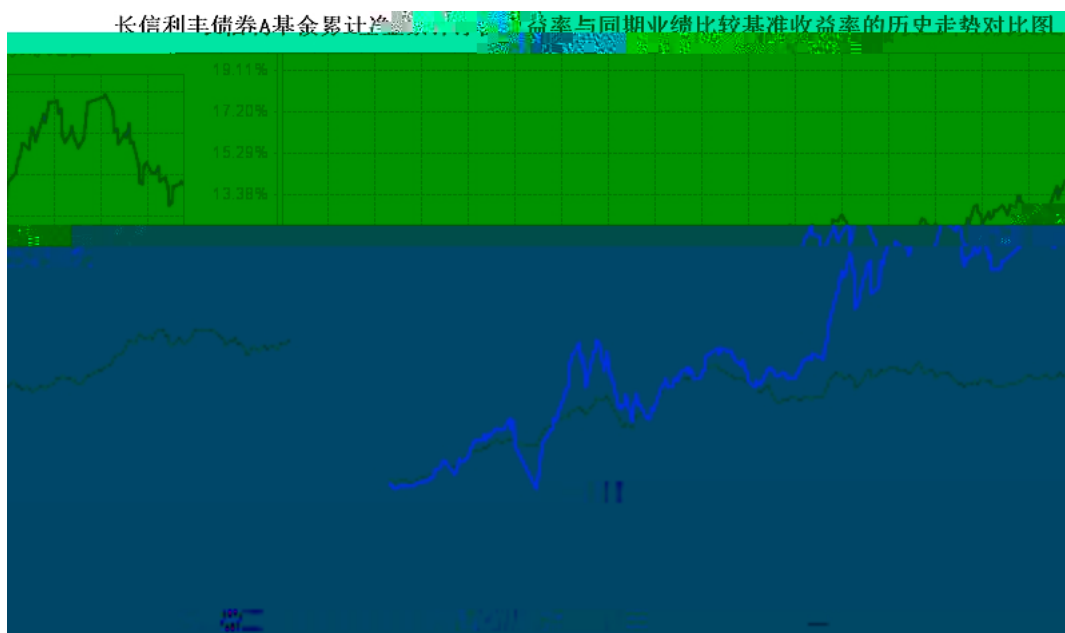
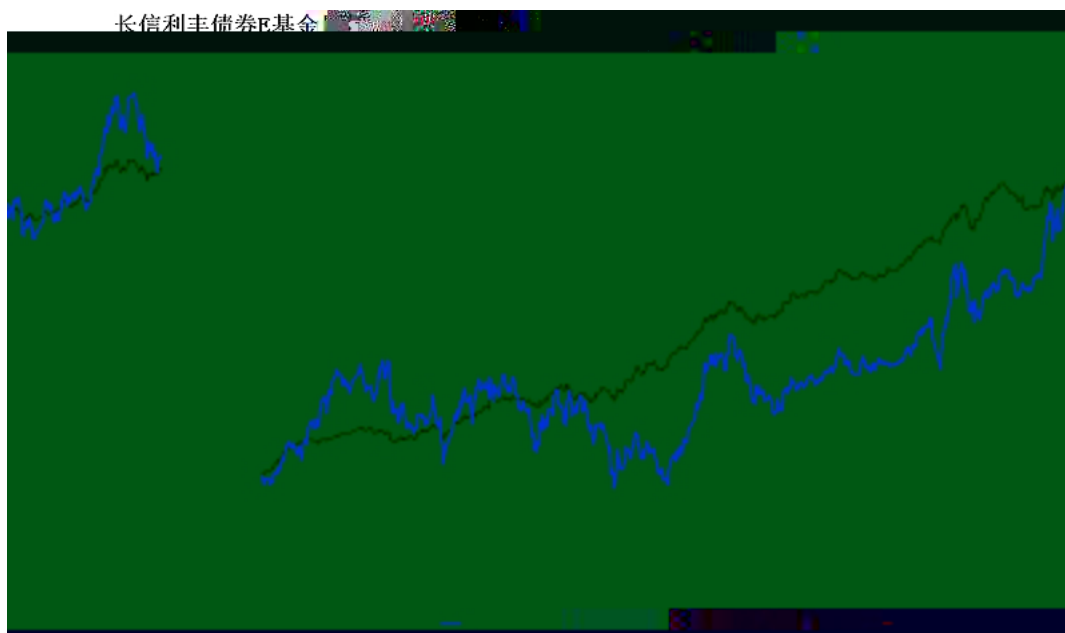
A

	-0.08%	0.46%	0.65%	0.16%	-0.73%	0.30%
	4.12%	0.39%	2.93%	0.14%	1.19%	0.25%
	11.37%	0.40%	4.18%	0.14%	7.19%	0.26%
	14.82%	0.43%	7.61%	0.14%	7.21%	0.29%

3.2.2

长信利丰债券C基金累计净值收益率与同期业绩比较基准收益率的历史走势对比图





1		2017	5	19				
	C		E		2019	11	19	
	A							
2		A		2019	11	19		2021
	C	2008	12	29	2021	3	31	E
2017	5	19		2021	3	31		
3							6	

## §4

## 4.1

		2018 12 5	-	22	2018 7 50 6
6					
		2019 6 26	-	6	2017 5

---

	6				6
--	---	--	--	--	---

1

2

## 4.2

## 4.3

### 4.3.1

### 4.3.2

5%

### 4.4

500

"

"

**4.5**

2021	3	31	C	1.484	2.141
			C	-0.13%	E
				E	1.301
				E	-0.15%
1.301				A	-0.08%
		1.538			
					0.65%

**4.6****§5****5.1**

			%
1		485,951,429.46	16.92
		485,951,429.46	16.92
2		-	-
3		2,173,462,867.39	75.66
		2,173,462,867.39	75.66
		-	-
4		-	-
5		-	-
6		-	-
		-	-
7		56,008,587.62	1.95
8		157,358,089.26	5.48
9		2,872,780,973.73	100.00

**5.2****5.2.1**

			(%)
--	--	--	-----

A		-	-
B		16,354,000.00	0.66
C		309,320,941.53	12.46
D		-	-
E		-	-
F		-	-
G		7,709,782.18	0.31
H		-	-
I		43,817,899.95	1.77
J		108,748,805.80	4.38
K		-	-
L		-	-
M		-	-
N		-	-
O		-	-
P		-	-
Q		-	-
R		-	-
S		-	-
		485,951,429.46	19.58

## 5.2.2

## 5.3

1	300054		6,253,797	101,624,201.25	4.09
2	002415		1,077,300	60,221,070.00	2.43
3	300253		2,670,195	43,817,899.95	1.77
4	601166		1,557,500	37,520,175.00	1.51
5	600309		257,433	27,184,924.80	1.10
6	601233		1,157,951	23,911,688.15	0.96
7	601818		4,419,500	18,031,560.00	0.73
8	601899		1,700,000	16,354,000.00	0.66
9	601838		1,330,800	14,984,808.00	0.60
10	601601		373,700	14,140,808.00	0.57

**5.4**

1		147,851,596.70	5.96
2		-	-
3		425,450,000.00	17.14
		410,623,000.00	16.54
4		595,367,600.00	23.99
5		120,285,000.00	4.85
6		483,343,000.00	19.47
7		371,255,670.69	14.96
8		-	-
9		29,910,000.00	1.21
10		2,173,462,867.39	87.57

**5.5**

1	190202	19	02	2,200,000	220,638,000.00	8.89
2	019645	20	15	857,050	86,039,249.50	3.47
3	019640	20	10	618,270	61,802,269.20	2.49
4	101900336	19	MTN001	500,000	50,370,000.00	2.03
5	143381	18	02	500,000	50,210,000.00	2.02

**5.6****5.7****5.8**

5.9

5.9.1

5.9.2

5.9.3

5.10

5.10.1

		300054. SZ_	2020	11	17	
						2019
5	28					
			1	2		
14	/					2020 5
30						2020
5	28		94			976.93
					9,023.07	
90.23%						2018 11
	1.4					
		2018	11		16.2	
2020	12.4					
					2020	12 25
					2020	67

:

" "

4880

**5.10.2****5.10.3**

1		244,710.48
2		127,501,557.56
3		-
4		29,551,211.83
5		60,609.39
6		-
7		-
8		157,358,089.26

**5.10.4**

			( )	
1	132018	G EB1	47,743,046.40	1.92

2	113011		38,277,819.00	1.54
3	128129		25,273,269.99	1.02
4	110073		23,910,777.00	0.96
5	113013		20,609,752.80	0.83
6	110059		13,388,999.00	0.54
7	132009	17 EB	13,266,500.00	0.53
8	113602	20	12,362,454.00	0.50
9	113034		11,738,297.50	0.47
10	127020		9,546,557.64	0.38
11	128126	2	8,694,881.79	0.35
12	110065		8,658,650.00	0.35
13	123058		7,881,695.97	0.32
14	128121		5,957,184.57	0.24
15	110053		5,637,000.00	0.23
16	110034		5,188,841.60	0.21
17	128109		3,154,200.00	0.13
18	110047		2,950,428.80	0.12
19	123002		2,172,600.00	0.09
20	128022		1,706,670.80	0.07
21	128029		1,404,060.00	0.06
22	113594		1,160,265.60	0.05
23	128114		379,872.50	0.02

**5.10.5****5.10.6****§6**

	C	E	A
	1,177,014,379.88	1,506,386.62	338,913,558.87
	1,168,132,262.30	14,245.01	164,394,681.43
:	1,071,890,034.43	68.78	49,577,709.99
"_"	-	-	-
	1,273,256,607.75	1,520,562.85	453,730,530.31

**§7**

7.1

7.2

**§8**

8.1

**20%**

20%

8.2

**§9**

9.1

1

2

3

4

5

6

**9.2**

**9.3**

<http://www.cxfund.com.cn>

2021 4 21