

2021 4

2021 12 31

2022 1 24

§1

2022 1 20

2021 10 1 2021 12 31

§2

	519949		
	2016 11 10		
	239,962,655.61		
	M2	GDP	CPI
	300	*50%+	*50%
	A	C	E
	CXLXA	-	-

	519949	007293	007294
	5,193,230.26	3,787,489.95	230,981,935.40

§3

3.1

	2021 10 1	2021 12 31	
	A	C	E
1	159,880.07	85,028.86	7,151,433.52
2	311,930.39	113,127.89	14,409,604.94
3	0.0564	0.0477	0.0568
4	7,462,394.04	5,359,005.40	328,540,984.43
5	1.437	1.415	1.422

1

2

3.2

3.2.1

A

	4.13%	0.38%	1.44%	0.39%	2.69%	-0.01%
	3.38%	0.40%	-1.16%	0.51%	4.54%	-0.11%
	4.51%	0.45%	0.30%	0.59%	4.21%	-0.14%
	40.20%	0.39%	38.57%	0.64%	1.63%	-0.25%
	54.10%	0.43%	38.56%	0.59%	15.54%	-0.16%
	52.25%	0.43%	36.43%	0.59%	15.82%	-0.16%

C

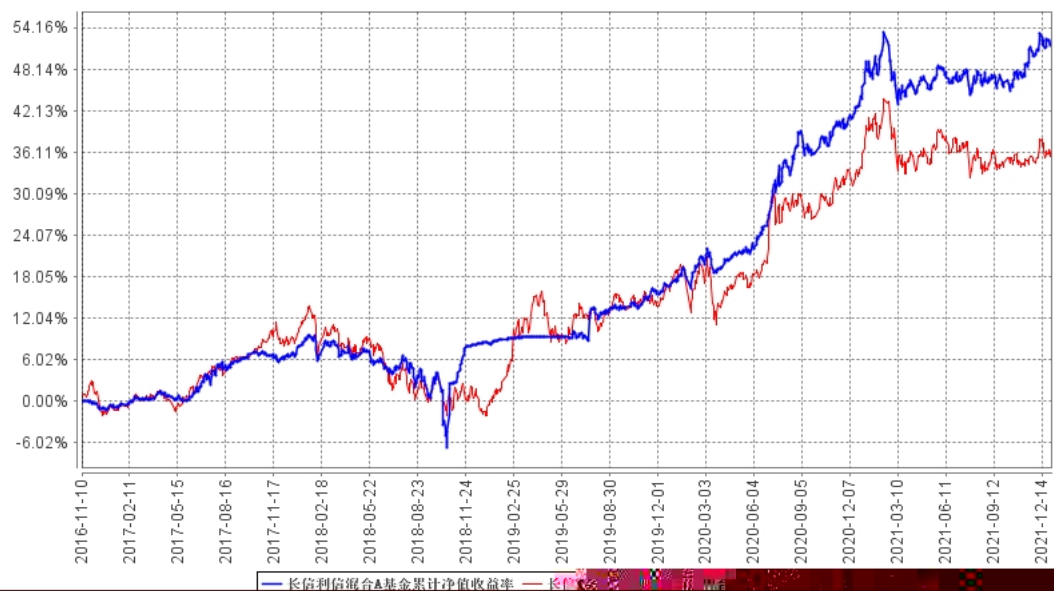
	4.04%	0.39%	1.44%	0.39%	2.60%	0.00%
	3.13%	0.41%	-1.16%	0.51%	4.29%	-0.10%
	4.20%	0.45%	0.30%	0.59%	3.90%	-0.14%
	37.11%	0.41%	19.11%	0.62%	18.00%	-0.21%

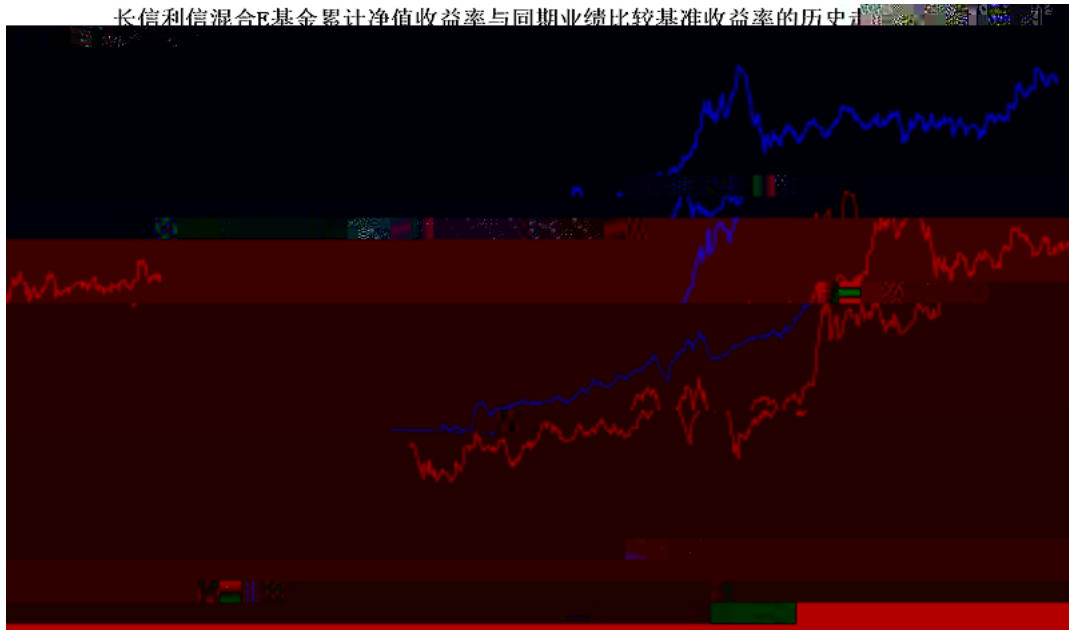
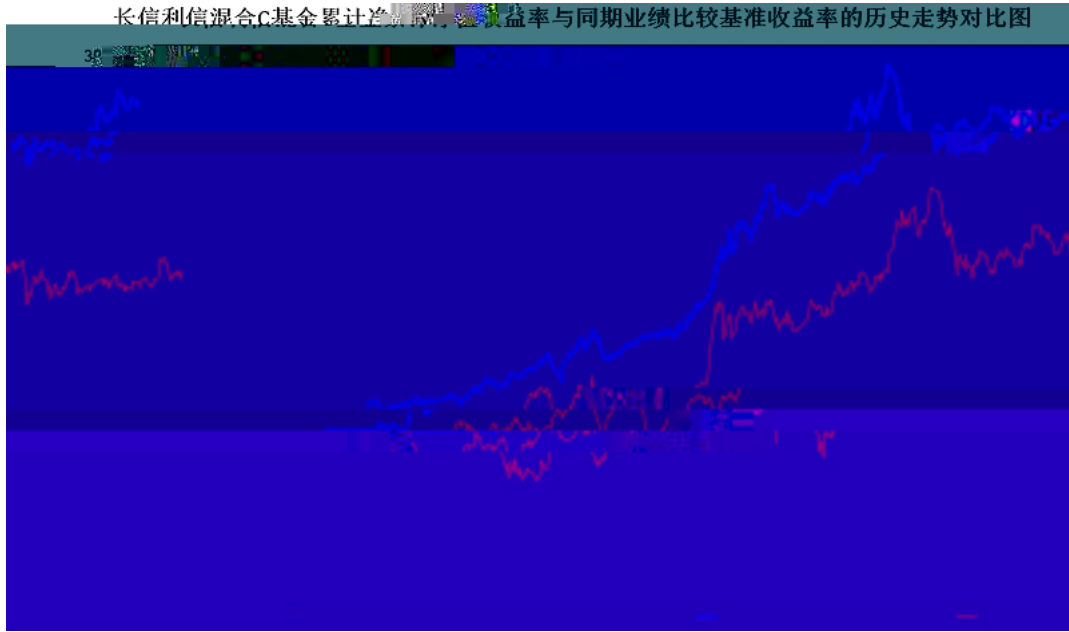
E

	4.10%	0.38%	1.44%	0.39%	2.66%	-0.01%
	3.34%	0.41%	-1.16%	0.51%	4.50%	-0.10%
	4.48%	0.45%	0.30%	0.59%	4.18%	-0.14%
	37.79%	0.41%	19.11%	0.62%	18.68%	-0.21%

3.2.2

长信利信混合A基金累计净值收益率与同期业绩比较基准收益率的历史走势对比图





1	2019	4	25								
	A		C	E							
2			A		2016	11	10	2021	12	31	C
		2019	4	25				2021	12	31	E
2019	4	25				2021	12	31			
3										6	

§4

4.1

		2021 6	7 -	14	2007 7
		2021 7	9 -	7	

					2016 7
--	--	--	--	--	--------

1

2

4.2

4.3

4.3.1

4.3.2

5%

4.4

2
15-20%

+

1 2
3 5000 /

8-9

4.5

2021	12	31	A	1.437	1.497
			A	4.13%	C 1.415
				C 4.04%	E
1.415					
1.422		1.422		E	4.10%
		1.44%			

4.6

§5

5.1

			%
1		109,609,564.86	32.06
		109,609,564.86	32.06

2		-	-
3		197,385,956.50	57.73
		197,385,956.50	57.73
		-	-
4		-	-
5		-	-
6		10,000,000.00	2.92
		-	-
7		20,714,175.97	6.06
8		4,213,888.82	1.23
9		341,923,586.15	100.00

5.2

5.2.1

			(%)
A		-	-
B		-	-
C		61,353,825.36	17.97
D		3,361,432.00	0.98
E		4,713.80	0.00
F		33,913.82	0.01
G		27,036,498.00	7.92
H		-	-
I		1,814,228.16	0.53
J		-	-
K		15,822,105.00	4.63
L		-	-
M		182,848.72	0.05
N		-	-
O		-	-
P		-	-
Q		-	-
R		-	-
S		-	-
		109,609,564.86	32.11

5.2.2

5.3

5.3.1

1	603128		782,400	10,703,232.00	3.14
2	002475		216,800	10,666,560.00	3.12
3	002120		488,100	9,986,526.00	2.93
4	002415		174,887	9,150,087.84	2.68
5	300750		13,900	8,173,200.00	2.39
6	600519		3,898	7,990,900.00	2.34
7	600048		470,700	7,357,041.00	2.16
8	600233		380,500	6,346,740.00	1.86
9	603236		27,200	5,546,080.00	1.62
10	001979		335,200	4,471,568.00	1.31

5.4

1		-	-
2		-	-
3		125,844,956.50	36.87
		75,267,956.50	22.05
4		20,476,000.00	6.00
5		-	-
6		50,750,000.00	14.87
7		315,000.00	0.09
8		-	-
9		-	-
10		197,385,956.50	57.82

5.5

1	210203	21 03	300,000	30,633,000.00	8.97
2	2128010	21	300,000	30,585,000.00	8.96
3	190215	19 15	200,000	20,500,000.00	6.01
4	152255	19 01	200,000	20,476,000.00	6.00
5	190207	19 07	200,000	20,064,000.00	5.88

5.6**5.7****5.8****5.9****5.9.1****5.9.2****5.10****5.10.1****5.10.2****5.10.3**

5.11

5.11.1

2021 3 30

2021 40

1 3

10

12

2021 9 7

0152021022

0152021061

2021 9 28

2021 5

2005

2005

2005

"

100

300

5

"

2021 10 14

{2021}5

12 16

2017

"

"

2017

2017

2018 5 2

2018 5 4

2017

2017

2005

2005

2005

"

100

300

5

"

5.11.2

5.11.3

1		41,686.84

2		1,187,054.03
3		-
4		2,984,738.25
5		409.70
6		-
7		-
8		4,213,888.82

5.11.4**5.11.5****5.11.6****§6**

	A	C	E
	6,213,994.75	1,902,053.05	264,517,791.01
	3,292.11	2,214,685.32	10,525,614.04
:	1,024,056.60	329,248.42	44,061,469.65
"_"	-	-	-
	5,193,230.26	3,787,489.95	230,981,935.40

§7**7.1****7.2**

§8

8.1

20%

		20%					
1	2021 10						
	1						
2	2021 12						
	31						
	2021 10						
	1						
	2021 12						
	31						
-	-		-	-	-	-	-
1							
2							
3							

8.2

§9

9.1

1

2

3

4

5

6

9.2

9.3

2022 1 24