

2021

2021 12 31

2022 3 31

§ 1

1.1

“ ”

2022 3 29

2021 1 1 2021 12 31

1.2		
§ 1	2
1.1	2
1.2	3
§2	5
2.1	5
2.2	5
2.3	5
2.4	6
2.5	6
§ 3	7
3.1	7
3.2	10
3.3	12
§4	14
4.1	14
4.2	16
4.3	17
4.4	18
4.5	18
4.6	18
4.7	19
4.8	19
4.9	20
§5	21
5.1	21
5.2	21
5.3	21
§6	22
6.1	22
6.2	22
§7	24
7.1	24
7.2	25
7.3	26
7.4	27
§8	51
8.1	51
8.2	51
8.3	51
8.4	51
8.5	52
8.6	52
8.7	52

8.8	52
8.9	53
8.10	53
8.11	53
§ 9	55
9.1	55
9.2	55
9.3	55
§ 10	57
§ 11	58
11.1	58
11.2	58
11.3	58
11.4	58
11.5	58
11.6	58
11.7	59
11.8	60
§ 12	65
12.1	20%	65
12.2	65
§ 13	66
13.1	66
13.2	66
13.3	66

§2

2.1

	CX	
	519973	
	2013 11 29	
	242,780,815.40	
		A C
	CX A	CX C
	519973	519972
	231,489,629.64	11,291,185.76

2.2

		× 1.3+1.1%
	1	
	2	
	3	
	4	
	5	
	6	
	7	
	(
		× 1.3+1.1%

2.3

	021-61009999	010-66105799
	zhouyg@cxfund.com.cn	custody@i cbc.com.cn
	4007005566	95588
	021-61009800	010-66105798
	68 9	55
	68 9	55
	200120	100140

2.4

	www.cxfund.com.cn
	68 9
	55

2.5

		222 30
		17

§ 3

3.1

3.1. 1	2021		2020		2019	
	A	C	A	C	A	C
	9,640,787.01	372,874.00	16,727,860.71	1,305,460.05	21,571,545.71	1,341,290.70
	12,531,333.80	559,446.15	11,780,899.59	886,848.25	21,816,124.90	1,390,817.41
	0.0532	0.0437	0.0436	0.0382	0.0631	0.0541
	5.05%	4.16%	4.11%	3.60%	5.97%	5.14%

	5.29%	4.87%	3.98%	3.57%	6.00%	5.57%
3.1. 2	2021		2020		2019	
	12,146,621.1 9	498,371.56	15,895,984.4 0	1,300,659.9 5	17,830,674.0 2	1,285,941.8 4
	0.0525	0.0441	0.0603	0.0564	0.0526	0.0481

	248,999,977. 01	12,052,454. 41	282,632,335. 49	24,622,531. 61	367,236,169. 72	28,817,668. 79
	1.0756	1.0674	1.0716	1.0679	1.0834	1.0789
3.1. 3	2021		2020		2019	
	69.21%	63.71%	60.71%	56.11%	54.56%	50.73%

1

2

3

3.2

3.2.1

A

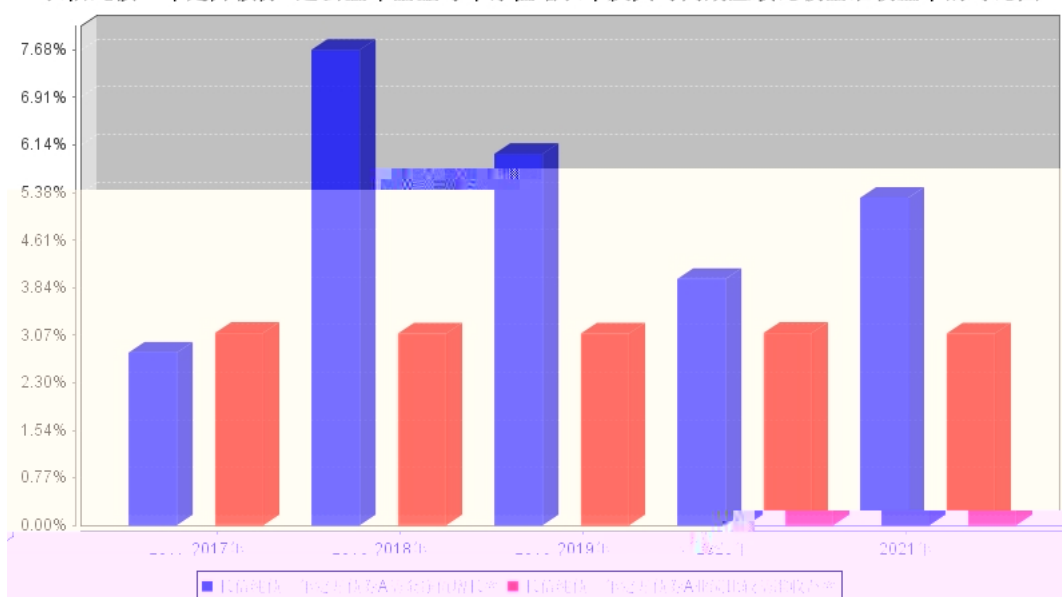
	1.00%	0.05%	0.77%	0.01%	0.23%	0.04%
	2.78%	0.05%	1.55%	0.01%	1.23%	0.04%
	5.29%	0.05%	3.10%	0.01%	2.19%	0.04%
	16.05%	0.07%	9.59%	0.01%	6.46%	0.06%
	28.46%	0.07%	16.49%	0.01%	11.97%	0.06%
	69.21%	0.10%	31.76%	0.01%	37.45%	0.09%

C

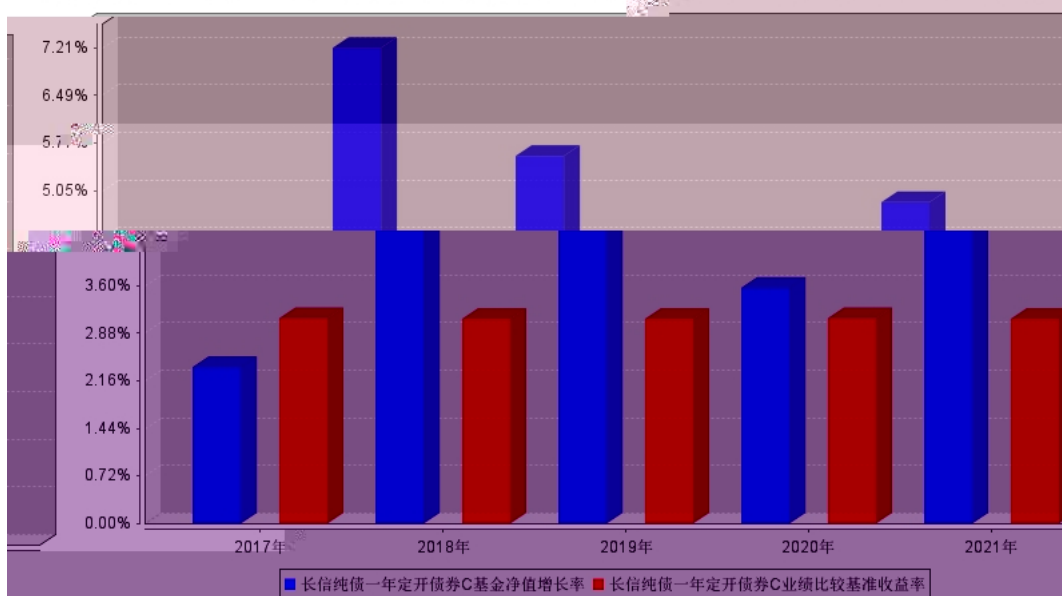
	0.90%	0.05%	0.77%	0.01%	0.13%	0.04%
	2.58%	0.05%	1.55%	0.01%	1.03%	0.04%
	4.87%	0.05%	3.10%	0.01%	1.77%	0.04%
	14.66%	0.07%	9.59%	0.01%	5.07%	0.06%
	25.85%	0.07%	16.49%	0.01%	9.36%	0.06%
	63.71%	0.10%	31.76%	0.01%	31.95%	0.09%

3.2.3

长信纯债一年定开债券A过去五年基金每年净值增长率及其与同期业绩比较基准收益率的对比图



长信纯债一年定开债券C过去五年基金每年净值增长率及其与同期业绩比较基准收益率的对比图



3.3

A					
	10				
2021	0.500	12,620,020.33	567,723.34	13,187,743.67	
2020	0.530	11,439,878.01	6,525,233.51	17,965,111.52	
2019	0.560	17,132,537.79	6,784,806.27	23,917,344.06	
	1.590	41,192,436.13	13,877,763.12	55,070,199.25	

C					
	10				
2021	0.500	571,656.87	581,232.58	1,152,889.45	
2020	0.480	827,844.03	454,242.44	1,282,086.47	
2019	0.510	476,187.12	318,003.75	794,190.87	
	1.490	1,875,688.02	1,353,478.77	3,229,166.79	

4.8

FOF

300

FOF 50

1-3

87

FOF

6

30

FOF

4.1.2

		2020	5	-	13	2019
		15			7	

	(LOF)	2020 7 9	-	8	5 2016 (LOF)

1

2

4.2

4.3

4.3.1

1

2

1

2

5 1

3

4

5


4.3.2

4.3.3

4.7

4.8

A



1	2021 2 8	-	2021 2 8	0.500	12,620,020.33	567,723.34	13,187,743.67	
	-	-		0.500	12,620,020.33	567,723.34	13,187,743.67	

C

				10				
1	2021 2 8	-	2021 2 8	0.500	571,656.87	581,232.58	1,152,889.45	
	-	-		0.500	571,656.87	581,232.58	1,152,889.45	

1

1

100%

2

A

C

3

4

5

4.9

§5

5.1

5.2

5.3

2021

	()
	(1)
	(2)
	(3)
	(4)
	(5) ()
	222 30
	2022 3 28

§7

7.1

2021 12 31

		2021 12 31	2020 12 31
	7.4.7.1	434,726.17	1,502,103.57
		536,770.38	760,901.52
		-	1,027.50
	7.4.7.2	344,770,500.00	351,869,915.30
		-	-
		-	-
		344,770,500.00	351,869,915.30
		-	-
		-	-
	7.4.7.3	-	-
	7.4.7.4	-	-
		-	-
	7.4.7.5	5,701,407.63	4,563,444.68
		-	-
		-	-
		-	-
	7.4.7.6	-	-
		351,443,404.18	358,697,392.57
		2021 12 31	2020 12 31
		-	-
		-	-
	7.4.7.3	-	-
		89,975,341.03	51,019,834.97
		15,628.59	5,913.53
		-	-
		132,661.09	155,425.73
		22,110.18	25,904.29
		4,083.87	8,304.95
	7.4.7.7	7,960.14	11,784.24
		28,606.51	46,008.35
		35,581.35	349.41

		-	-
		-	-
	7.4.7.8	169,000.00	169,000.00
		90,390,972.76	51,442,525.47
	7.4.7.9	242,780,815.40	286,812,656.83
	7.4.7.10	18,271,616.02	20,442,210.27
		261,052,431.42	307,254,867.10
		351,443,404.18	358,697,392.57

2021 12 31

A

1.0756

C 1.0674

242,780,815.40

A 231,489,629.64

C 11,291,185.76

7.2

2021 1 1 2021 12 31

		2021 1 1 2021 12 31	2020 1 1 2020 12 31
		17,278,091.35	18,514,528.02
1.		14,560,656.26	21,744,715.28
	7.4.7.11	26,748.60	59,543.97
		14,454,145.12	21,681,550.68
		-	-
		79,762.54	3,620.63
		-	-
		-	-
2.	" -"	-362,528.53	2,133,232.48
	7.4.7.12	-	-
		-	-
	7.4.7.13	-362,528.53	2,133,232.48
	7.4.7.13.5	-	-
	7.4.7.14	-	-
	7.4.7.15	-	-
	7.4.7.16	-	-
3.	7.4.7.17	3,077,118.94	-5,365,572.92
" -"			
4.	" -"	-	-

5.	" -"	7.4.7.18	2,844.68	2,153.18
			4,187,311.40	5,846,780.18
1		7.4.10.2.1	1,573,398.12	1,880,394.17
2		7.4.10.2.2	262,233.05	313,398.98
3		7.4.10.2.3	54,485.16	98,843.13
4		7.4.7.19	11,034.93	7,054.33
5			2,029,867.45	3,261,660.39
			2,029,867.45	3,261,660.39
6			44,534.17	77,447.57
7		7.4.7.20	211,758.52	207,981.61
	" -"		13,090,779.95	12,667,747.84
			-	-
	" -"		13,090,779.95	12,667,747.84

7.3

2021 1 1 2021 12 31

	2021 1 1 2021 12 31		
	286,812,656.83	20,442,210.27	307,254,867.10
	-	13,090,779.95	13,090,779.95
" -"	-44,031,841.43	-920,741.08	-44,952,582.51
1.	1,759,821.28	33,607.39	1,793,428.67
2.	-45,791,662.71	-954,348.47	-46,746,011.18
	-	-14,340,633.12	-14,340,633.12
" -"			

	242,780,815.40	18,271,616.02	261,052,431.42
	2020 1 1 2020 12 31		
	365,674,501.33	30,379,337.18	396,053,838.51
	-	12,667,747.84	12,667,747.84
" _"	-78,861,844.50	-3,357,676.76	-82,219,521.26
1.	57,679,051.32	2,525,196.30	60,204,247.62
2.	-136,540,895.82	-5,882,873.06	-142,423,768.88
	-	-19,247,197.99	-19,247,197.99
" _"			
	286,812,656.83	20,442,210.27	307,254,867.10

7.1 7.4

7.4**7.4.1**

(" ")

(" ")

(" ") [2013]911

303,045,141.71

()

1300470

2013 11 29

()

80%

(

)

5%

() × 1.3 + 1.1%

7.4.2

(" ")

7.4.3

2021 12 31

2021

7.4.4

7.4.4.1

1 1 12 31
28 66

7.4.4.2

7.4.4.3

1)

2)

7.4.4.4

(

)

7.4.4.5

- 1) (
- 2))
- 3)
- 4)

7.4.4.6

7.4.4.7

7.4.4.8

()

()

7.4.4.9 / ()

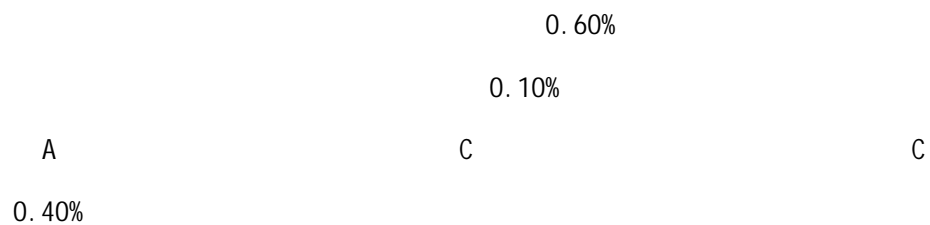
-

-

()

-

7.4.4.10



7.4.4.11

1

1

100%

2

A

C

3

4

5

7.4.4.12

7.4.4.13

<

2015 1

> ([2014]24)

()

7.4.5

7.4.5.1

7.4.5.2

7.4.5.3

7.4.6

		[2008]1	
	[2016]36		[2016]140
			[2017]56
		[2017]90	
1)	()
		3%	
2)			

7.4.7

7.4.7.1

	2021	12	31	2020	12	31
			434,726.17			1,502,103.57
			-			-
1			-			-
1-3			-			-
3			-			-
			-			-
			434,726.17			1,502,103.57

7.4.7.2

	2021			12	31
		-		-	-
-		-		-	-
	88,760,068.50		89,601,000.00		840,931.50
	254,632,648.55		255,169,500.00		536,851.45

		343,392,717.05	344,770,500.00	1,377,782.95
		-	-	-
		-	-	-
		-	-	-
		343,392,717.05	344,770,500.00	1,377,782.95
		2020 12 31		
		-	-	-
	-	-	-	-
		77,231,324.17	76,187,104.60	-1,044,219.57
		276,337,927.12	275,682,810.70	-655,116.42
		353,569,251.29	351,869,915.30	-1,699,335.99
		-	-	-
		-	-	-
		-	-	-
		353,569,251.29	351,869,915.30	-1,699,335.99

7.4.7.3 /

/

7.4.7.4

7.4.7.4.1

7.4.7.4.2

7.4.7.5

	2021 12 31	2020 12 31
	306.07	570.50
	-	-
	-	-
	241.50	342.40
	5,700,860.06	4,562,531.28
	-	-
	-	-
	-	-
	-	-

	-	-
	-	0.50
	5,701,407.63	4,563,444.68

7.4.7.6**7.4.7.7**

	2021 12 31	2020 12 31
	-	-
	7,960.14	11,784.24
	7,960.14	11,784.24

7.4.7.8

	2021 12 31	2020 12 31
	-	-
	-	-
	-	-
	9,000.00	9,000.00
	40,000.00	40,000.00
	120,000.00	120,000.00
	169,000.00	169,000.00

7.4.7.9

	A	
	2021 1 1	2021 12 31
	263,754,869.77	263,754,869.77
	828,381.72	828,381.72
" -"	-33,093,621.85	-33,093,621.85
- /	-	-
/	-	-
	-	-
" -"	-	-
	231,489,629.64	231,489,629.64

C		
	2021 1 1	2021 12 31
	23,057,787.06	23,057,787.06
	931,439.56	931,439.56
" -"	-12,698,040.86	-12,698,040.86
- /	-	-
/	-	-
	-	-
" -"	-	-
	11,291,185.76	11,291,185.76

7.4.7.10

A			
	15,895,984.40	2,981,481.32	18,877,465.72
	9,640,787.01	2,890,546.79	12,531,333.80
	-202,406.55	-508,301.93	-710,708.48
	5,503.80	12,130.57	17,634.37
	-207,910.35	-520,432.50	-728,342.85
	-13,187,743.67	-	-13,187,743.67
	12,146,621.19	5,363,726.18	17,510,347.37

C			
	1,300,659.95	264,084.60	1,564,744.55
	372,874.00	186,572.15	559,446.15
	-22,272.94	-187,759.66	-210,032.60
	2,101.53	13,871.49	15,973.02
	-24,374.47	-201,631.15	-226,005.62
	-1,152,889.45	-	-1,152,889.45
	498,371.56	262,897.09	761,268.65

7.4.7.11

--	--	--

	2021	1	1	2021	2020	1	1	2020	12
		12	31				31		
				15,472.57				21,593.69	
				-				-	
				-				-	
				11,216.04				37,313.58	
				59.99				636.70	
				26,748.60				59,543.97	
	59.89			0.10					

7.4.7.12**7.4.7.12.1** —**7.4.7.13****7.4.7.13.1**

	2021	1	1	2021	2020	1	1	2020
		12	31			12	31	
---				-362,528.53				2,133,232.48
---				-				-
---				-				-
				-362,528.53				2,133,232.48

7.4.7.13.2 —

	2021	1	1	2021	2020	1	1	2020
		31		12		12	31	
				604,606,675.48				564,215,901.32
				593,110,323.99				542,772,487.42
				11,858,880.02				19,310,181.42
				-362,528.53				2,133,232.48

7.4.7.13.3 —

7.4.7.13.4 —

7.4.7.13.5

7.4.7.14

7.4.7.14.1

7.4.7.15

7.4.7.15.1 —

7.4.7.15.2 —

7.4.7.16

7.4.7.17

	2021	1	1	2021	2020	1	1	2020
	12		31		12		31	
1.				3,077,118.94				-5,365,572.92
—				-				-
—				3,077,118.94				-5,365,572.92
—				-				-
—				-				-
—				-				-
2.				-				-
—				-				-
3.				-				-
:				-				-
				3,077,118.94				-5,365,572.92

7.4.7.18

	2021	1	1	2021	2020	1	1	2020	12
	12		31				31		
				2,844.68				2,153.18	
				2,844.68				2,153.18	

7

25%

7.4.7.19

	2021	1	1	2021	2020	1	1	2020	12
	12		31				31		
				209.93				1,691.83	
				10,825.00				5,362.50	
				-				-	
				-				-	
				-				-	
				11,034.93				7,054.33	

7.4.7.20

	2021	1	1	2021	2020	1	1	2020
	12		31		12		31	
				40,000.00				40,000.00
				120,000.00				120,000.00
				-				-
				35,880.00				36,000.00
				15,878.52				11,981.61
				-				-
				211,758.52				207,981.61

7.4.8**7.4.8.1**

7.4.8.2

	2022	2	23		2022	2	21	
			A	10			0.570	C
10			0.480					2022 2 16
	2022	2	23				13,736,885.88	
13,049,349.29							687,536.59	

7.4.9

" "	
" "	
" "	
" ")	
" ")	
" "	
" ")	
" "	
" "	

7.4.10**7.4.10.1****7.4.10.1.1****7.4.10.1.2****7.4.10.1.3****7.4.10.1.4**

7.4.10.1.5

7.4.10.2

7.4.10.2.1

	2021 1 1 2021 12 31	2020 1 1 2020 12 31
	1,573,398.12	1,880,394.17
	94,705.72	234,963.73

× 0.60%

= × 0.60% ÷

7.4.10.2.2

	2021 1 1 2021 12 31	2020 1 1 2020 12 31
	262,233.05	313,398.98

× 0.10%

= × 0.10% ÷

7.4.10.2.3

	2021 1 1 2021 12 31		
	A	C	
	-	1,291.67	1,291.67
	-	30,418.11	30,418.11
	-	-	-
	-	31,709.78	31,709.78

	2020 1 1 2020 12 31		
	A	C	
	-	8,710.16	8,710.16
	-	40,387.82	40,387.82
	-	-	-
	-	49,097.98	49,097.98

A

C

× 0.40%

C

=

C

× 0.40% ÷

7.4.10.3

()

()

7.4.10.4**7.4.10.4.1****7.4.10.4.2****7.4.10.5****7.4.10.5.1****7.4.10.5.2**

7.4.10.6

	2021 1 1			2021 12 31			2020 1 1			2020 12 31		
			434,726.17			15,472.57			1,502,103.57			21,593.69

"

"

2021 12 31 760,901.52) 536,770.38 (2020 12 31

7.4.10.7

7.4.10.8

7.4.11

A

				10				
1	2021 2 8	-	2021 2 8	0.500	12,620,020.33	567,723.34	13,187,743.67	
	-	-		0.500	12,620,020.33	567,723.34	13,187,743.67	

C

				10				
1	2021 2 8	-	2021 2 8	0.500	571,656.87	581,232.58	1,152,889.45	
	-	-		0.500	571,656.87	581,232.58	1,152,889.45	

7.4.13

7.4.13.1

"

"

7.4.13.2

10%

10%

7.4.13.2.1

	2021 12 31	2020 12 31
A-1	0.00	0.00
A-1	0.00	0.00
	10,071,000.00	0.00
	10,071,000.00	0.00

7.4.13.2.2**7.4.13.2.3****7.4.13.2.4**

	2021 12 31	2020 12 31
AAA	113,074,500.00	106,921,800.00
AAA	145,373,000.00	144,029,115.30
	76,252,000.00	100,919,000.00
	334,699,500.00	351,869,915.30

7.4.13.2.5**7.4.13.2.6****7.4.13.3****7.4.13.3.1**

7.4.13.4

7.4.13.4.1

7.4.13.4.1.1

2021 12 31	6	6 -1	1-5	5		
	434,726.17	-	-	-	-	434,726.17
	536,770.38	-	-	-	-	536,770.38
	30,272,000.00	38,854,500.00	199,392,000.00	76,252,000.00	-	344,770,500.00
	-	-	-	-	5,701,407.63	5,701,407.63
	31,243,496.55	38,854,500.00	199,392,000.00	76,252,000.00	5,701,407.63	351,443,404.18
	89,975,341.03	-	-	-	-	89,975,341.03
	-	-	-	-	15,628.59	15,628.59
	-	-	-	-	132,661.09	132,661.09

		-	-	-	-	22,110.18	22,110.18
		-	-	-	-	4,083.87	4,083.87
		-	-	-	-	7,960.14	7,960.14
		-	-	-	-	35,581.35	35,581.35
		-	-	-	-	28,606.51	28,606.51
		-	-	-	-	169,000.00	169,000.00
		89,975,341.03	-	-	-	415,631.73	90,390,972.76
		-58,731,844.48	38,854,500.00	199,392,000.00	76,252,000.00	5,285,775.90	261,052,431.42
2020	12	6	6	-1	1-5	5	
31							
		1,502,103.57	-	-	-	-	1,502,103.57
		760,901.52	-	-	-	-	760,901.52
		1,027.50	-	-	-	-	1,027.50
		1,856,015.30	37,763,000.00	255,106,900.00	57,144,000.00	-	351,869,915.30
		-	-	-	-	4,563,444.68	4,563,444.68
		4,120,047.89	37,763,000.00	255,106,900.00	57,144,000.00	4,563,444.68	358,697,392.57
		51,019,834.97	-	-	-	-	51,019,834.97
		-	-	-	-	5,913.53	5,913.53
		-	-	-	-	155,425.73	155,425.73
		-	-	-	-	25,904.29	25,904.29
		-	-	-	-	8,304.95	8,304.95
		-	-	-	-	11,784.24	11,784.24
		-	-	-	-	349.41	349.41
		-	-	-	-	46,008.35	46,008.35
		-	-	-	-	169,000.00	169,000.00
		51,019,834.97	-	-	-	422,690.50	51,442,525.47
		-46,899,787.08	37,763,000.00	255,106,900.00	57,144,000.00	4,140,754.18	307,254,867.10

7.4.13.4.1.2

		2021	12	31	
				2020	
				12	
				31	
	27	2,609,647.78			3,034,113.47
	27	-2,609,647.78			-3,034,113.47

7.4.13.4.2**7.4.13.4.3**

VaR (Value at Risk)

12 31

7.4.13.4.3.1

	2021 12 31		2020 12 31	
		%		%
-	-	-	-	-
	-	-	-	-
	344,770,500.00	132.07	351,869,915.30	114.52
	-	-	-	-
	-	-	-	-
	-	-	-	-
	344,770,500.00	132.07	351,869,915.30	114.52

7.4.13.4.3.2**7.4.14**

(1)

(a)

(b)

(i)

2021 12 31

344,770,500.00

(2020 12 31

351,869,915.30

)

(ii)

(

)

(iii)

(2)

§8

8.1

			%
1		-	-
		-	-
2		-	-
3		344,770,500.00	98.10
		344,770,500.00	98.10
		-	-
4		-	-
5		-	-
6		-	-
		-	-
7		971,496.55	0.28
8		5,701,407.63	1.62
9		351,443,404.18	100.00

8.2

8.2.1

8.2.2

8.3

8.4

8.4.1 **2%** **20**

8.4.2 **2%** **20**

8.4.3**8.5**

1		20,332,000.00	7.79
2		-	-
3		55,920,000.00	21.42
		55,920,000.00	21.42
4		142,292,000.00	54.51
5		10,071,000.00	3.86
6		116,155,500.00	44.50
7		-	-
8		-	-
9		-	-
10		344,770,500.00	132.07

8.6

1	210215	21 15	350,000	35,112,000.00	13.45
2	210205	21 05	200,000	20,808,000.00	7.97
3	101659041	16 MTN001	200,000	20,340,000.00	7.79
4	210009	21 09	200,000	20,332,000.00	7.79
5	102002066	20 MTN010A	200,000	20,276,000.00	7.77

8.7**8.8**

8.9**8.10****8.10.1****8.10.2****8.10.3****8.11****8.11.1****8.11.2****8.11.3**

1		-
2		-
3		-
4		5,701,407.63
5		-
6		-
7		-
8		-
9		5,701,407.63

8.11.4

8.11.5

8.11.6

§ 9

9.1

	()					
A	315	734,887.71	217,306,689.28	93.87%	14,182,940.36	6.13%
C	246	45,899.13	0.00	0.00%	11,291,185.76	100.00%
	561	432,764.38	217,306,689.28	89.51%	25,474,126.12	10.49%

9.2

	A	1,798.18	0.00%
	C	0.00	0.00%
		1,798.18	0.00%

9.3

	A		0
	C		0

		0
	A	0
	C	0
		0

§ 10

	A	C
2013 年 11 月 29 日	205,068,134.62	97,977,007.09
	263,754,869.77	23,057,787.06
	828,381.72	931,439.56
:	33,093,621.85	12,698,040.86
"_"	-	-
	231,489,629.64	11,291,185.76

§ 11

11.1

11.2

11.2.1

2021 1 25

2021 4 28

2021 8 9

2021 8 19

11.2.2

" "

11.3

11.4

11.5

40,000.00

5

11.6

11.7**11.7.1**

	2	-	-	-	-	-
	1	-	-	-	-	-
	1	-	-	-	-	-
	1	-	-	-	-	-
	2	-	-	-	-	-
	2	-	-	-	-	-
	1	-	-	-	-	-
	1	-	-	-	-	-
	1	-	-	-	-	-

1

1

2

<1998>29

[2007]48

1

a

b

c

d

2

11.7.2

	85,541,911.75	100.00%	1,590,500,000.00	100.00%	-	-
	-	-	-	-	-	-
	-	-	-	-	-	-
	-	-	-	-	-	-
	-	-	-	-	-	-
	-	-	-	-	-	-
	-	-	-	-	-	-
	-	-	-	-	-	-
	-	-	-	-	-	-

11.8

1			2021 1 14
2	2020 4		2021 1 22
3	2020 4		2021 1 22
4			2021 1 26
5		2021 1	2021 1 28
6			2021 2 5
7			2021 2 9
8			2021 3 2
9			2021 3 2

10			2021 3 2
11			2021 3 16
12			2021 3 26
13	2020		2021 3 30
14	2020		2021 3 30
15			2021 3 31
16	2021 1		2021 4 21
17	2021		2021 4 21
18			2021 4 30
19			2021 6 22
20			2021 7 5
21			2021 7 14
22	2021 2		2021 7 21
23	2021		2021 7 21

24			2021 7 22
25			2021 7 29
26			2021 8 5
27			2021 8 6
28			2021 8 11
29			2021 8 13
30			2021 8 18
31			2021 8 18
32			2021 8 20
33			2021 8 26
34			2021 8 31

	2021		
35	2021		2021 8 31
36			2021 9 16
37			2021 10 21
38	2021 3		2021 10 27
39	2021		2021 10 27
40			2021 11 9
41			2021 11 16
42			2021 11 23
43			2021 12 2
44			2021 12 3

45			2021 12 23
46	2021 2		2021 12 31

§12

12.1

20%

		20%					
	1	2021 2 23 2021 12 31	49,700,795.23	0.00	978,090.76	48,722,704.47	20.07%
	2	2021 2 23 2021 12 31	49,700,795.23	0.00	0.00	49,700,795.23	20.47%
	3	2021 1 1 2021 12 31	99,761,858.67	0.00	0.00	99,761,858.67	41.09%
	-	-	-	-	-	-	-
1							
2							
3							

12.2

§13

13.1

- 1
- 2
- 3
- 4
- 5
- 6

13.2

13.3

2022 3 31