

2021

2021 12 31

2022 3 31

---

§ 1

1.1

" "

2022 3 29

2021 1 1      2021 12 31

---

**1.2**

**§ 1** .....2

**§ 2** .....7

**§ 3** .....9

**§ 4** .....14

**§ 5** .....21

**§ 6** .....22

**§ 7** .....26

**§ 8** .....55

---

§ 9	.....	62
§ 10	.....	63
§ 11	.....	64
§ 12	.....	71
§ 13	.....	72

## §2

### 2.1

	003059	
	2016 9 7	
	15,937,958.93	
	A	C
	003059	008041
	15,937,480.64	478.29

### 2.2

	*80%+ 500 *20%

### 2.3

	021-61009999	0755—83199084
	zhouyg@cxfund.com.cn	yan_zhang@cmbchina.com
	4007005566	95555
	021-61009800	0755—83195201
		7088
	68 9	
	68	7088

	9	
	200120	518040

**2.4**

	www.cxfund.com.cn
	68 9
	7088

**2.5**

		588
		50
		68 9

## § 3

### 3.1

	2021		2020		2019	
	A	C	A	C	A	C
	505,359.24	20.77	3,275,462.83	36.16	12,409,747.95	1.95
	427,275.24	19.74	1,627,465.21	22.99	14,163,979.83	18.66
	0.0201	0.0413	0.0383	0.0481	0.1390	0.0483
	1.79%	3.67%	3.49%	4.37%	13.63%	4.58%
	3.66%	3.64%	4.30%	4.44%	13.08%	3.68%
	2021		2020		2019	
	2,532,992.56	80.59	2,913,889.37	59.82	2,165,393.15	23.66
	0.1589	0.1685	0.1153	0.1251	0.0413	0.0495
	18,682,785.67	561.39	28,583,322.02	541.65	56,845,375.26	518.66
	1.1723	1.1737	1.1309	1.1325	1.0843	1.0844
	2021		2020		2019	
	17.23%	12.22%	13.09%	8.28%	8.43%	3.68%

1

2

**3.2****3.2.1**

A

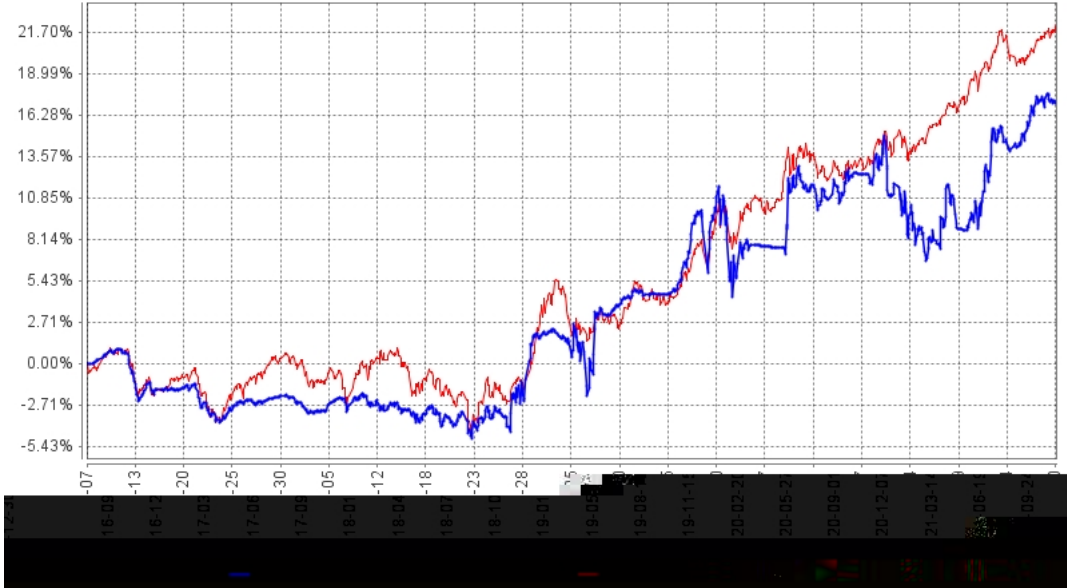
	2.82%	0.21%	1.75%	0.15%	1.07%	0.06%
	7.79%	0.32%	4.07%	0.20%	3.72%	0.12%
	3.66%	0.43%	7.42%	0.20%	-3.76%	0.23%
	22.25%	0.44%	25.34%	0.27%	-3.09%	0.17%
	19.33%	0.35%	24.04%	0.26%	-4.71%	0.09%
	17.23%	0.34%	22.25%	0.26%	-5.02%	0.08%

C

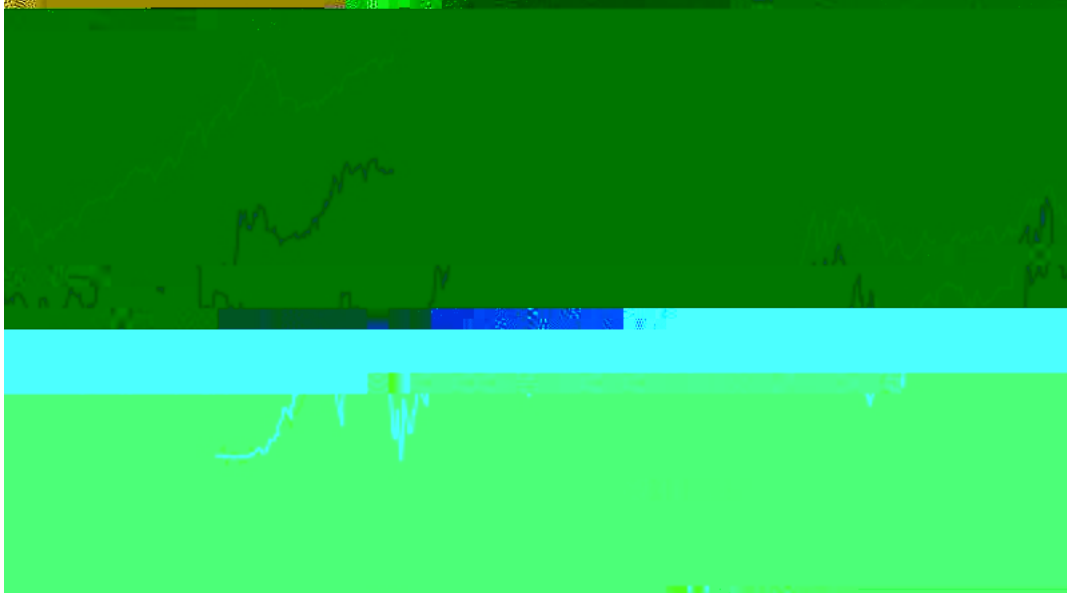
	2.81%	0.21%	1.75%	0.15%	1.06%	0.06%
	7.75%	0.32%	4.07%	0.20%	3.68%	0.12%
	3.64%	0.43%	7.42%	0.20%	-3.78%	0.23%
	12.22%	0.44%	22.25%	0.25%	-10.03%	0.19%

### 3.2.2

长信先利半年定开混合A基金份额累计净值增长率与同期业绩比较基准收益率的历史走势对比图



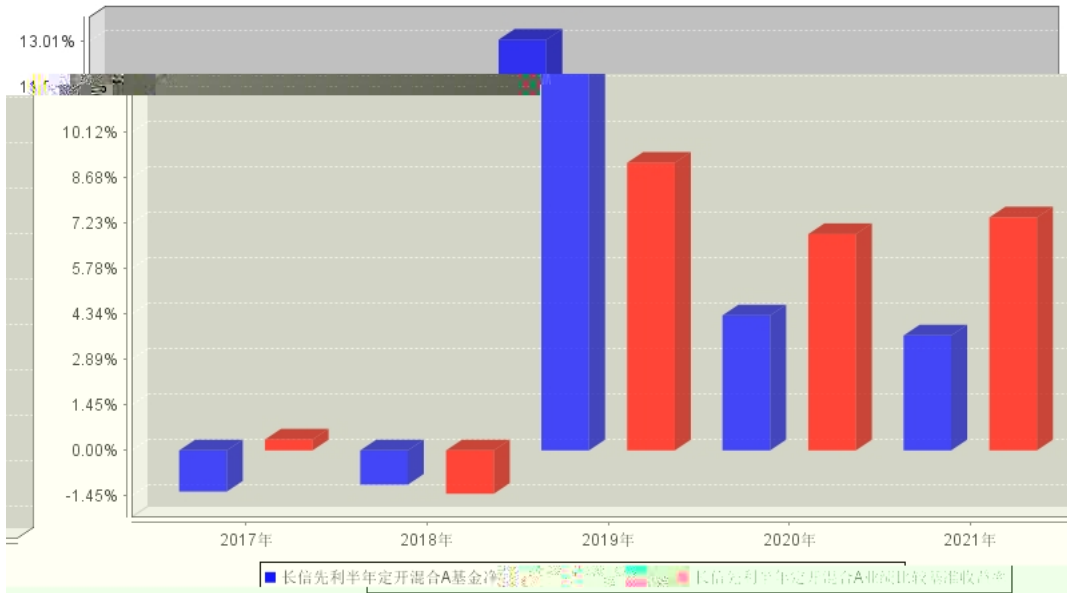
长信先利半年定开混合C基金份额累计净值增长率与同期业绩比较基准收益率的历史走势对比图



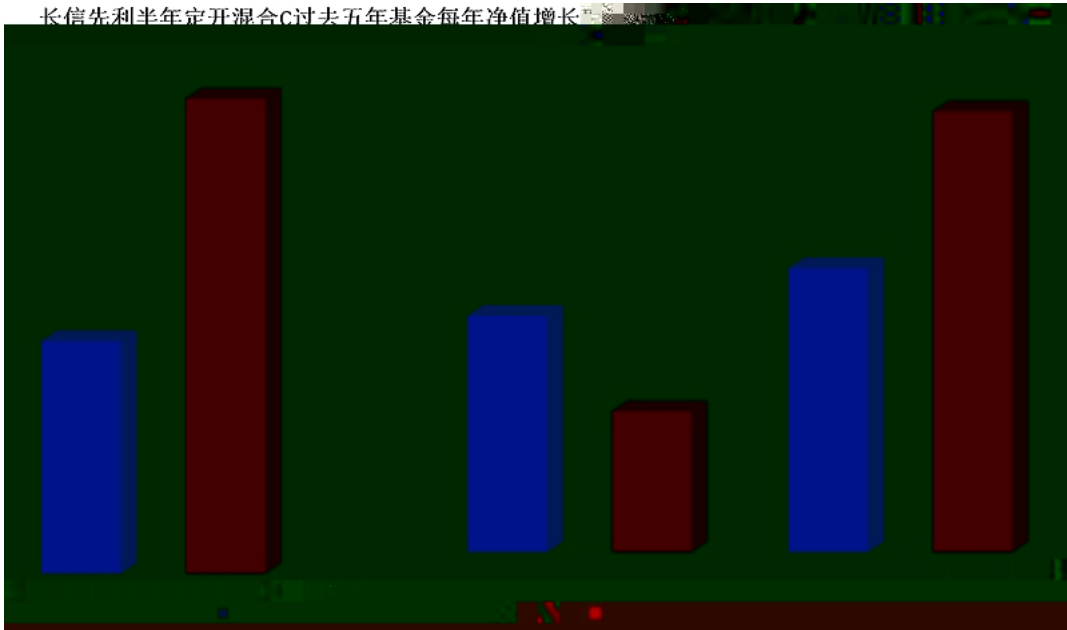
1		2019	10	21						
		A			C					
2			A		2016	9	7	2021	12	31
	C	2019	10	21				2021	12	31
3						6				

### 3.2.3

长信先利半年定开混合A过去五年基金每年净值增长率及其与同期业绩比较基准收益率的对比图



长信先利半年定开混合C过去五年基金每年净值增长



A 2017 1 1 2021 12 31  
C 2019 10 21 C 2019

### 3.3

---

**§4**

**4.1**

**4.1.1**

2003 63

1.65

44.55%

31.21%

15.15%

4.55%

4.54%

2021 12 31

82

100

(LOF)

(LOF)

LOF



FOF

300

FOF 50

1-3

87

FOF

6

30

FOF

**4.1.2**

		2019 9 23	2021 7 6	6	
	50  (LOF)	2021 7 6	-	6	2019 7  50  (LOF)

---

--	--	--	--	--	--

1

2

## 4.2

## 4.3

### 4.3.1

1

2

1

2

5 1

3

4

---

5

**4.3.2**

**4.3.3**

5%

**4.4**

**4.4.1**

2021 A

" "

7

PPI

"

"

---

#### 4.4.2

	2021	12	31		A	1.1723		
1.1723					A	3.66%		C
	1.1737			1.1737				C
3.64%				7.42%				

#### 4.5

	2022				"			
"	"						"	
					,			
	2022							

A

#### 4.6



**4.7**

**4.8**

---

2

3

4

5

**4.9**

2020 5 12 2020 8 4

---

**§5**

**5.1**

**5.2**

**5.3**

**§6**

**6.1**

	(2022) 26572

**6.2**

	( )
	" 2021 " ) 2021 12 31 ( )
	( )
	" ) ( " "
	" ) 2021 12 31
	2021
	" "
	( " " )
	( )

	( )	
	( )	
	( )	
	( )	
	( )	( )
	588	50
	2022 3 28	

**§7**

**7.1**

2021 12 31

		2021 12 31	2020 12 31
		5,145,648.76	2,489,939.66
		370,365.73	9,238.60
		7,571.05	14,692.38
		13,107,036.00	26,221,243.90
		2,006,828.00	4,158,311.10
		-	-
		11,100,208.00	22,062,932.80
		-	-
		-	-
		-	-
		-	1,200,168.42
		241,924.16	200,930.28
		-	-
		197,628.46	-
		-	-
		-	-
		19,070,174.16	30,136,213.24
		2021 12 31	2020 12 31
		-	-
		-	-
		-	-
		-	-
		-	1,394,089.12
		306,614.66	-
		21,275.36	30,537.15
		3,545.87	5,089.51
		-	-
		6,386.73	13,430.55
		4.48	203.24
		-	-

		-	-
		-	-
		49,000.00	109,000.00
		386,827.10	1,552,349.57
		15,937,958.93	25,276,309.49
		2,745,388.13	3,307,554.18
		18,683,347.06	28,583,863.67
		19,070,174.16	30,136,213.24

2021 12 31

A

1.1723

C 1.1737

15,937,958.93

A 15,937,480.64

C 478.29

## 7.2

2021 1 1 2021 12 31

		2021 1 1 2021 12 31	2020 1 1 2020 12 31
		963,932.25	2,601,041.53
		350,628.63	689,674.50
		13,064.58	66,506.63
		286,569.62	596,668.67
		-	-
		50,994.43	26,499.20
		-	-
		-	-
	" "	691,344.21	3,559,377.76
		-49,383.09	242,570.24
		-	-
		702,351.70	3,311,531.68
		-	-
		-	-
		-	-
		38,375.60	5,275.84

" "		-78,085.03	-1,648,010.79
" "		-	-
" "		44.44	0.06
		536,637.27	973,553.33
		287,226.17	563,354.13
		47,870.95	93,892.38
		-	-
		118,689.54	173,940.70
		1,818.37	745.85
		1,818.37	745.85
		129.01	310.29
		80,903.23	141,309.98
" _"		427,294.98	1,627,488.20
		-	-
" _"		427,294.98	1,627,488.20

### 7.3

2021 1 1 2021 12 31

	2021 1 1 2021 12 31		
	25,276,309.49	3,307,554.18	28,583,863.67
	-	427,294.98	427,294.98
" _"	-9,338,350.56	-989,461.03	-10,327,811.59
1.	168,777.50	28,860.95	197,638.45

2.	-9,507,128.06	-1,018,321.98	-10,525,450.04
" _"	-	-	-
	15,937,958.93	2,745,388.13	18,683,347.06
	2020 1 1 2020 12 31		
	52,424,703.60	4,421,190.32	56,845,893.92
	-	1,627,488.20	1,627,488.20
" _"	-27,148,394.11	-2,741,124.34	-29,889,518.45
1.	40,996.88	3,576.12	44,573.00
2.	-27,189,390.99	-2,744,700.46	-29,934,091.45
" _"	-	-	-
	25,276,309.49	3,307,554.18	28,583,863.67

7.1 7.4

**7.4**

**7.4.1**

( " " )

" "

[2016]1575

---

2016 9 7

1,131,247,451.06

2019 10 17

C

2019 10 21

A

C

A

C

0%-30%

3%

5%

\*80%+

500

\*20%

## 7.4.2

2006 2 15

( " " )

XBRL

3 <

>

(

" " )

7.4.4

---

60

200

5,000

2021 12 31

60

5,000

### 7.4.3

2021

2021 12

31

2021

### 7.4.4

#### 7.4.4.1

1 1 12 31

#### 7.4.4.2

#### 7.4.4.3

(1)

(2)

---

#### **7.4.4.4**

(1)

(2)

(3)

#### **7.4.4.5**

(1)

(2)

(3)

---

**7.4.4.6**

1)

2)

**7.4.4.7**

**7.4.4.8**

/(

)

**7.4.4.9** /( )

**7.4.4.10**

---

**7.4.4.11**

1

3

2

3

4

5

**7.4.4.12**

(1)

(2)

(3)

**7.4.4.13**

(1)

(

)

[2017]13

(AMAC)

(2)

[2017]6

<

( )>

( ) ( " " )

---

(3)

( )

[2017]13

2015 1

( )

## 7.4.5

### 7.4.5.1

### 7.4.5.2

### 7.4.5.3

## 7.4.6

[2002]128

[2008]1

[2012]85

[2015]101

[2016]36

[2016]46

[2016]70

[2016]140

[2017]2

[2017]56

[2017]90

(1)

3%

2018 1 1

2018 1 1

2017 12 31

2017

(2)

(3)

20%

1 ( 1 )

1 1 ( 1 ) 50%

1

50%

20%

(4)

0.1%

(5)

## 7.4.7

### 7.4.7.1

	2021 12 31	2020 12 31
	5,145,648.76	2,489,939.66
	-	-
1	-	-
1-3	-	-
3	-	-
	-	-

	5,145,648.76	2,489,939.66
--	--------------	--------------

#### 7.4.7.2

		2021 12 31		
		1,929,695.61	2,006,828.00	77,132.39
-		-	-	-
		11,108,481.94	11,100,208.00	-8,273.94
		-	-	-
		11,108,481.94	11,100,208.00	-8,273.94
		-	-	-
		-	-	-
		-	-	-
		13,038,177.55	13,107,036.00	68,858.45
		2020 12 31		
		4,071,571.18	4,158,311.10	86,739.92
-		-	-	-
		22,002,729.24	22,062,932.80	60,203.56
		-	-	-
		22,002,729.24	22,062,932.80	60,203.56
		-	-	-
		-	-	-
		-	-	-
		26,074,300.42	26,221,243.90	146,943.48

#### 7.4.7.3

/

/

#### 7.4.7.4

##### 7.4.7.4.1

##### 7.4.7.4.2

---

**7.4.7.5**

	2021 12 31	2020 12 31
	200.42	1,092.77
	-	-
	-	-
	183.37	4.62
	241,536.63	199,825.52
	-	-
	-	-
	-	-
	-	-
	-	-
	3.74	7.37
	241,924.16	200,930.28

**7.4.7.6****7.4.7.7**

	2021 12 31	2020 12 31
	6,386.73	13,430.55
	-	-
	6,386.73	13,430.55

**7.4.7.8**

	2021 12 31	2020 12 31
	-	-
	-	-
	-	-
	9,000.00	9,000.00
	40,000.00	50,000.00
	-	50,000.00
	-	-
	49,000.00	109,000.00

**7.4.7.9**

A		
	2021 1 1	2021 12 31
	25,275,831.20	25,275,831.20
	168,777.50	168,777.50
" -"	-9,507,128.06	-9,507,128.06
- /	-	-
/	-	-
	-	-
" -"	-	-
	15,937,480.64	15,937,480.64

C		
	2021 1 1	2021 12 31
	478.29	478.29
	-	-
" -"	-	-
- /	-	-
/	-	-
	-	-
" -"	-	-
	478.29	478.29

**7.4.7.10**

A			
	2,913,889.37	393,601.45	3,307,490.82
	505,359.24	-78,084.00	427,275.24
	-886,256.05	-103,204.98	-989,461.03
	26,814.48	2,046.47	28,860.95
	-913,070.53	-105,251.45	-1,018,321.98
	-	-	-
	2,532,992.56	212,312.47	2,745,305.03

C			
	59.82	3.54	63.36
	20.77	-1.03	19.74
	-	-	-
	-	-	-
	-	-	-
	-	-	-
	80.59	2.51	83.10

### 7.4.7.11

	2021	1	1	2021	2020	1	1	2020	12
		12	31				31		
				9,261.85				63,894.16	
				-				-	
				-				-	
				3,596.40				2,346.40	
				206.33				266.07	
				13,064.58				66,506.63	

### 7.4.7.12

#### 7.4.7.12.1

---

	2021	1	1	2021	2020	1	1	2020
		12	31			12	31	
				42,146,729.20				64,013,575.56
				42,196,112.29				63,771,005.32
				-49,383.09				242,570.24

### 7.4.7.13

#### 7.4.7.13.1

	2021	1	1	2021	2020	1	1	2020	12
			31	12			31		
				702,351.70				3,311,531.68	

---	-	-
---	-	-
	702,351.70	3,311,531.68

**7.4.7.13.2**                    ---

	2021 1 1	2021 12 31	2020 1 1	2020 12 31
		63,024,120.00		125,539,651.36
		61,755,891.29		120,881,953.22
		565,877.01		1,346,166.46
		702,351.70		3,311,531.68

**7.4.7.13.3**                    ---

-

**7.4.7.13.4**                    ---

-

**7.4.7.13.5**

**7.4.7.14**

**7.4.7.14.1**

**7.4.7.15**

**7.4.7.15.1**                    ---

**7.4.7.15.2**                    ---

**7.4.7.16**

--	--	--

	2021	1	1	2021	2020	1	1	2020	12
		12	31				31		
				38,375.60				5,275.84	
				-				-	
				-				-	
				38,375.60				5,275.84	

#### 7.4.7.17

	2021	1	1	2021	2020	1	1	2020
		12	31			12	31	
1.				-78,085.03				-1,648,010.79
---				-9,607.53				-787,954.80
---				-68,477.50				-860,055.99
---				-				-
---				-				-
---				-				-
2.				-				-
---				-				-
3.				-				-
:				-				-
				-78,085.03				-1,648,010.79

#### 7.4.7.18

	2021	1	1	2021	2020	1	1	2020	12
		12	31				31		
				44.44				0.06	
				44.44				0.06	

6

6

25%

#### 7.4.7.19

	2021	1	1	2021	2020	1	1	2020	12
		12	31				31		
				118,689.54				173,940.70	

	-	-
	-	-
	-	-
	-	-
	118,689.54	173,940.70

**7.4.7.20**

	2021 1 1 2021	2020 1 1 2020
	12 31	12 31
	40,000.00	50,000.00
	-	50,000.00
	-	-
	36,000.00	36,000.00
	4,903.23	5,309.98
	80,903.23	141,309.98

**7.4.8**

**7.4.8.1**

**7.4.8.2**

**7.4.9**

" "	
" "	
" "	
" " )	
" " )	
" "	
" )	
"	



### 7.4.10.1.5

	2021 1 1		2021 12 31	
	68,083.16	99.72%	6,196.48	97.02%
	2020 1 1		2020 12 31	
	97,807.32	100.00%	13,430.55	100.00%

### 7.4.10.2

#### 7.4.10.2.1

	2021 1 1 31	2021 12 31	2020 1 1 31	2020 12 31
		287,226.17		563,354.13
		142,728.59		321,408.59

1.20%

× 1.20% /

#### 7.4.10.2.2

	2021 1 1 31	2021 12 31	2020 1 1 31	2020 12 31
		47,870.95		93,892.38

0.20%

---

× 0.20% /

**7.4.10.2.3**

**7.4.10.3** ( )

**7.4.10.4**

**7.4.10.4.1**

**7.4.10.4.2**

**7.4.10.5**

**7.4.10.5.1**

**7.4.10.5.2**

**7.4.10.6**

	2021 1 1	2021 12 31	2020 1 1	2020 12 31
	5,145,648.76	9,261.85	2,489,939.66	63,894.16

2021 12 31

" " 2020 12 31

---

**7.4.10.7**

**7.4.10.8**

**7.4.11**

**7.4.12**            2021    12    31

**7.4.12.1**                 /

113052		2021 12    27	2022 1 14		100.00	100.00	720	72,000.00	72,000.00	-

“                    ”

**7.4.12.2**

**7.4.12.3**

**7.4.12.3.1**

**7.4.12.3.2**

**7.4.12.4**

---

7. 4. 13

7.4.13.1

"

"

7.4.13.2

10%

10%

---

**7.4.13.2.1**

	2021 12 31	2020 12 31
A-1	0.00	0.00
A-1	0.00	0.00
	10,002,000.00	14,304,380.10
	10,002,000.00	14,304,380.10

**7.4.13.2.2****7.4.13.2.3****7.4.13.2.4**

	2021 12 31	2020 12 31
AAA	96,908.00	2,660,290.80
AAA	0.00	5,098,261.90
	1,001,300.00	0.00
	1,098,208.00	7,758,552.70

**7.4.13.2.5****7.4.13.2.6****7.4.13.3****7.4.13.3.1**

---

#### 7.4.13.4

##### 7.4.13.4.1

##### 7.4.13.4.1.1

2021 12 31	6	6 -1	1-5	5		
	5,145,648.76	-	-	-	-	5,145,648.76
	370,365.73	-	-	-	-	370,365.73
	7,571.05	-	-	-	-	7,571.05
	10,026,908.00	72,000.00	-	1,001,300.00	2,006,828.00	13,107,036.00
	-	-	-	-	241,924.16	241,924.16
	-	-	-	-	197,628.46	197,628.46
	15,550,493.54	72,000.00	-	1,001,300.00	2,446,380.62	19,070,174.16
	-	-	-	-	306,614.66	306,614.66
	-	-	-	-	21,275.36	21,275.36

		-	-	-	-	3,545.87	3,545.87
		-	-	-	-	6,386.73	6,386.73
		-	-	-	-	4.48	4.48
		-	-	-	-	49,000.00	49,000.00
		-	-	-	-	386,827.10	386,827.10
		15,550,493.54	72,000.00	-	1,001,300.00	2,059,553.52	18,683,347.06
2020	12	6	6	-1	1-5	5	
		2,489,939.66	-	-	-	-	2,489,939.66
		9,238.60	-	-	-	-	9,238.60
		14,692.38	-	-	-	-	14,692.38
		3,152,433.70	18,910,499.10	-	-	4,158,311.10	26,221,243.90
		-	-	-	-	1,200,168.42	1,200,168.42
		-	-	-	-	200,930.28	200,930.28
		5,666,304.34	18,910,499.10	-	-	5,559,409.80	30,136,213.24
		-	-	-	-	1,394,089.12	1,394,089.12
		-	-	-	-	30,537.15	30,537.15
		-	-	-	-	5,089.51	5,089.51
		-	-	-	-	13,430.55	13,430.55
		-	-	-	-	203.24	203.24
		-	-	-	-	109,000.00	109,000.00
		-	-	-	-	1,552,349.57	1,552,349.57
		5,666,304.34	18,910,499.10	-	-	4,007,060.23	28,583,863.67

**7.4.13.4.1.2**

			2021	12	31	
				2020	12	31
		27		47,988.94		110,086.97

	27	-47,988.94	-110,086.97
--	----	------------	-------------

#### 7.4.13.4.2

#### 7.4.13.4.3

VaR (Value at Risk)

12 31

#### 7.4.13.4.3.1

	2021 12 31		2020 12 31	
		%		%
-	2,006,828.00	10.74	4,158,311.10	14.55
	-	-	-	-
	11,100,208.00	59.41	22,062,932.80	77.19
	-	-	-	-
	-	-	-	-
	-	-	-	-
	13,107,036.00	70.15	26,221,243.90	91.73

#### 7.4.13.4.3.2

	95%			
	2021 12 31		2020 12 31	

	VaR	0.54%	2020	12		
	31	VaR	0.90%)		-99,977.49	-257,829.82

VaR

95%

2020

#### 7.4.14

##### 7.4.14.1

##### 7.4.14.1.1

##### 7.4.14.1.2

##### 7.4.14.1.2.1

2021 12 31

2,031,736.00

11,075,300.00

0.00 ( 2020 12 31

10,422,911.80

15,798,332.10

0.00 )

##### 7.4.14.1.2.2

(

)

##### 7.4.14.1.2.3

---

**7.4.14.1.3**

2021 12 31

(2020 12 31

)

**7.4.14.2**

**7.4.14.3**

22

23

24

37 -

( " " )

2020 12 30

2022 1

1

2021 12 31

2022 1 1

2021

---

## §8

### 8.1

			%
		2,006,828.00	10.52
		2,006,828.00	10.52
2		-	-
		11,100,208.00	58.21
		11,100,208.00	58.21
		-	-
		-	-
		-	-
		-	-
		-	-
		5,516,014.49	28.92
		447,123.67	2.34
		19,070,174.16	100.00

### 8.2

#### 8.2.1

A		-	-
B		-	-
C		1,309,692.00	7.01
D		-	-
E		-	-
F		-	-
G		-	-
H		-	-
I		-	-
J		598,336.00	3.20
K		98,800.00	0.53

L		-	-
M		-	-
N		-	-
O		-	-
P		-	-
Q		-	-
R		-	-
S		-	-
		2,006,828.00	10.74

### 8.2.2

### 8.3

1	601166		20,000	380,800.00	2.04
2	000001		13,200	217,536.00	1.16
3	601012		2,500	215,500.00	1.15
4	300835		2,600	187,590.00	1.00
5	300122		1,400	174,440.00	0.93
6	002585		6,000	162,480.00	0.87
7	002810		2,600	160,082.00	0.86
8	603833		1,000	147,500.00	0.79
9	300088		10,000	132,800.00	0.71
10	600745		1,000	129,300.00	0.69
11	000002	A	5,000	98,800.00	0.53

### 8.4

#### 8.4.1

2% 20

1	601166		2,522,722.00	8.83
2	601601		1,673,457.00	5.85
3	601688		1,666,021.00	5.83

4	000001		1,663,870.00	5.82
5	300033		1,613,754.68	5.65
6	601128		1,242,947.00	4.35
7	600030		1,091,089.00	3.82
8	601939		984,550.00	3.44
9	600745		883,092.00	3.09
10	002142		841,885.00	2.95
11	601211		814,594.00	2.85
12	601838		806,328.00	2.82
13	601318		693,753.00	2.43
14	601995		597,255.00	2.09
15	300305		577,430.00	2.02
16	000002	A	516,726.00	1.81
17	600967		513,618.00	1.80
18	600919		489,800.00	1.71
19	601577		417,664.69	1.46
20	002810		417,418.00	1.46

" "

**8.4.2**

**2% 20**

1	300033		1,923,581.00	6.73
2	601166		1,823,924.00	6.38
3	601688		1,584,012.00	5.54
4	000001		1,432,687.00	5.01
5	601601		1,354,841.20	4.74
6	600030		1,120,004.00	3.92
7	601128		1,106,764.00	3.87
8	601939		1,011,428.00	3.54
9	002142		832,259.00	2.91
10	601838		830,382.00	2.91
11	601211		825,890.00	2.89
12	600745		786,027.00	2.75
13	601995		737,908.00	2.58
14	601318		614,544.00	2.15
15	300305		594,674.00	2.08

16	300740		574,509.00	2.01
17	600597		540,310.00	1.89
18	300348		536,244.00	1.88
19	300624		516,295.00	1.81
20	300677		513,708.00	1.80

" "

### 8.4.3

	40,054,236.72
	42,146,729.20

" " "

### 8.5

		11,003,300.00	58.89
		-	-
		-	-
		-	-
		-	-
		-	-
		-	-
		96,908.00	0.52
8		-	-
9		-	-
10		11,100,208.00	59.41

### 8.6

1	019649	21 01	100,000	10,002,000.00	53.53
2	019547	16 19	10,000	1,001,300.00	5.36
3	113052		720	72,000.00	0.39
4	110079		200	24,908.00	0.13

---

**8.7**

**8.8**

**8.9**

**8.10**

**8.10.1**

**8.10.2**

**8.11**

**8.11.1**

**8.11.2**

**8.11.3**

**8.12**

**8.12.1**

2021 5 28

2021 34

**8.12.2**

**8.12.3**

		7,571.05
		-
		-
		241,924.16
		197,628.46
		-
		-
		-
		447,123.67

**8.12.4**

1	110079		24,908.00	0.13

**8.12.5**

**8.12.6**

## § 9

### 9.1

	( )					
A	325	49,038.40	0.00	0.00%	15,937,480.64	100.00%
C	1	478.29	0.00	0.00%	478.29	100.00%
	326	48,889.44	0.00	0.00%	15,937,958.93	100.00%

### 9.2

	A	0.00	0.00%
	C	0.00	0.00%
		0.00	0.00%

### 9.3

	A	0
	C	0
		0
	A	0
	C	0
		0

---

§ 10

	A	C
2016年9月7日	1,131,247,451.06	-
	25,275,831.20	478.29
	168,777.50	-
	9,507,128.06	-
	-	-
	15,937,480.64	478.29

---

## § 11

### 11.1

### 11.2

#### 11.2.1

2021 1 25

2021 4 28

2021 8 9

2021 8 19

#### 11.2.2

2021 10 27

### 11.3

### 11.4

### 11.5

40,000.00

1

### 11.6

### 11.7

#### 11.7.1

	2	81,899,621.92	99.63%	68,083.16	99.72%	-
	1	301,344.00	0.37%	190.25	0.28%	-
	1	-	-	-	-	-

1

1

1

2

<1998>29

[2007]48

1

a

b

c

d

2

### 11.7.2

	103,223,713.82	99.89%	482,000,000.00	100.00%	-	-
	108,564.00	0.11%	-	-	-	-
	-	-	-	-	-	-

### 11.8

1			2021 1 14

2	2020 4		2021 1 22
3	2020 4		2021 1 22
4			2021 1 26
5			2021 3 16
6			2021 3 26
7	2020		2021 3 30
8	2020		2021 3 30
9			2021 3 31
10	2021 1		2021 4 21
11	2021		2021 4 21
12	2021 1		2021 4 23
13			2021 4 30
14			2021 6 16

15			2021 6 22
16	40		2021 6 29
17			2021 6 29
18			2021 6 29
19			2021 6 29
20			2021 6 29
21			2021 7 5
22			2021 7 7
23			2021 7 9
24			2021 7 14
25	2021 2		2021 7 21
26	2021		2021 7 21
27			2021 7 22

---

28			2021 7 29
29			2021 8 5
30			2021 8 6
31			2021 8 11
32			2021 8 13
33			2021 8 18
34			2021 8 18
35			2021 8 20
36			2021 8 26
37	2021		2021 8 31
38	2021		2021 8 31

---

39			2021 9 16
40			2021 10 21
41	2021 3		2021 10 27
42	2021		2021 10 27
43			2021 11 9
44			2021 11 16
45			2021 11 23
46			2021 12 2
47			2021 12 3
48			2021 12 14
49			2021 12 23

---

50			2021 12 23

---

**§12**

**12.1**

**20%**

20%

**12.2**

---

## §13

### 13.1

1

2

3

4

5

6

### 13.2

### 13.3

2022 3 31