

2021

2021 12 31

2022 3 31

§ 1

1.1

2022 3 29

2021 1 1 2021 12 31

1.2		
§ 1	2
1.1	2
1.2	3
§2	5
2.1	5
2.2	5
2.3	5
2.4	6
2.5	6
§ 3	7
3.1	7
3.2	7
3.3	10
§4	11
4.1	11
4.2	13
4.3	13
4.4	14
4.5	15
4.6	16
4.7	16
4.8	17
4.9	17
§5	18
5.1	18
5.2	18
5.3	18
§6	19
6.1	19
6.2	19
§7	21
7.1	21
7.2	22
7.3	23
7.4	25
§8	55
8.1	55
8.2	55
8.3	56
8.4	56
8.5	58
8.6	58
8.7	58

8.8	58
8.9	58
8.10	59
8.11	59
8.12	59
§ 9	61
9.1	61
9.2	61
9.3	61
§ 10	62
§ 11	63
11.1	63
11.2	63
11.3	63
11.4	63
11.5	63
11.6	63
11.7	64
11.8	65
§ 12	70
12.1	20%	70
12.2	70
§ 13	71
13.1	71
13.2	71
13.3	71

§2

2.1

	519937	
	2020 1 23	
	23,344,466.92	
	A	C
	CXXRA	-
	519937	008918
	21,772,063.56	1,572,403.36

2.2

		*70%+ 300	*20%+ *10%

2.3

	021-61009999	0755-25878287
	zhouyg@cxfund.com.cn	LI SHUAI SHUAI 130@pingan.com.cn
	4007005566	95511-3
	021-61009800	0755-82080387
	68 9	5047
	9 68	5023 B 26
	200120	518001

§ 3

3.1

3.1.1	2021		2020 1 23 ()-2020 12 31	
	A	C	A	C
	44,637,409.30	1,600,491.96	50,189,813.73	1,857,968.47
	16,708,651.60	27,829.82	80,399,699.44	1,526,121.88
	0.0537	0.0023	0.1593	0.1177
	4.10%	0.17%	13.29%	9.56%
	5.03%	4.39%	12.76%	12.09%
3.1.2	2021		2020	
	6,351,567.83	531,688.17	85,050,007.38	3,891,564.62
	0.2917	0.3381	0.1533	0.2250
	29,484,824.73	2,104,091.53	715,539,523.28	22,170,278.32
	1.3543	1.3381	1.2894	1.2818
3.1.3	2021		2020	
	18.43%	17.02%	12.76%	12.09%

1

2

3

3.2

3.2.1

A


--	--	--	--	--	--	--

	1.33%	0.20%	0.29%	0.22%	1.04%	-0.02%
	3.44%	0.35%	-2.01%	0.30%	5.45%	0.05%
	5.03%	0.42%	-0.74%	0.33%	5.77%	0.09%
	18.43%	0.45%	3.89%	0.36%	14.54%	0.09%

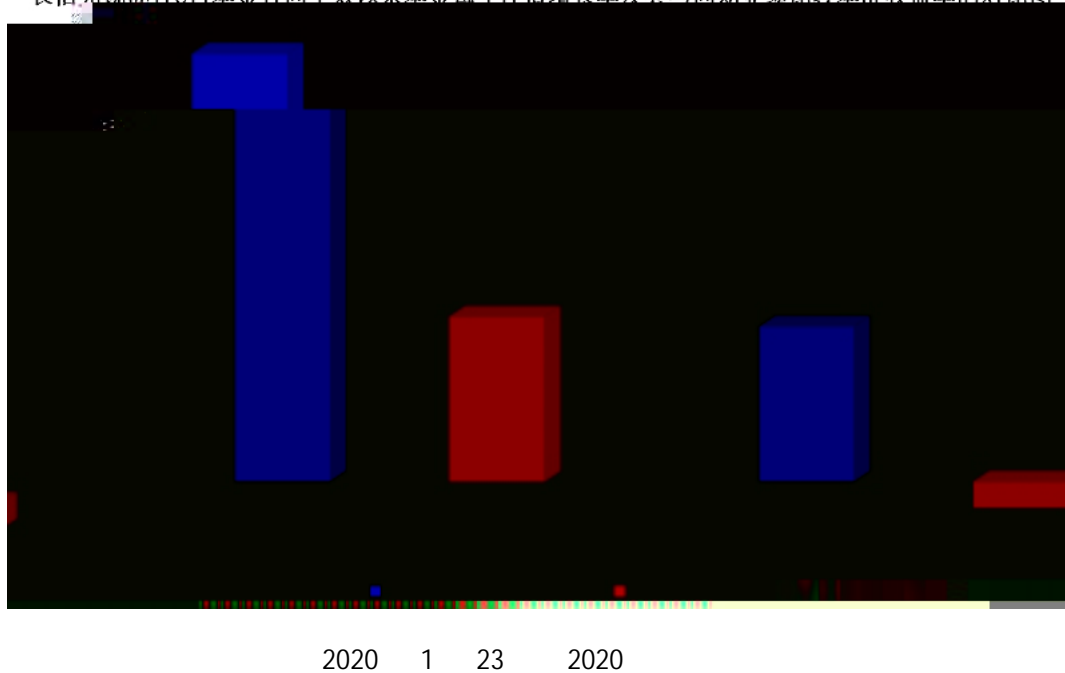
C

	1.17%	0.20%	0.29%	0.22%	0.88%	-0.02%
	3.11%	0.35%	-2.01%	0.30%	5.12%	0.05%
	4.39%	0.42%	-0.74%	0.33%	5.13%	0.09%
	17.02%	0.45%	3.89%	0.36%	13.13%	0.09%

3.2.2



长信先锐混合C自基金合同生效以来基金每年净值增长率及其与同期业绩比较基准收益率的对比图



3.3

2020 1 23

FOF

300

FOF 50

1-3

87

FOF

6

30

FOF

4.1.2

		2020 1 23	-	6	2017 5

5 1

3

4

5

4.3.2

4.3.3

5%

4.4

4.4.1

2021 A

" "

7

PPI

14 71

4.6

4.7

4.8

(1)

3

(2)

A

C

(3)

(4)

(5)

4.9

§5

5.1

5.2

5.3

§6

6.1

	2022 61399737_B10

6.2

	2021
12 31	2021
	2021 12 31 2021
"	"
-	
-	

	(1)		
	(2)		
	(3)		
	(4)		
	(5)		
		1	17
	2022	3	28

§7

7.1

2021 12 31

		2021 12 31	2020 12 31
	7.4.7.1	40,582,340.89	9,470,213.07
		105,803.60	12,562,822.50
		205,353.15	268,584.90
	7.4.7.2	820,862.65	721,560,282.35
		739,942.65	196,220,368.46
		-	-
		80,920.00	525,339,913.89
		-	-
		-	-
	7.4.7.3	-	-
	7.4.7.4	-	-
		-	-
	7.4.7.5	6,938.03	6,933,364.32
		-	-
		39.97	39.97
		-	-
	7.4.7.6	-	-
		41,721,338.29	750,795,307.11
		2021 12 31	2020 12 31
		-	-
		-	-
	7.4.7.3	-	-
		-	7,000,000.00
		-	5,129,312.06
		9,751,726.24	-
		57,694.10	426,276.88
		8,242.01	60,896.69
		2,291.63	10,982.86
	7.4.7.7	111,989.64	342,656.31
		8.68	59,454.68
		-	-3,073.97

		-	-
		-	-
	7.4.7.8	200,469.73	59,000.00
		10,132,422.03	13,085,505.51
	7.4.7.9	23,344,466.92	572,250,780.30
	7.4.7.10	8,244,449.34	165,459,021.30
		31,588,916.26	737,709,801.60
		41,721,338.29	750,795,307.11

1 2021 12 31 A 1.3543 C

1.3381 23,344,466.92 A 21,772,063.56

C 1,572,403.36

2 2021 1 1 2021 12 31 2020 1

23

7.2

2021 1 1 2021 12 31

		2021 1 1 2021 12 31	2020 1 23 () 2020 12 31
		23,279,885.18	91,340,259.24
1.		9,655,118.16	17,532,160.65
	7.4.7.11	170,324.87	267,933.64
		9,404,028.40	17,263,205.07
		-	-
		80,764.89	1,021.94
		-	-
		-	-
2.	" -"	42,981,259.79	43,677,177.29
	7.4.7.12	45,603,303.49	49,321,427.23
		-	-
	7.4.7.13	-4,907,507.13	-6,884,585.73
	7.4.7.13.5	-	-
	7.4.7.14	-	-
	7.4.7.15	-	-
	7.4.7.16	2,285,463.43	1,240,335.79

1.	52,891,233.03	16,711,698.51	69,602,931.54
2.	-601,797,546.41	-190,662,751.89	-792,460,298.30
" _"	-	-	-
	23,344,466.92	8,244,449.34	31,588,916.26
	2020 1 23 () 2020 12 31		
	18,452,854.74	2,647,921.12	21,100,775.86
	-	81,925,821.32	81,925,821.32
" _"	553,797,925.56	80,885,278.86	634,683,204.42
1.	681,481,820.53	104,009,543.81	785,491,364.34
2.	-127,683,894.97	-23,124,264.95	-150,808,159.92
" _"	-	-	-
	572,250,780.30	165,459,021.30	737,709,801.60
	2021 1 1	2021 12 31	2020 1 23

7.1 7.4

7.4

7.4.1

" "


" "

[2016]741

2016 6 2

220,764,276.57

2020 1 23



(1)

(2)

7.4.4.4

(1)

(2)

(3)

(4)

(5)

(6)

(2) (3)

(7)

7.4.4.5

(1)

(2)

(3)

(4)

7.4.4.6

7.4.4.7**7.4.4.8**

/

/

" "

" / "

7.4.4.9 / ()

(1)

(2)

(3)

(4)

(5) /

(6) /

(7) / ()

(8) /

(9) / ()

(10) /

(11)

(12) /

(13)

7.4.4.10

7.4.4.11

(1)

3

(2) A

C

(3)

(4)

(5)

7.4.4.12

7.4.4.13

(1)

(2)

(3)

7.4.4.14

1)

() > ([2017]6)

<

2)

)

[2017]13)

(AMAC)

[2013]13)

(

(

(

3)

<

2015 1

> ([2014]24)

(

)

7.4.5

7.4.5.1

7.4.5.2

7.4.5.3

7.4.6

7.4.6.1

2008 4 24

3‰ 1‰

2008 9 19

[2005]103

7.4.6.2

[2016]36

2016 5 1

[2016]46

[2016]70

[2016]140

[2017]56

2018 1 1

3%

7.4.6.3

2011

2011

7.4.6.4

[2004]78

2004 1 1

[2005]103

[2008]1

7.4.6.5

[2005]103

[2008]132

2008 10 9

			[2012]85		
			2013	1	1
			1		1
	1		1	1	50%
1	25%				20%

		[2015]101
	2015	9 8
	1	

7.4.6.6

[2014]81
[2016]127

7.4.7

7.4.7.1

	2021 12 31	2020 12 31
	40,582,340.89	9,470,213.07
	-	-
1	-	-
1-3	-	-
3	-	-
	-	-
	40,582,340.89	9,470,213.07

7.4.7.2

	2021 12 31		
	217,942.51	739,942.65	522,000.14

-	-	-	-
	85,500.90	80,920.00	-4,580.90
	-	-	-
	85,500.90	80,920.00	-4,580.90
	-	-	-
	-	-	-
	-	-	-
	303,443.41	820,862.65	517,419.24
	2020 12 31		
	165,617,895.12	196,220,368.46	30,602,473.34
-	-	-	-
	275,154,793.39	274,675,913.89	-478,879.50
	250,768,754.76	250,664,000.00	-104,754.76
	525,923,548.15	525,339,913.89	-583,634.26
	-	-	-
	-	-	-
	-	-	-
	691,541,443.27	721,560,282.35	30,018,839.08

7.4.7.3

/

/

7.4.7.4**7.4.7.4.1****7.4.7.4.2****7.4.7.5**

	2021 12 31	2020 12 31
	5,957.82	611.60
	-	-
	-	-
	52.36	6,218.52
	826.21	6,926,401.21

	-	-
	-	-
	-	-
	-	-
	-	-
	101.64	132.99
	6,938.03	6,933,364.32

7.4.7.6**7.4.7.7**

	2021 12 31	2020 12 31
	111,434.64	341,616.36
	555.00	1,039.95
	111,989.64	342,656.31

7.4.7.8

	2021 12 31	2020 12 31
	-	-
	1,469.73	-
	-	-
	9,000.00	9,000.00
	70,000.00	50,000.00
	120,000.00	-
	200,469.73	59,000.00

7.4.7.9

A		
	2021 1 1	2021 12 31
	554,954,103.87	554,954,103.87
	43,844,149.32	43,844,149.32
" -"	-577,026,189.63	-577,026,189.63
- /	-	-

/	-	-
	-	-
" -"	-	-
	21,772,063.56	21,772,063.56

C		
	2021 1 1	2021 12 31
	17,296,676.43	17,296,676.43
	9,047,083.71	9,047,083.71
" -"	-24,771,356.78	-24,771,356.78
- /	-	-
/	-	-
	-	-
" -"	-	-
	1,572,403.36	1,572,403.36

7.4.7.10

A			
	85,050,007.38	75,535,412.03	160,585,419.41
	44,637,409.30	-27,928,757.70	16,708,651.60
	-123,335,848.85	-46,245,460.99	-169,581,309.84
	8,426,784.82	5,277,997.90	13,704,782.72
	-131,762,633.67	-51,523,458.89	-183,286,092.56
	-	-	-
	6,351,567.83	1,361,193.34	7,712,761.17

C			
	3,891,564.62	982,037.27	4,873,601.89
	1,600,491.96	-1,572,662.14	27,829.82
	-4,934,906.57	565,163.03	-4,369,743.54
	2,362,532.66	644,383.13	3,006,915.79
	-7,297,439.23	-79,220.10	-7,376,659.33
	-	-	-
	557,150.01	-25,461.84	531,688.17

7.4.7.11

	2021 1 1 2021 12 31	2020 1 23 () 2020 12 31
	110,760.15	81,890.52
	-	-
	-	-
	50,642.93	153,899.22
	8,921.79	32,143.90
	170,324.87	267,933.64

7.4.7.12**7.4.7.12.1** —

	2021 1 1 2021 12 31	2020 1 23 () 2020 12 31
	905,739,022.04	704,421,590.12
	860,135,718.55	655,100,162.89
	45,603,303.49	49,321,427.23

7.4.7.13**7.4.7.13.1**

	2021 1 1 2021 12 31	2020 1 23 () 2020 12 31
---	-4,907,507.13	-6,884,585.73
---	-	-
---	-	-
	-4,907,507.13	-6,884,585.73

7.4.7.13.2 —

	2021 1 1 2021 12 31	2020 1 23 () 2020 12 31
	1,018,470,295.81	710,994,511.87

	1,007,613,415.53	707,904,446.68
	15,764,387.41	9,974,650.92
	-4,907,507.13	-6,884,585.73

7.4.7.13.3

—

—

7.4.7.13.4

—

—

7.4.7.13.5

7.4.7.14

7.4.7.14.1

7.4.7.15

7.4.7.15.1

—

—

7.4.7.15.2

—

—

7.4.7.16

	2021 1 1 2021 12 31	2020 1 23 () 2020 12 31
	2,285,463.43	1,240,335.79
	-	-
	-	-
	2,285,463.43	1,240,335.79

7.4.7.17

--	--	--

	2021 1 1 2021 12 31	2020 1 23 () 2020 12 31
1.	-29,501,419.84	29,878,039.12
---	-30,080,473.20	30,592,131.34
---	579,053.36	-714,092.22
---	-	-
---	-	-
---	-	-
2.	-	-
---	-	-
3.	-	-
:	-	-
	-29,501,419.84	29,878,039.12

7.4.7.18

	2021 1 1 2021 12 31	2020 1 23 () 2020 12 31
	140,199.37	245,969.05
	4,727.70	6,703.98
	-	209.15
	144,927.07	252,882.18

30

30

3

75%

3

6

50%

6

25%

7.4.7.19

	2021 1 1 2021 12 31	2020 1 23 () 2020 12 31
	2,389,330.90	2,330,533.25
	2,725.00	4,625.00
	-	-
	-	-
	-	-
	-	-

	2,392,055.90	2,335,158.25
--	--------------	--------------

7.4.7.20

	2021 1 1 2021 12 31	2020 1 23 () 2020 12 31
	70,000.00	47,595.62
	120,000.00	-
	-	-
	35,730.00	33,824.20
	1,200.00	900.00
	226,930.00	82,319.82

7.4.8**7.4.8.1****7.4.8.2****7.4.9**

" "	
" "	
" "	
" ")	
" ")	
" "	
" ")	
" "	
" "	

7.4.10**7.4.10.1****7.4.10.1.1**

	2021 1 1		2021 12 31		2020 1 23 ()		2020 12 31	
	703,969,339.26		44.26%		801,570,509.72		53.45%	

7.4.10.1.2

	2021 1 1		2021 12 31		2020 1 23 ()		2020 12 31	
	356,249,284.64		44.30%		731,805,085.72		65.06%	

7.4.10.1.3

	2021 1 1		2021 12 31		2020 1 23 ()		2020 12 31	
	3,937,800,000.00		96.70%		20,529,700,000.00		94.20%	

7.4.10.1.4**7.4.10.1.5**

	2021 1 1	2021 12 31

	580,335.33	47.50%	-	-
	2020 1 23 () 2020 12 31			
	746,504.03	53.45%	205,027.04	60.02%

7.4.10.2

7.4.10.2.1

	2021 1 1 2021 12 31	2020 1 23 () 2020 12 31
	3,017,872.89	3,994,165.63
	95,967.48	269,804.19

0.70%

$$H = E \times \quad /$$

H

E

7.4.10.2.2

	2021 1 1 2021 12 31	2020 1 23 () 2020 12 31
	431,124.71	570,595.15

0.10%

$$H = E \times \quad /$$

H

E

7.4.10.2.3

	2021 1 1			2021 12 31		
	A			C		
	-			98,258.27		
-			98,258.27			98,258.27
	2020 1 23 ()			2020 12 31		
	A			C		
	-			89,556.97		
-			89,556.97			89,556.97

A

C

0.60% C

C

0.60%

H=E×C

/

H C

E C

7.4.10.3

()

7.4.10.4**7.4.10.4.1**

7.4.10.4.2**7.4.10.5****7.4.10.5.1****7.4.10.5.2****7.4.10.6**

	2021 1 1		2021 12 31		2020 1 23 ()		2020 12 31	
	40,582,340.89		110,760.15		9,470,213.07			81,890.52

2021 12 31

" " 2020 12 31

7.4.10.7**7.4.10.8****7.4.11**

7.4.12 2021 12 31

7.4.12.1 /

7.4.12.1.1

688789		2021 7 1	2022 1 10		30.28	258.86	1,283	38,849.24	332,117.38	-
688772		2021 9 30	2022 4 15		14.43	39.09	3,744	54,025.92	146,352.96	-
688701		2021 9 8	2022 3 16		7.48	13.50	2,340	17,503.20	31,590.00	-

"

"

7.4.12.2**7.4.12.3****7.4.12.3.1**

2021 12 31

7.4.12.3.2

2021 12 31

7.4.12.4**7.4.13****7.4.13.1**

"

"

7.4.13.2

10%

10%

7.4.13.2.1

	2021 12 31	2020 12 31
A-1	0.00	49,996,000.00
A-1	0.00	0.00
	0.00	151,687,852.90
	0.00	201,683,852.90

7.4.13.2.2**7.4.13.2.3****7.4.13.2.4**

	2021 12 31	2020 12 31
AAA	80,920.00	110,533,854.18
AAA	0.00	213,122,206.81
	0.00	0.00
	80,920.00	323,656,060.99

7.4.13.2.5**7.4.13.2.6****7.4.13.3****7.4.13.3.1**

7.4.13.4

7.4.13.4.1

7.4.13.4.1.1

2021 12 31	6	6 -1	1-5	5		
	40,582,340.89	-	-	-	-	40,582,340.89
	105,803.60	-	-	-	-	105,803.60
	205,353.15	-	-	-	-	205,353.15
	-	80,920.00	-	-	739,942.65	820,862.65
	-	-	-	-	6,938.03	6,938.03
	-	-	-	-	39.97	39.97
	40,893,497.64	80,920.00	-	-	746,920.65	41,721,338.29
	-	-	-	-	9,751,726.24	9,751,726.24
	-	-	-	-	57,694.10	57,694.10
	-	-	-	-	8,242.01	8,242.01
	-	-	-	-	2,291.63	2,291.63
	-	-	-	-	111,989.64	111,989.64
	-	-	-	-	8.68	8.68

	-	-	-	-	200,469.73	200,469.73
	-	-	-	-	10,132,422.03	10,132,422.03
	40,893,497.64	80,920.00	-	-	-9,385,501.38	31,588,916.26
2020 12 31	6	6	-1	1-5	5	
	9,470,213.07	-	-	-	-	9,470,213.07
	12,562,822.50	-	-	-	-	12,562,822.50
	268,584.90	-	-	-	-	268,584.90
	271,882,263.72	157,641,119.67	95,816,530.50	-	196,220,368.46	721,560,282.35
	-	-	-	-	6,933,364.32	6,933,364.32
	-	-	-	-	39.97	39.97
	294,183,884.19	157,641,119.67	95,816,530.50	-	203,153,772.75	750,795,307.11
	7,000,000.00	-	-	-	-	7,000,000.00
	-	-	-	-	5,129,312.06	5,129,312.06
	-	-	-	-	426,276.88	426,276.88
	-	-	-	-	60,896.69	60,896.69
	-	-	-	-	10,982.86	10,982.86
	-	-	-	-	342,656.31	342,656.31
	-	-	-	-	-3,073.97	-3,073.97
	-	-	-	-	59,454.68	59,454.68
	-	-	-	-	59,000.00	59,000.00
	7,000,000.00	-	-	-	6,085,505.51	13,085,505.51
	287,183,884.19	157,641,119.67	95,816,530.50	-	197,068,267.24	737,709,801.60

7.4.13.4.1.2

		2021	12	31	2020	12	31
	27			158.31			2,429,587.95
	27			-158.31			-2,429,587.95

7.4.13.4.2**7.4.13.4.3**

VaR Value at Risk

12 31

7.4.13.4.3.1

	2021	12	31	2020	12	31
			%			%
-	739,942.65		2.34	196,220,368.46		26.60
		-	-		-	-
	80,920.00		0.26	525,339,913.89		71.21
		-	-		-	-
		-	-		-	-
		-	-		-	-
	820,862.65		2.60	721,560,282.35		97.81

7.4.13.4.3.2

		95%	
		2021 12	2020 12
		31	31
VaR	1.09% 2020 12		
31	VaR 1.42%)	-343,087.25	-10,494,864.17

VaR

95%

2020

7.4.14**7.4.14.1****7.4.14.1.1****7.4.14.1.2****7.4.14.1.2.1**

2021 12 31

229,882.31

80,920.00

510,060.34 2020 12 31

321,883,016.63

396,427,351.87

3,249,913.85

7.4.14.1.2.2

7.4.14.1.2.3

	3,249,913.85
	-
	3,151,277.34
	301,045.47
	110,378.36
	-
	510,060.34
	399,681.98

7.4.14.2**7.4.14.3**

§8

8.1

			%
1		739,942.65	1.77
		739,942.65	1.77
2		-	-
3		80,920.00	0.19
		80,920.00	0.19
		-	-
4		-	-
5		-	-
6		-	-
		-	-
7		40,688,144.49	97.52
8		212,331.15	0.51
9		41,721,338.29	100.00

8.2

8.2.1

A		-	-
B		-	-
C		597,456.54	1.89
D		-	-
E		-	-
F		-	-
G		-	-
H		-	-
I		110,896.11	0.35
J		-	-
K		-	-
L		-	-

M		-	-
N		31,590.00	0.10
O		-	-
P		-	-
Q		-	-
R		-	-
S		-	-
		739,942.65	2.34

8.2.2

8.3

1	688789		1,283	332,117.38	1.05
2	688772		3,744	146,352.96	0.46
3	688083		317	110,896.11	0.35
4	688276		1,609	110,377.40	0.35
5	688701		2,340	31,590.00	0.10
6	301012		170	8,608.80	0.03

8.4

8.4.1

2% 20

1	601601		40,824,938.28	5.53
2	601166		24,735,785.00	3.35
3	601128		17,867,434.00	2.42
4	600030		16,533,531.00	2.24
5	600999		16,078,490.00	2.18
6	600919		15,677,395.00	2.13
7	600036		14,157,944.00	1.92
8	300059		13,934,515.00	1.89
9	00388		11,094,002.89	1.50

10	00700		10,971,432.84	1.49
11	601888		10,446,352.00	1.42
12	002142		9,821,143.30	1.33
13	000002	A	9,815,444.77	1.33
14	300054		9,746,664.00	1.32
15	601688		8,829,296.00	1.20
16	601838		8,516,585.00	1.15
17	03690		8,139,250.78	1.10
18	002007		7,798,557.00	1.06
19	002415		7,698,442.00	1.04
20	601899		7,592,498.00	1.03

" "

8.4.2**2% 20**

1	601601		49,975,485.07	6.77
2	600036		25,258,199.25	3.42
3	601166		21,894,766.30	2.97
4	601888		18,959,742.85	2.57
5	600999		16,974,383.80	2.30
6	600030		16,724,185.00	2.27
7	600919		16,509,509.50	2.24
8	600309		16,095,598.30	2.18
9	601128		15,638,966.00	2.12
10	300059		15,279,777.79	2.07
11	000858		13,343,391.00	1.81
12	601636		12,953,445.28	1.76
13	002271		12,309,937.00	1.67
14	300750		12,288,911.06	1.67
15	600519		11,766,446.49	1.59
16	603308		11,322,247.25	1.53
17	300760		10,126,568.00	1.37
18	00388		10,121,592.51	1.37
19	002142		9,722,425.00	1.32
20	000002	A	9,587,031.00	1.30

" "

8.4.3

	694,735,765.94
	905,739,022.04

" " " "

8.5

1		-	-
2		-	-
3		-	-
		-	-
4		80,920.00	0.26
5		-	-
6		-	-
7		-	-
8		-	-
9		-	-
10		80,920.00	0.26

8.6

1	127269	PR	4,000	80,920.00	0.26

8.7**8.8****8.9**

8.10**8.10.1****8.10.2****8.11****8.11.1****8.11.2****8.11.3****8.12****8.12.1****8.12.2****8.12.3**

1		205, 353. 15
2		-
3		-
4		6, 938. 03
5		39. 97
6		-
7		-
8		-
9		212, 331. 15

8.12.4**8.12.5**

				%	
1	688789		332,117.38	1.05	
2	688772		146,352.96	0.46	
3	688701		31,590.00	0.10	

8.12.6

§ 9

9.1

	()					
A	272	80,044.35	18,420,271.83	84.61%	3,351,791.73	15.39%
C	5	314,480.67	1,571,958.17	99.97%	445.19	0.03%
	277	84,276.05	19,992,230.00	85.64%	3,352,236.92	14.36%

9.2

	A	0.00	0.00%
	C	0.00	0.00%
		0.00	0.00%

9.3

	A	0
	C	0
		0
	A	0
	C	0
		0

§ 10

	A	C
2020年1月23日	18,452,854.74	-
	554,954,103.87	17,296,676.43
	43,844,149.32	9,047,083.71
:	577,026,189.63	24,771,356.78
"_"	-	-
	21,772,063.56	1,572,403.36

§ 11

11.1

11.2

11.2.1

2021 1 25

2021 4 28

2021 8 9

2021 8 19

11.2.2

2021 1 26

2021 2 26

11.3

11.4

11.5

70,000.00

5

11.6

11.7**11.7.1**

	1	703,969,339.26	44.26%	580,335.33	47.50%	-
	1	435,787,490.85	27.40%	275,113.09	22.52%	-
	1	262,949,971.62	16.53%	244,885.54	20.04%	-
	1	159,888,434.08	10.05%	100,937.41	8.26%	-
	1	27,985,357.64	1.76%	20,586.69	1.68%	-

1

1

2

<1998>29

[2007]48

1

a

b

c

d

2

11.7.2

	356,249,284.64	44.30%	3,937,800,000.00	96.70%	-	-

	259,888,895.12	32.32%	134,200,000.00	3.30%	-	-
	136,160,322.61	16.93%	-	-	-	-
	30,304,682.91	3.77%	-	-	-	-
	21,527,358.33	2.68%	-	-	-	-

11.8

1			2021 1 14
2		2020 4	2021 1 22
3	2020 4		2021 1 22
4			2021 1 26
5			2021 1 27
6			2021 3 4
7			2021 3 26
8		2020	2021 3 30
9	2020		2021 3 30
10			2021 3 31

11	2021 1		2021 4 21
12	2021		2021 4 21
13			2021 4 30
14			2021 6 22
15	40		2021 6 29
16			2021 6 29
17			2021 6 29
18			2021 6 29
19			2021 6 29
20			2021 7 5
21			2021 7 14
22	2021 2		2021 7 21
23	2021		2021 7 21

24			2021 7 22
25			2021 7 29
26			2021 8 5
27			2021 8 6
28			2021 8 11
29			2021 8 13
30			2021 8 18
31			2021 8 18
32			2021 8 20
33			2021 8 26
34	2021		2021 8 31

35	2021		2021 8 31
36			2021 9 16
37	2021 1		2021 9 30
38			2021 10 21
39		2021 3	2021 10 27
40	2021		2021 10 27
41			2021 11 9
42			2021 11 16
43			2021 11 23
44			2021 12 2

45			2021 12 3
46			2021 12 23

§12

12.1

20%

20%

12.2

§13

13.1

- 1
- 2
- 3
- 4
- 5
- 6

13.2

13.3

2022 3 31