

2022 1

2022 3 31

2022 4 22

§ 3

3.1

	2022 1 1	-2022 3 31
	A	C
1.	1,936,479.04	-81,091.90
2.	-13,181,520.03	-475,709.96
3.	-0.0681	-0.1081
4.	198,120,507.32	453,428.97
5.	1.2945	1.2720

1

2

3.2

3.2.1

A

	-5.64%	0.62%	-4.42%	0.44%	-1.22%	0.18%
	-3.43%	0.50%	-3.54%	0.35%	0.11%	0.15%
	-5.98%	0.44%	-3.59%	0.34%	-2.39%	0.10%
	29.45%	0.47%	8.51%	0.37%	20.94%	0.10%

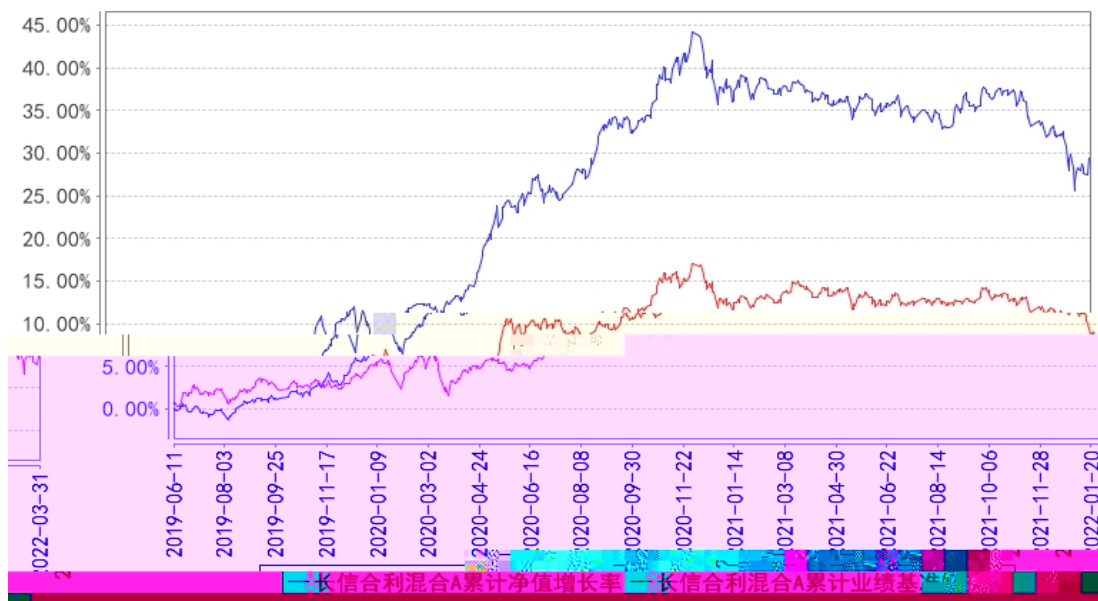
C

--	--	--	--	--	--	--

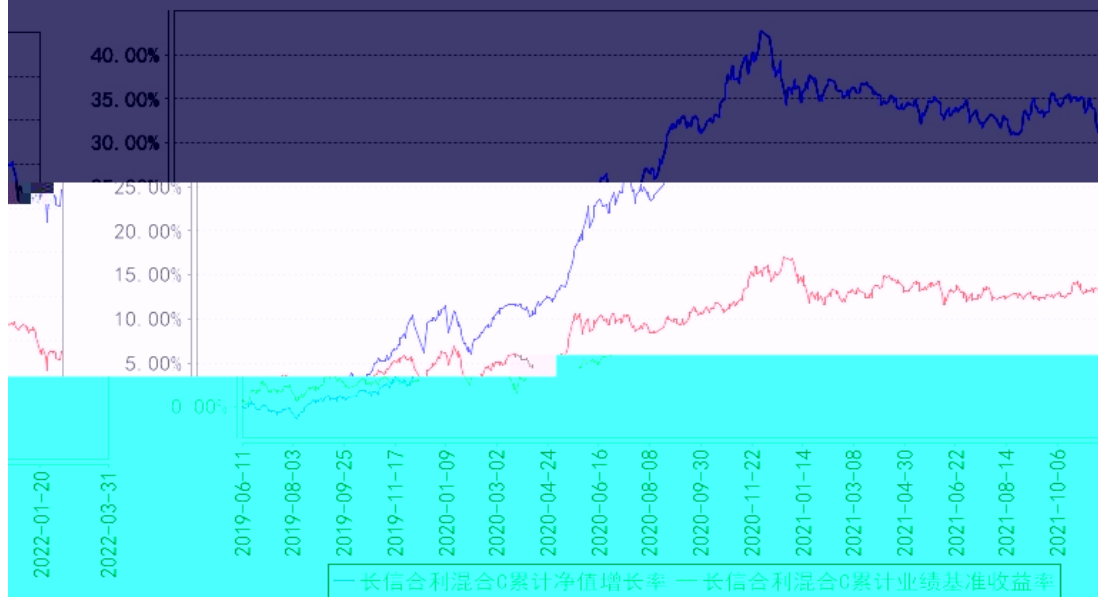
	-5.80%	0.62%	-4.42%	0.44%	-1.38%	0.18%
	-3.74%	0.50%	-3.54%	0.35%	-0.20%	0.15%
	-6.57%	0.44%	-3.59%	0.34%	-2.98%	0.10%
	27.20%	0.47%	8.51%	0.37%	18.69%	0.10%

3.2.2

长信合利混合A累计净值增长率与同期业绩比较基准收益率的历史走势对比图



长信合利混合C累计净值增长率与同期业绩比较基准收益率的历史走势对比图



1 2019 6 11 2022 3 31

2

6

§ 4

4.1

		2019	6	-	2013
		26		9	

1

2

4.2

4.3

4.3.1

4.3.2

5%

4.4

4.5

2022	3	31	A	1.2945	1.2945	
			A	-5.64%	C	1.2720
		1.2720		C	-5.80%	
		-4.42%				

4.6

§ 5

5.1

			%
1		75,985,016.40	37.54
		75,985,016.40	37.54
2		-	-
3		92,763,315.08	45.83
		92,763,315.08	45.83
		-	-
4		-	-
5		-	-
6		-	-
		-	-
7		33,516,607.14	16.56
8		162,397.54	0.08
9		202,427,336.16	100.00

5.2

5.2.1

			%
A		-	-
B		18,734.32	0.01
C		30,220,045.48	15.22
D		2,023,725.00	1.02
E		3,878,126.00	1.95
F		4,410,452.16	2.22
G		15,428,183.60	7.77
H		7,603.20	0.00
I		1,162,813.00	0.59
J		-	-
K		13,458,412.00	6.78
L		-	-
M		5,334,973.95	2.69
N		5,014.10	0.00
O		-	-
P		-	-
Q		25,692.99	0.01

R		11,240.60	0.01
S		-	-
		75,985,016.40	38.27

5.2.2

5.3

5.3.1

					%
1	002372		401,700	8,218,782.00	4.14
2	002415		187,100	7,671,100.00	3.86
3	603128		613,978	7,183,542.60	3.62
4	002120		300,000	5,268,000.00	2.65
5	600383		368,100	5,256,468.00	2.65
6	600153		339,200	4,314,624.00	2.17
7	603259		37,400	4,203,012.00	2.12
8	601117		400,000	3,856,000.00	1.94
9	000736		252,900	3,576,006.00	1.80
10	300286		126,704	3,410,871.68	1.72

5.4

				%
1			-	-
2			-	-
3			72,249,435.63	36.38
			72,249,435.63	36.38
4			-	-
5			-	-
6			20,513,879.45	10.33
7			-	-
8			-	-
9			-	-
10			92,763,315.08	46.71

5.5

					%
1	200212	20 12	300,000	31,271,498.63	15.75
2	190207	19 07	200,000	20,583,846.58	10.37

3	102001813	20 MTN001B	100,000	10,310,265.75	5.19
4	102000841	20 MTN002	100,000	10,203,613.70	5.14
5	210404	21 04	100,000	10,198,747.95	5.14

5.6

5.7

5.8

5.9

5.9.1

5.9.2

5.10


5.10.1

5.10.2

5.10.3

5.11

5.11.1



5.11.2

5.11.3

1		161,548.22
2		-
3		-
4		-
5		849.32
6		-
7		-
8		162,397.54

5.11.4

5.11.5

5.11.6

§ 6

	A	C
	410,470,036.92	5,180,291.83
	24,013.02	1,272.69
:	257,445,142.95	4,825,102.89
" -"	-	-
	153,048,906.99	356,461.63

§ 7

7.1

7.2

§ 8

8.1

20%

20%

8.2

§ 9

9.1

1

2

3

4

5

6

9.2

9.3

2022 4 22