

LOF

2022

2022 12 31

2023 3 31

§ 1

1.1

2023 3 29

2022 1 1 2022 12 31

1.2		
§ 1	2
1.1	2
1.2	3
§ 2	5
2.1	5
2.2	5
2.3	6
2.4	6
2.5	6
§ 3	6
3.1	6
3.2	8
3.3	11
§ 4	11
4.1	11
4.2	14
4.3	14
4.4	15
4.5	16
4.6	16
4.7	16
4.8	17
4.9	17
§ 5	17
5.1	17
5.2	17
5.3	18
§ 6	18
6.1	18
6.2	18
§ 7	20
7.1	20
7.2	21
7.3	23
7.4	26
§ 8	55

8.1	55
8.2	56
8.3	56
8.4	56
8.5	56
8.6	57
8.7	57
8.8	57
8.9	57
8.10	57
8.11	57
§ 9	59
9.1	59
9.2	60
9.3	60
9.4	60
§ 10	61
§ 11	61
11.1	61
11.2	61
11.3	61
11.4	61
11.5	61
11.6	62
11.7	62
11.8	63
§ 12	66
12.1	20%	66
12.2	67
§ 13	67
13.1	67
13.2	67
13.3	67

§ 2

2.1

	L0F	
	L0F	
	L0F	
	163003	
	2016 6 25	
	417,774,266.29	
	2016 7 22	
	(L0F)A	(L0F)C
	-	L0F
	163008	163003
	405,699,889.95	12,074,376.34

1

2011 6 24

5

2016 6 24

A

B

L0F

2

2017 1 9

L0F

C

A

2017 1 4

L0F

3

L0F C

2.2

--	--

2.3

	021-61009999	010-68858113
	zhouyg@cxfund.com.cn	hanxi awei@psbcoa.com.cn
	4007005566	95580
	021-61009800	010-68858120
	68 9	3
	9 68	3 A
	200120	100808

2.4

	www.cxfund.com.cn
	68 9
	3 A

2.5

		222 30
		17

§ 3

3.1

3.1.1	2022		2021		2020	
	(L0F)A	(L0F)C	(L0F)A	(L0F)C	(L0F)A	(L0F)C

	-1,644,957.68	-84,366.72	11,177,033.69	159,187.69	9,431,669.70	848,029.75
	-14,014,016.51	-486,521.56	18,405,960.24	301,828.89	7,773,700.56	571,069.42
	-0.0345	-0.0359	0.0238	0.0207	0.0436	0.0290
	-5.58%	-5.81%	3.66%	3.20%	6.29%	4.25%
	-5.38%	-5.70%	4.03%	3.68%	5.14%	4.77%
3.1. 2	2022		2021		2020	
	-1,282,023.27	-77,702.09	11,997,140.69	477,205.15	12,494,861.67	1,266,756.27
	-0.0032	-0.0064	0.0295	0.0188	0.0974	0.0814
	246,916,288.73	7,309,544.02	261,159,273.09	16,287,217.92	90,979,438.22	10,801,202.35
	0.6086	0.6054	0.6432	0.6420	0.7092	0.6941

3.1.3	2022		2021		2020	
	18.88%	17.31%	25.63%	24.40%	20.77%	19.99%

1

2

3

3.2

3.2.1

(LOF)A

	-0.98%	0.31%	-0.02%	0.08%	-0.96%	0.23%
	-1.85%	0.26%	1.45%	0.06%	-3.30%	0.20%
	-5.38%	0.37%	3.31%	0.06%	-8.69%	0.31%
	3.50%	0.28%	11.80%	0.07%	-8.30%	0.21%
	16.06%	0.23%	26.55%	0.07%	-10.49%	0.16%
	18.88%	0.21%	27.06%	0.07%	-8.18%	0.14%

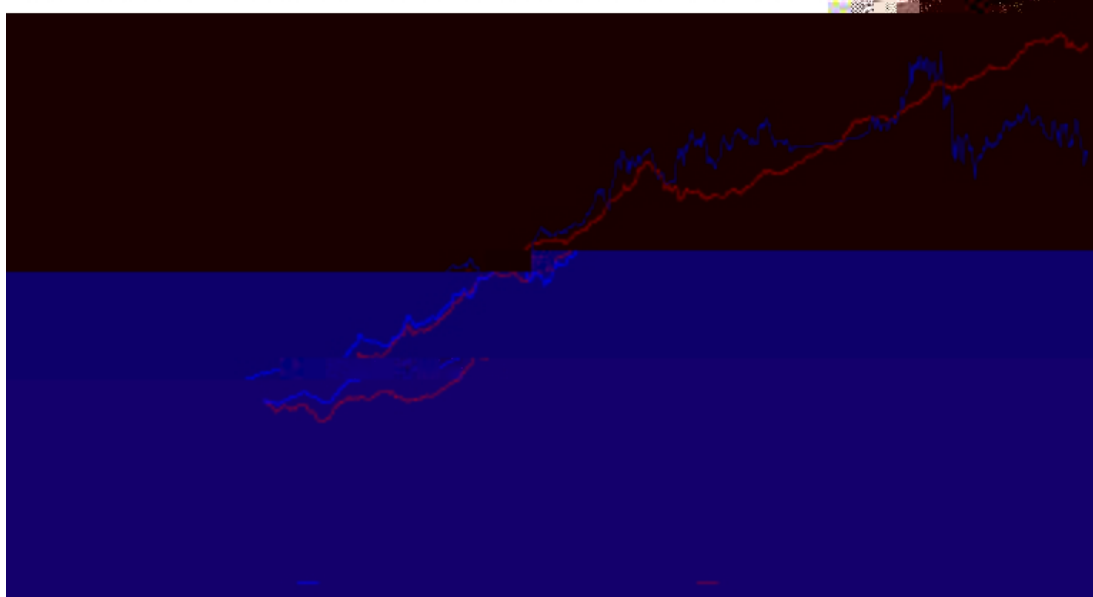
(LOF)C

--	--	--	--	--	--	--

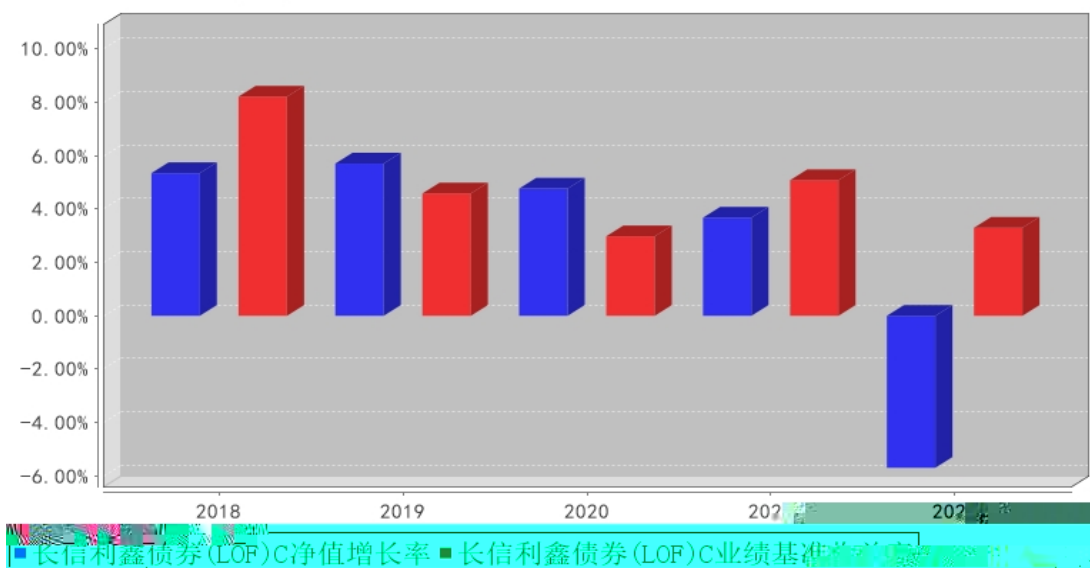
	-1.05%	0.31%	-0.02%	0.08%	-1.03%	0.23%
	-2.01%	0.26%	1.45%	0.06%	-3.46%	0.20%
	-5.70%	0.37%	3.31%	0.06%	-9.01%	0.31%
	2.43%	0.28%	11.80%	0.07%	-9.37%	0.21%
	14.07%	0.23%	26.55%	0.07%	-12.48%	0.16%
	17.31%	0.20%	27.44%	0.07%	-10.13%	0.13%

3.2.2

长信利鑫债券(LOF) A累计净值增长率与同期业绩比较基准收益率的历史走势对比图



长信利鑫债券(LOF)C基金每年净值增长率与同期业绩比较基准收益率的对比图



3.3

(LOF)A

	10				
2022	-	-	-	-	-
2021	0.900	148,394,432.56	6,092.13	148,400,524.69	-
2020	-	-	-	-	-
	0.900	148,394,432.56	6,092.13	148,400,524.69	-

(LOF)C

	10				
2022	-	-	-	-	-
2021	0.740	821,724.02	280,272.00	1,101,996.02	-
2020	-	-	-	-	-
	0.740	821,724.02	280,272.00	1,101,996.02	-

§ 4

4.1

4.1.1

2003 63

1.65

44.55%

31.21%

15.15%

4.55%

4.54%

2022 12 31

85

100

(L0F)

(L0F)

L0F

500

F0F

300

F0F

12

67

--	--	--	--	--	--

1

2

4.2

4.3

4.3.1

1

2

1

2

5 1

3

4

5

4.3.2

4.3.3

5%

4.4

4.4.1

2022

7

DR007

3

" "

4

" " " "

11

12

10

2.92%

2.86%

2022

4.4.2

2022 12 31 , (LOF)A 0.6086 ,
 1.1306 , (LOF)A -5.38%; (LOF)C
 0.6054 , 1.1114 , (LOF)C
 -5.70%, 3.31%

4.5

2023

CPI

4.6

4.7

4.8

4.9

§ 5

5.1

(LOF)

" "

" "

5.2

5.3

§ 6

6.1

	() (23) P00843

6.2

	LOF
	(LOF) 2022 12 31 2022 ()
	(LOF)2022 12 31 2022
	" "
	(LOF)
	-
	-
	(" ") (LOF)2022

	<p>(LOF)</p> <p>()</p> <p>(LOF)</p>
	<p>(LOF)</p> <p>(1)</p> <p>(2)</p> <p>(3)</p> <p>(4)</p> <p>(LOF)</p> <p>(LOF)</p> <p>(5) ()</p>

		222	30
	2023	3	28

§ 7

7.1

LOF

2022 12 31

		2022 12 31	2021 12 31
	7.4.7.1	40,970,114.16	27,110,122.24
		11,148.09	177,792.34
		2,252.94	14,575.06
	7.4.7.2	213,991,742.49	246,141,076.47
		-	-
		-	-
		213,991,742.49	246,141,076.47
		-	-
		-	-
		-	-
	7.4.7.3	-	-
	7.4.7.4	-	-
	7.4.7.5	-	-
		-	-
		-	-
		-	-
	7.4.7.6	-	-
	7.4.7.7	-	-
		-	-
		-	-
		2,233.34	872,692.61
		-	-
	7.4.7.8	-	3,863,216.12
		254,977,491.02	278,179,474.84
		2022 12 31	2021 12 31
		-	-
		-	-

	7.4.7.3	-	-
		-	-
		-	-
		4,853.35	14,161.13
		152,145.67	161,342.24
		43,470.17	46,097.79
		2,220.58	2,736.80
		-	-
		375,895.90	375,420.35
		-	-
		-	-
	7.4.7.9	173,072.60	133,225.52
		751,658.27	732,983.83
	7.4.7.10	255,585,558.11	263,938,923.29
	7.4.7.11	-	-
	7.4.7.12	-1,359,725.36	13,507,567.72
		254,225,832.75	277,446,491.01
		254,977,491.02	278,179,474.84

1 2022 12 31 (LOF)A 0.6086

(LOF)C 0.6054 417,774,266.29 (LOF)A

405,699,889.95 (LOF)C 12,074,376.34

2 XBRL 3 <

>

 2021 " " "

" " " 2022 " " "

" 2021 " " " " "

" " 2022 " " " "

7.2

LOF

2022 1 1 2022 12 31

		2022 1 1 2022	2021 1 1 2021
		12 31	12 31
		-11,933,443.03	24,269,876.16
1.		356,317.11	15,440,369.84
	7.4.7.13	223,483.53	157,195.07

		-	14,756,974.61
		-	-
		132,833.58	526,200.16
		-	-
		-	-
2.	" -"	474,279.72	1,029,328.92
	7.4.7.14	-	-130,930.15
		-	-
	7.4.7.15	474,279.72	1,160,259.07
	7.4.7.16	-	-
	7.4.7.17	-	-
	7.4.7.18	-	-
	7.4.7.19	-	-
		-	-
		-	-
3.	" -"	7.4.7.20	-12,771,213.67
			7,371,567.75
4.	" -"		-
5.	" -"	7.4.7.21	7,173.81
			428,609.65
			2,567,095.04
			5,562,087.03
1	7.4.10.2.1	1,817,379.20	3,543,116.36
2	7.4.10.2.2	519,251.13	1,012,318.96
3	7.4.10.2.3	29,525.54	33,029.41
4		-	-
5		-	682,059.40
		-	682,059.40
6	7.4.7.22	-	-
7		3,709.17	34,334.02
8	7.4.7.23	197,230.00	257,228.88
		-14,500,538.07	18,707,789.13
		-	-
		-14,500,538.07	18,707,789.13
		-	-

		-14,500,538.07	18,707,789.13

XBRL 3 < >

2021 " " " "

" " 2022 " " " "

7.3

L0F

2022 1 1 2022 12 31

	2022 1 1		2022 12 31	
	263,938,923.29	-	13,507,567.72	277,446,491.01
	-	-	-	-
	-	-	-	-
	-	-	-	-
	263,938,923.29	-	13,507,567.72	277,446,491.01
" -"	-8,353,365.18	-	-14,867,293.08	-23,220,658.26
	-	-	-14,500,538.07	-14,500,538.07
	-8,353,365.18	-	-366,755.01	-8,720,120.19

" _"				
1.	7,862,606.00	-	192,954.47	8,055,560.47
2	-16,215,971.18	-	-559,709.48	-16,775,680.66
" _"	-	-	-	-
	-	-	-	-
	255,585,558.11	-	-1,359,725.36	254,225,832.75
	2021 1 1 2021 12 31			
	88,004,635.56	-	13,776,005.01	101,780,640.57
	-	-	-	-

	-	-	-	-
	-	-	-	-
	88,004,635.56	-	13,776,005.01	101,780,640.57
" _"	175,934,287.73	-	-268,437.29	175,665,850.44
	-	-	18,707,789.13	18,707,789.13
" _"	175,934,287.73	-	130,526,294.29	306,460,582.02
1.	1,375,962,238.92	-	141,828,497.19	1,517,790,736.11
2	-1,200,027,951.19	-	-11,302,202.90	-1,211,330,154.09
" _"	-	-	-149,502,520.71	-149,502,520.71

	-	-	-	-
	263,938,923.29	-	13,507,567.72	277,446,491.01

7.1 7.4

7.4

7.4.1

(LOF) (" ")

(" [2011] 603)

(" ") 2011

6 24 5 2016 6 24

(LOF) "

(LOF) " 2016 6 25

2016 6 25 " (LOF)"

2017 1 4

(LOF) 2017 1 9 A (

" (LOF)A") (LOF)A

C (" (LOF)C") (LOF)C

0.35%

(LOF)

()
()

80%

20% (5%

)

7.4.2

—

(“

”)

7.4.3

2022 12 31 2022

7.4.4

7.4.4.1

1 1 12 31

7.4.4.2

7.4.4.3

(1)

“ ”
“ ”
(2)

7.4.4.4

12

12

(

)

7.4.4.5

(1)

(2)

(3)

7.4.4.6

7.4.4.7

7.4.4.8

()

()

7.4.4.9 / ()

(1)

(2)

()

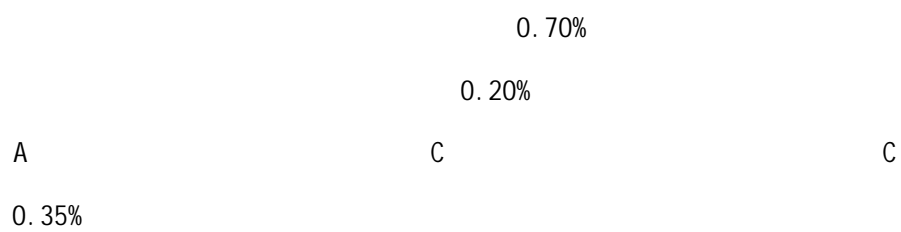
()

()

(3)

(4)

7.4.4.10



7.4.4.11

1

2

12

10%

3

4

5

15

6

7

7.4.4.12

(1)

(2)

(3)

7.4.4.13

1)

() > ([2017]6)

<

2)

) ([2017]13) (AMAC) ([2013]13)

3)

< 2015 1 > ([2014]24) ()

7.4.5

7.4.5.1

	22 —		23 —
	24 —		37 —
(")			2020
12 30			
2022 1 1		2022	
		2021	
			0.00
	27,110,122.24	177,792.34	14,575.06
3,863,216.12			
	-		

- 27,114,887.39 177,880.34 14,582.21
0.00

246,141,076.47

3,858,355.82

249,999,432.29

7.4.5.2

7.4.5.3

7.4.6

[2008]1

2008 9 18

[2012]85

2019 78

[2015]101

[2016]36

[2016]46

[2016]140

[2017]2

[2017]56

[2017]90

(1) ()

2018 1 1

3%

(2)

(3)

1 (1)

1 1 (1) 50%

1

20%

(4) A 0.10% ()

(5)

7.4.7

7.4.7.1

	2022 12 31	2021 12 31
	40,970,114.16	27,110,122.24
	40,961,094.34	27,110,122.24
	9,019.82	-
	-	-
	-	-
	-	-
	-	-
	-	-
1	-	-
1-3	-	-
3	-	-
	-	-
	-	-
	-	-
	-	-
	40,970,114.16	27,110,122.24

7.4.7.2

		2022 12 31			
		-	-	-	-
	-	-	-	-	-
		122,061,305.76	265,875.09	118,219,230.16	-4,107,950.69
		94,957,854.93	1,110,512.33	95,772,512.33	-295,854.93

		217,019,160.69	1,376,387.42	213,991,742.49	-4,403,805.62
		-	-	-	-
		-	-	-	-
		-	-	-	-
		217,019,160.69	1,376,387.42	213,991,742.49	-4,403,805.62
		2021 12 31			
		-	-	-	-
	-	-	-	-	-
		131,165,549.03	-	140,094,076.47	8,928,527.44
		106,608,119.39	-	106,047,000.00	-561,119.39
		237,773,668.42	-	246,141,076.47	8,367,408.05
		-	-	-	-
		-	-	-	-
		-	-	-	-
		237,773,668.42	-	246,141,076.47	8,367,408.05

7.4.7.3 /

7.4.7.3.1 /

7.4.7.4

7.4.7.4.1

7.4.7.4.2

7.4.7.5

7.4.7.5.1

7.4.7.6

7.4.7.6.1

7.4.7.7

7.4.7.7.1

7.4.7.8

	2022 12 31	2021 12 31
	-	3,863,216.12
	-	-
	-	-
	-	3,863,216.12

7.4.7.9

	2022 12 31	2021 12 31
	-	-
	0.21	4.18
	-	-
	1,425.13	1,874.08
	-	-
	1,425.13	1,874.08
	-	-
	9,300.00	9,000.00
	40,000.00	40,000.00
	120,000.00	80,000.00
	2,347.26	2,347.26
	173,072.60	133,225.52

7.4.7.10

(LOF)A

	2022 1 1	2022 12 31
	406,057,585.25	248,417,130.05
	7,044,187.34	4,309,445.53
" -"	-7,401,882.64	-4,528,263.58
/	-	-
/	-	-
	-	-
" -"	-	-

	405,699,889.95	248,198,312.00
--	----------------	----------------

(LOF)C

	2022 1 1			2022 12 31		
	25,370,141.59			15,521,793.24		
	5,807,599.12			3,553,160.47		
" -"	-19,103,364.37			-11,687,707.60		
/				-		
/				-		
				-		
" -"				-		
	12,074,376.34			7,387,246.11		

7.4.7.11

7.4.7.12

(LOF)A

	11,997,140.69	745,002.35	12,742,143.04
	-1,644,957.68	-12,369,058.83	-14,014,016.51
	-7,477.20	-2,672.60	-10,149.80
	212,283.54	-106,714.72	105,568.82
	-219,760.74	104,042.12	-115,718.62
	-	-	-
	10,344,705.81	-11,626,729.08	-1,282,023.27

(LOF)C

	477,205.15	288,219.53	765,424.68
	-84,366.72	-402,154.84	-486,521.56
	-240,583.18	-116,022.03	-356,605.21
	101,588.83	-14,203.18	87,385.65
	-342,172.01	-101,818.85	-443,990.86
	-	-	-
	152,255.25	-229,957.34	-77,702.09

7.4.7.13

--	--	--

	2022 1 1	2022 12 31	2021 1 1	2021 12 31
		222,986.03		119,783.14
		-		-
		-		-
		341.75		1,517.56
		155.75		35,894.37
		223,483.53		157,195.07

76.15

79.60

7.4.7.14

7.4.7.14.1

	2022 1 1	2022 12 31	2021 1 1	2021 12 31
		-		7,324,715.93
		-		7,455,646.08
		-		-
		-		-130,930.15

7.4.7.15

7.4.7.15.1

	2022 1 1	2022 12 31	2021 1 1	2021 12 31
---		3,363,805.84		-
---		-2,889,526.12		1,160,259.07
---		-		-
---		-		-
		474,279.72		1,160,259.07

7.4.7.15.2

	2022 1 1 2022 12 31	2021 1 1 2021 12 31
	237,369,288.86	2,843,467,874.04
	234,446,074.19	2,807,999,375.42
	5,809,588.47	34,308,239.55
	3,152.32	-
	-2,889,526.12	1,160,259.07

7.4.7.15.3 —

7.4.7.15.4 —

7.4.7.16

7.4.7.16.1

7.4.7.17

7.4.7.17.1

7.4.7.18

7.4.7.18.1 —

7.4.7.18.2 —

7.4.7.19

7.4.7.20

	2022 1 1 2022 12 31	2021 1 1 2021 12 31
1.	-12,771,213.67	7,371,567.75
	-	-240,589.66
	-12,771,213.67	7,612,157.41

	-	-
	-	-
	-	-
	-	-
2.	-	-
	-	-
3.	-	-
	-	-
	-12,771,213.67	7,371,567.75

7.4.7.21

	2022	1	1	2022	12	2021	1	1	2021
			31				12	31	
				7,173.81		428,609.65			
				7,173.81		428,609.65			

7

25%

7.4.7.22

7.4.7.23

	2022	1	1	2022	12	2021	1	1	2021	12	31
			31								
				40,000.00		40,000.00					
				120,000.00		80,000.00					
				-		-					
				36,930.00		35,850.00					
				-		60,000.00					
				300.00		1,200.00					
				-		40,178.88					
				197,230.00		257,228.88					

7.4.8

7.4.8.1

7.4.8.2

7.4.9

"	
" "	
" "	
")	
")	
" "	
" ")	
" "	
" "	

7.4.10

7.4.10.1

7.4.10.1.1

	2022 1 1			2022 12 31			2021 1 1			2021 12 31		
						%					%	
			-			-	5,698,585.43				77.80	

7.4.10.1.2

	2022 1 1			2022 12 31			2021 1 1			2021 12 31		

		%		%
	35,539,935.69	68.14	156,635,861.01	61.54

7.4.10.1.3

	2022 1 1		2022 12 31		2021 1 1		2021 12 31	
		%		%		%		%
	24,000,000.00	100.00	18,000,000.00	100.00				

7.4.10.1.4

7.4.10.1.5

	2022 1 1		2022 12 31		2021 1 1		2021 12 31	
		%		%		%		%
-	-	-	-	-	-	-	-	-
	5,306.95	77.80	-	-	-	-	-	-

1

2

7.4.10.2

7.4.10.2.1

	2022 1 1		2022 12 31		2021 1 1		2021 12 31	
			1,817,379.20		3,543,116.36			
			24,025.53		46,018.64			

× 0.70%

= × 0.70%÷

7.4.10.2.2

	2022	1	1	2022	2021	1	1	2021
		12	31			12	31	
				519,251.13				1,012,318.96

× 0.20%

= × 0.20%÷

7.4.10.2.3

	2022			2022		
	1	1	12	1	1	12
	(LOF)A			(LOF)C		
	-			14,417.05		14,417.05
	-			42.78		42.78
	-			11.50		11.50
	-			14,471.33		14,471.33
	2021			2021		
	1	1	12	1	1	12
	(LOF)A			(LOF)C		
	-			15,228.44		15,228.44
	-			63.39		63.39
	-			11.60		11.60
	-			15,303.43		15,303.43

(LOF)A , (LOF)C

× 0.35%

(LOF)C = (LOF)C × 0.35%÷

7.4.10.3 ()

2022 1 1 2022 12 31						
-	-	-	-	-	-	-
2021 1 1 2021 12 31						
	-	-	-	-	120,000.00	15,461.55
					0.00	

7.4.10.4

7.4.10.4.1

7.4.10.4.2

7.4.10.5

7.4.10.5.1

7.4.10.5.2

7.4.10.6

	2022 1 1 2022 12 31		2021 1 1 2021 12 31	
	40,970,114.16	222,986.03	27,110,122.24	119,783.14

2022 12 31

" " 2021 12 31

7.4.10.7

7.4.10.8

7.4.11

7.4.12 2022 12 31

7.4.12.1 /

7.4.12.2

7.4.12.3

7.4.12.3.1

7.4.12.3.2

7.4.12.4

7.4.13

7.4.13.1

" "

7. 4. 13. 2

10%

10%

7. 4. 13. 2. 1

	2022 12 31	2021 12 31
A-1	-	-
A-1	-	-
	10, 104, 805. 48	-
	10, 104, 805. 48	-

7. 4. 13. 2. 2

7. 4. 13. 2. 3

7. 4. 13. 2. 4

	2022 12 31	2021 12 31
--	------------	------------

AAA	47,238,300.61	54,373,959.78
AAA	75,145,491.19	91,743,116.69
	81,503,145.21	100,024,000.00
	203,886,937.01	246,141,076.47

7.4.13.2.5

7.4.13.2.6

7.4.13.3

7.4.13.3.1

7.4.13.4

7.4.13.4.1

7. 4. 13. 4. 1. 1

20						
22	6	6 -1	1-5	5		
12						
31						
	40,970,114.16	-	-	-	-	40,970,114.16
	11,148.09	-	-	-	-	11,148.09
	2,252.94	-	-	-	-	2,252.94
	50,540,364.68	159,028,422.25	4,422,955.56	-	-	213,991,742.49
	-	-	-	-	2,233.34	2,233.34
	91,523,879.87	159,028,422.25	4,422,955.56	-	2,233.34	254,977,491.02

	-	-	-	-	4,853.35	4,853.35
	-	-	-	-	152,145.67	152,145.67
	-	-	-	-	43,470.17	43,470.17
	-	-	-	-	2,220.58	2,220.58
	-	-	-	-	375,895.90	375,895.90
	-	-	-	-	173,072.60	173,072.60
	-	-	-	-	751,658.27	751,658.27
91,523,879.87	159,028,422.25	4,422,955.56	-	-749,424.93	254,225,832.75	

20						
21	6	6 -1	1-5	5		
12						
31						
	27,110,122.24	-	-	-	-	27,110,122.24
	177,792.34	-	-	-	-	177,792.34
	14,575.06	-	-	-	-	14,575.06
	152,587,195.80	87,530,880.67	6,023,000.00	-	-	246,141,076.47
	-	-	-	-	872,692.61	872,692.61
	-	-	-	-	3,863,216.12	3,863,216.12
	179,889,685.44	87,530,880.67	6,023,000.00	-	4,735,908.73	278,179,474.84

	-	-	-	-	14,161.13	14,161.13
	-	-	-	-	161,342.24	161,342.24
	-	-	-	-	46,097.79	46,097.79
	-	-	-	-	2,736.80	2,736.80
	-	-	-	-	375,420.35	375,420.35
	-	-	-	-	133,225.52	133,225.52
	-	-	-	-	732,983.83	732,983.83
179,889,685.44	87,530,880.67	6,023,000.00	-	4,002,924.90	277,446,491.01	

--	--	--	--	--	--	--

7.4.13.4.1.2

		2022 12 31	2021 12 31
	27	-1,361,306.51	-1,828,591.63
	27	1,361,306.51	1,828,591.63

7.4.13.4.2

7.4.13.4.3

VaR (Value at Risk)

12 31

7.4.13.4.3.1

	2022 12 31	%	2021 12 31	%
	-	-	-	-

	-	-	-	-
	213,991,742.49	84.17	246,141,076.47	88.72
	-	-	-	-
	-	-	-	-
	-	-	-	-
	213,991,742.49	84.17	246,141,076.47	88.72

7.4.13.4.3.2

7.4.14

7.4.14.1

--

7.4.14.2

7.4.14.2.1

	2022 12 31	2021 12 31
	117,960,836.24	140,094,076.47
	96,030,906.25	106,047,000.00
	-	-
	213,991,742.49	246,141,076.47

7.4.14.2.2

)	(
---	---

--

7.4.14.3

--

7.4.14.4

--

7.4.15

§ 8

8.1

			%
1		-	-
		-	-
2		-	-
3		213,991,742.49	83.93
		213,991,742.49	83.93
		-	-
4		-	-
5		-	-
6		-	-
		-	-
7		40,981,262.25	16.07
8		4,486.28	0.00
9		254,977,491.02	100.00

8.2

8.2.1

8.2.2

8.3

8.4

8.4.1 2% 20

8.4.2 2% 20

8.4.3

8.5

			%
1		-	-
2		-	-
3		91,607,950.69	36.03
		91,607,950.69	36.03
4		4,164,561.64	1.64
5		-	-
6		-	-
7		118,219,230.16	46.50
8		-	-
9		-	-
10		213,991,742.49	84.17

8.6

					%	
1	200313	20	13	800,000	81,503,145.21	32.06
2	110076			164,240	18,153,694.69	7.14
3	127025			138,538	14,518,774.81	5.71
4	113024			123,040	14,232,171.64	5.60
5	128121			101,993	12,432,765.07	4.89

8.7

8.8

8.9

8.10

8.10.1

8.10.2

8.11

8.11.1

, 2022 3 21
2022 9

EAST
EAST 90 EAST EAST
EAST EAST EAST
EAST EAST EAST
EAST EAST EAST
EAST EAST EAST
EAST EAST EAST
EAST EAST EAST
EAST EAST EAST

420
, 2022 3 21
2022 8

EAST 90
EAST EAST EAST
EAST EAST EAST
EAST EAST EAST EAST
EAST EAST EAST
EAST EAST EAST

EAST EAST

EAST

440

8.11.2

8.11.3

1		2,252.94
2		-
3		-
4		-
5		2,233.34
6		-
7		-
8		-
9		4,486.28

8.11.4

:

				%
1	110076		18,153,694.69	7.14
2	127025		14,518,774.81	5.71
3	113024		14,232,171.64	5.60
4	128121		12,432,765.07	4.89
5	113053	22	9,144,659.73	3.60
6	110060		8,590,081.53	3.38
7	127044		8,111,120.00	3.19
8	123115		7,223,747.32	2.84
9	113044		6,588,567.12	2.59
10	113632	21	4,991,972.60	1.96

11	118008		4,828,249.86	1.90
12	110047		4,138,301.22	1.63
13	127030		2,510,997.26	0.99
14	123107		2,495,733.39	0.98

8.11.5

8.11.6

§9

9.1

				%		%
(LOF)A	169	2,400,591.06	405,301,515.05	99.90	398,374.90	0.10
(LOF)C	2,671	4,520.55	333,595.68	2.76	11,740,780.66	97.24
	2,840	147,103.61	405,635,110.73	97.09	12,139,155.56	2.91

9.2

(LOF)C

			%
1	-	233,497.00	28.77
2	-	99,844.00	12.30
3		95,235.00	11.73
4		88,800.00	10.94
5		62,056.00	7.65

6		50,987.00	6.28
7		43,081.00	5.31
8		30,987.00	3.82
9		20,367.00	2.51
10		11,320.00	1.39

9.3

			%
	(LOF)A	0.00	0.00
	(LOF)C	1,137.26	0.01
		1,137.26	0.00

9.4

	(LOF)A	0
	(LOF)C	0
		0
	(LOF)A	0
	(LOF)C	0
		0

§ 10

	(LOF)A	(LOF)C
2016 6 25	-	382,306,241.59
	406,057,585.25	25,370,141.59
	7,044,187.34	5,807,599.12
	7,401,882.64	19,103,364.37
	-	-
	405,699,889.95	12,074,376.34

§ 11

11.1

11.2

11.2.1

2022 2 21

11.2.2

11.3

11.4

11.5

40,000.00

6

11.6

11.6.1

1	
	2022 1 18

11.6.2

11.7

11.7.1

			(%)		(%)	
	1	-	-	-	-	-
	1	-	-	-	-	-

1

2

<1998>29

[2007]48

1

a

b

c

d

2

11.7.2

		(%)		(%)		(%)
	35,539,935. 69	68.14	24,000,000.0 0	100.00	-	-
	16,613,828. 81	31.86	-	-	-	-

11.8

--	--	--	--

1			2022 1 13
2	4	L0F 2021	2022 1 24
3	2021		2022 1 24
4			2022 1 26
5			2022 2 8
6	" "		2022 2 16
7	" "	" "	2022 2 16
8			2022 2 23
9	" "		2022 2 23
10			2022 3 3
11			2022 3 17

12	L0F 2021		2022 3 31
13	2021		2022 3 31
14	L0F 2022 1		2022 4 22
15	2022		2022 4 22
16			2022 4 25
17			2022 5 7
18			2022 5 11
19			2022 5 25
20			2022 5 26
21	L0F 2022 1		2022 5 31
22			2022 6 8
23			2022 6 13

24			2022 6 15
25			2022 6 15
26			2022 6 30
27	2	LOF 2022	2022 7 21
28	2022		2022 7 21
29			2022 8 4
30			2022 8 17
31			2022 8 17
32			2022 8 24
33		LOF 2022	2022 8 31
34	2022		2022 8 31
35			2022 9 2

36	APP		2022 9 28
37	3 LOF 2022		2022 10 26
38	2022		2022 10 26
39			2022 11 8
40			2022 12 16

§ 12

12.1

20%

	20%						%
		20%					
	1	2022 1 1 2022 12 31	162,997,5 55.01	0.00	0.00	162,997,555.0 1	39.02
1							
2							
3							

12.2

§ 13

13.1

1

2

(LOF)

3

(LOF)

4

(LOF)

5

6

13.2

13.3

2023 3 31