

2022

2022 12 31

2023 3 31

§ 1

1.1

2023 3 29

2022 1 1 2022 12 31

1.2		
§ 1	2
1.1	2
1.2	3
§ 2	5
2.1	5
2.2	5
2.3	5
2.4	6
2.5	6
§ 3	6
3.1	6
3.2	8
3.3	10
§ 4	10
4.1	10
4.2	12
4.3	13
4.4	14
4.5	14
4.6	14
4.7	15
4.8	15
4.9	15
§ 5	15
5.1	15
5.2	16
5.3	16
§ 6	16
6.1	16
6.2	16
§ 7	18
7.1	18
7.2	20
7.3	21
7.4	23
§ 8	53

8.1	53
8.2	53
8.3	54
8.4	54
8.5	56
8.6	57
8.7	57
8.8	57
8.9	57
8.10	57
8.11	57
8.12	57
§ 9	59
9.1	59
9.2	59
9.3	59
§ 10	60
§ 11	60
11.1	60
11.2	60
11.3	60
11.4	60
11.5	60
11.6	61
11.7	61
11.8	63
§ 12	67
12.1	20%	67
12.2	68
§ 13	68
13.1	68
13.2	68
13.3	68

§ 2

2.1

	004608	
	2017 12 7	
	41,660,995.00	
	A	C
	004608	004609
	39,126,763.73	2,534,231.27

2.2

		GDP	CPI
	M2		
		*70%+	*30%
		300	

2.3

	021-61009999	95559
	zhouyg@cxfund.com.cn	luzj@bankcomm.com
	4007005566	95559
	021-61009800	021-62701216
	68 9	188
	68	18
	9	
	200120	200336

2.4

	www.cxfund.com.cn
	68 9
	18

2.5

		222 30
		17 68 9

§ 3

3.1

3.1. 1	2022		2021		2020	
	A	C	A	C	A	C
	-7,251,814.74	-512,907.45	26,339,907.40	16,484,431.00	55,746,625.19	40,195,029.02
	-10,594,575.42	-706,906.07	3,668,536.29	1,337,035.87	73,175,548.67	52,462,537.98
	-0.2471	-0.2409	0.0161	0.0099	0.3025	0.3020
	-17.93%	-17.45%	1.10%	0.67%	22.76%	22.63%
	-15.50%	-15.71%	1.73%	1.48%	21.55%	21.25%

	2022		2021		2020	
3.1.2	9,433,149.41	615,329.73	30,609,255.38	1,942,479.49	125,926,392.16	65,200,593.53
	0.2411	0.2428	0.4188	0.4243	0.3340	0.3418
	48,665,323.45	3,155,607.33	107,574,477.31	6,762,431.90	545,423,015.51	277,660,375.03
	1.2438	1.2452	1.4719	1.4772	1.4468	1.4556
3.1.3	2022		2021		2020	
	26.62%	26.74%	49.84%	50.35%	47.29%	48.15%

1

2

3

3.2

3.2.1

A

	-7.77%	0.50%	0.60%	0.38%	-8.37%	0.12%
	-10.60%	0.60%	-3.17%	0.32%	-7.43%	0.28%
	-15.50%	0.60%	-4.50%	0.38%	-11.00%	0.22%
	4.49%	0.49%	7.83%	0.38%	-3.34%	0.11%
	26.42%	0.40%	19.20%	0.38%	7.22%	0.02%
	26.62%	0.40%	19.41%	0.38%	7.21%	0.02%

C

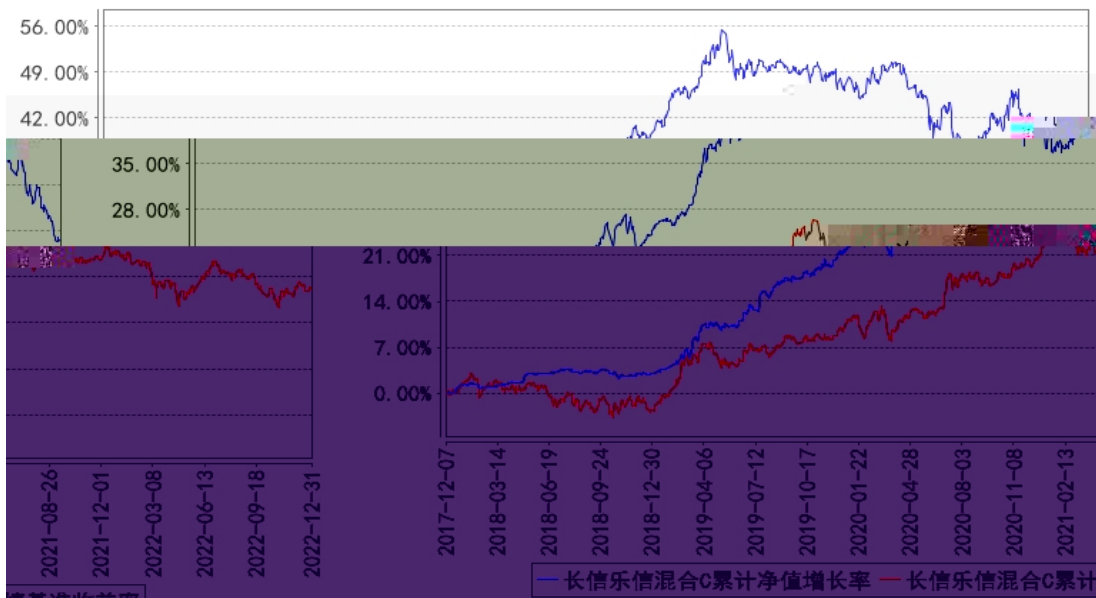
	-7.83%	0.50%	0.60%	0.38%	-8.43%	0.12%
	-10.71%	0.60%	-3.17%	0.32%	-7.54%	0.28%
	-15.71%	0.60%	-4.50%	0.38%	-11.21%	0.22%
	3.72%	0.49%	7.83%	0.38%	-4.11%	0.11%
	25.73%	0.40%	19.20%	0.38%	6.53%	0.02%
	26.74%	0.40%	19.41%	0.38%	7.33%	0.02%

3.2.2

长信乐信混合A累计净值增长率与同期业绩比较基准收益率的历史走势对比图



长信乐信混合C累计净值增长率与同期业绩比较基准收益率的历史走势对比图

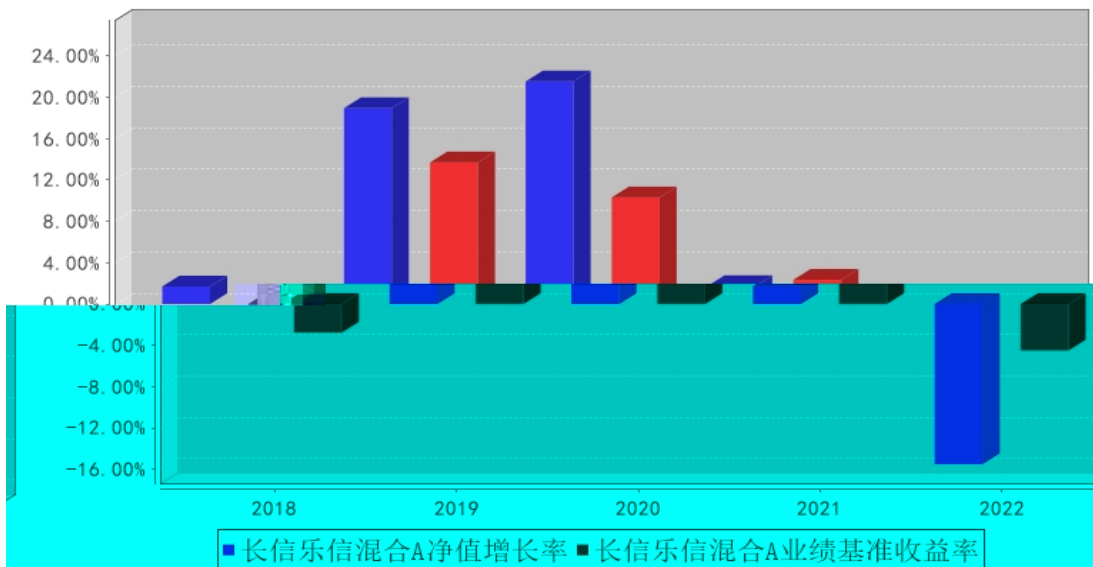


1 2017 12 7 2022 12 31

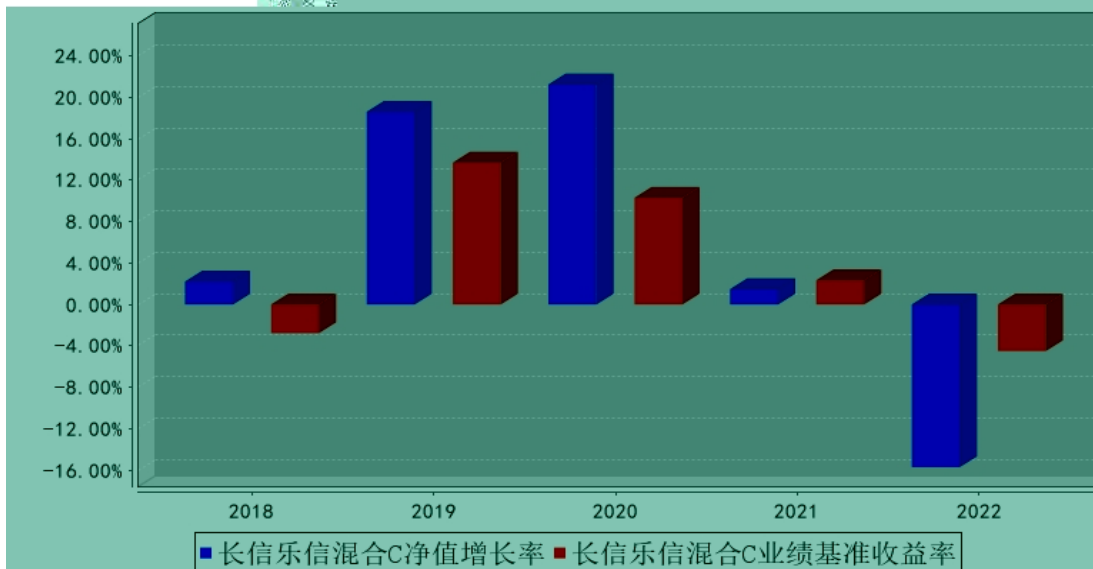
2 6

3.2.3

长信乐信混合A基金每年净值增长率与同期业绩比较基准收益率的对比图



长信乐信混合C基金每年净值增长率与同期业绩比较基准收益率的对比图



3.3

S 4

4.1

4.1.1

2003 63

1.65

				44.55%	
31.21%			15.15%		4.55%
			4.54%		
2022	12	31		85	
				100	
			(LOF)		
			(LOF)		
				LOF	
					500
					FOF
					300

FOF

87

FOF

6

30

FOF

FOF

30

50

4.1.2

		2019			2013	
		5	16	-	9	

1

2

4.2

4.3

4.3.1

1

2

1

2

5 1

3

4

5

4.3.2

4.3.3

5%

4.4

4.4.1

2022

4.4.2

2022 12 31 , A 1.2438 ,
 1.2618 , A -15.50% C
 1.2452 , 1.2632 , C -15.71%,
 -4.50%

4.5

2023

beta

4.6

4.7

4.8

4.9

§ 5

5.1

2022

5.2

2022

5.3

2022

§ 6

6.1

	德师报(审)字(23)第 P00814 号

6.2

	2022 12 31 2022 ()
	2022 12 31 2022
	" "
	-

	-
	(" ") 2022
	()
	(1) (2) (3) (4)

	(5)	()
		()
	汪芳	冯适
	222	30
	2023	3 28

§7

7.1

2022 12 31

		2022 12 31	2021 12 31
	7.4.7.1	7,660,635.03	552,880.71
		4,440,779.80	5,587,228.55
		57,896.88	99,686.93
	7.4.7.2	36,516,053.60	80,154,907.28
		16,738,323.75	35,140,907.28
		-	-
		19,777,729.85	45,014,000.00
		-	-
		-	-
		-	-
	7.4.7.3	-	-
	7.4.7.4	-1,019.31	27,200,000.00
	7.4.7.5	-	-
		-	-
		-	-
		-	-

7.2

2022 1 1 2022 12 31

		2022 1 1 2022 12 31	2021 1 1 2021 12 31
		-10,635,703.35	11,079,529.08
1.		241,062.23	11,352,730.77
	7.4.7.13	144,465.93	203,469.42
		-	10,638,622.44
		-	-
		96,596.30	510,638.91
		-	-
		-	-
2.	" -"	-7,340,875.21	37,378,230.37
	7.4.7.14	-8,906,448.91	35,620,923.62
		-	-
	7.4.7.15	1,200,133.93	-1,151,355.85
	7.4.7.16	-	-
	7.4.7.17	-	-
	7.4.7.18	-	-
	7.4.7.19	365,439.77	2,908,662.60
		-	-
		-	-
3.	7.4.7.20	-3,536,759.30	-37,818,766.24
4.	" -"	-	-
5.	7.4.7.21	868.93	167,334.18
		665,778.14	6,073,956.92
1	7.4.10.2.1	383,752.45	3,233,562.53
2	7.4.10.2.2	70,354.63	592,819.89
3	7.4.10.2.3	10,244.43	502,100.70

4		-	-
5		1,883.19	71,798.39
		1,883.19	71,798.39
6	7.4.7.22	-	-
7		261.20	9,711.26
8	7.4.7.23	199,282.24	1,663,964.15
" -"		-11,301,481.49	5,005,572.16
		-	-
" -"		-11,301,481.49	5,005,572.16
		-	-
		-11,301,481.49	5,005,572.16

XBRL 3 < >

2021

" " " "

" "

2022

" " " "

7.3

2022 1 1 2022 12 31

	2022 1 1		2022 12 31	
	77,663,272.46	-	36,673,636.75	114,336,909.21
	-	-	-	-
	-	-	-	-
	-	-	-	-
	77,663,272.46	-	36,673,636.75	114,336,909.21
" -"	-36,002,277.46	-	-26,513,700.97	-62,515,978.43
	-	-	-11,301,481.49	-11,301,481.49

	-36,002,277.46	-	-15,212,219.48	-51,214,496.94
" -"				
1.	245,896.18	-	95,291.82	341,188.00
2.	-36,248,173.64	-	-15,307,511.30	-51,555,684.94
	-	-	-	-
" -"				
	-	-	-	-
	41,660,995.00	-	10,159,935.78	51,820,930.78
	2021 1 1 2021 12 31			
	567,730,690.06	-	255,352,700.48	823,083,390.54
	-	-	-	-
	-	-	-	-
	-	-	-	-
	567,730,690.06	-	255,352,700.48	823,083,390.54
" -"	-490,067,417.60	-	-218,679,063.73	-708,746,481.33
	-	-	5,005,572.16	5,005,572.16
	-490,067,417.60	-	-223,684,635.89	-713,752,053.49
" -"				
1.	235,108,947.08	-	111,166,158.66	346,275,105.74
2.	-725,176,364.68	-	-334,850,794.55	-1,060,027,159.23

" -"	-	-	-	-
	-	-	-	-
	77,663,272.46	-	36,673,636.75	114,336,909.21

7.1 7.4

7.4

7.4.1

(" ")

(" ")

(

" ") [2017]467

A

C

206,904,871.45

()

() (17) 00490

2017 12 7

(

)

(

)

(

)

(

)

0%-95%

3%

5% ()

× 70%+ 300

× 30%

7.4.2

—

("

")

7.4.3

2022 12 31

2022

7.4.4

7.4.4.1

1 1 12 31

7.4.4.2

7.4.4.3

(1)

“ ” “ ”
“ ”
(2)

7.4.4.4

12

12

(

)

7.4.4.5

(1)

(2)

(3)

7.4.4.6

7.4.4.7

7.4.4.8

()

()

7.4.4.9 / ()

(1)

(2)

()


()

()

(3)

(4)

7.4.4.10



7.4.4.11

(1)

3

(2)

> ([2014]24)
()

7.4.5

7.4.5.1

22 — 23 —
24 — 37 —
(“ ”) 2020
12 30
2022 1 1 2022

2021

0.00

552,880.71 5,587,228.55
99,686.93 27,200,000.00 960,571.63

-

- 554,120.91 5,589,897.75
99,731.83 27,191,420.08 0.00

80,154,907.28

965,197.25

81,120,104.53

7.4.5.2

7.4.5.3

7.4.6

- [2008]1
- 2008 9 18
- [2012]85
- 2019 78
- [2015]101
- [2016]36
- [2016]46
- [2016]140
- [2017]2
- [2017]56
- [2017]90
- (1) ()
- 2018 1 1
- 3%
- (2)
- (3)
- 1 (1)
- 1 1 (1) 50%
- 1 20%
- (4) A 0.10% ()
- (5)

7.4.7

7.4.7.1

	2022 12 31	2021 12 31
--	------------	------------

	7,660,635.03	552,880.71
	7,655,961.48	552,880.71
	4,673.55	-
	-	-
	-	-
	-	-
	-	-
	-	-
1	-	-
1-3	-	-
3	-	-
	-	-
	-	-
	-	-
	-	-
	7,660,635.03	552,880.71

7.4.7.2

		2022 12 31			
		16,936,716.99	-	16,738,323.75	-198,393.24
-		-	-	-	-
		19,478,930.00	299,749.85	19,777,729.85	-950.00
		-	-	-	-
		19,478,930.00	299,749.85	19,777,729.85	-950.00
		-	-	-	-
		-	-	-	-
		-	-	-	-
		36,415,646.99	299,749.85	36,516,053.60	-199,343.24
		2021 12 31			
		32,588,560.97	-	35,140,907.28	2,552,346.31
-		-	-	-	-
		-	-	-	-
		44,228,930.25	-	45,014,000.00	785,069.75
		44,228,930.25	-	45,014,000.00	785,069.75
		-	-	-	-
		-	-	-	-

	-	-	-	-
	76,817,491.22	-	80,154,907.28	3,337,416.06

7.4.7.3 /

7.4.7.3.1 /

/

7.4.7.4

7.4.7.4.1

	2022 12 31	
	-1,019.31	-
	-	-
	-1,019.31	-
	2021 12 31	
	27,200,000.00	-
	-	-
	27,200,000.00	-

7.4.7.4.2

7.4.7.5

7.4.7.5.1

7.4.7.6

7.4.7.6.1

7.4.7.7

7.4.7.7.1

7.4.7.8

	2022 12 31	2021 12 31
	-	960,571.63

	-	-
	-	-
	-	960,571.63

7.4.7.9

	2022 12 31	2021 12 31
	-	-
	-	-
	-	-
	164,730.20	50,774.14
	164,730.20	50,374.14
	-	400.00
	-	-
	9,300.00	9,000.00
	30,000.00	50,000.00
	120,000.00	120,000.00
	324,030.20	229,774.14

7.4.7.10

A

	2022 1 1	2022 12 31
	73,085,311.99	73,085,311.99
	92,637.46	92,637.46
" -"	-34,051,185.72	-34,051,185.72
/	-	-
/	-	-
	-	-
" -"	-	-
	39,126,763.73	39,126,763.73

C

	2022 1 1	2022 12 31
	4,577,960.47	4,577,960.47
	153,258.72	153,258.72
" -"	-2,196,987.92	-2,196,987.92
/	-	-
/	-	-
	-	-

" - "	-	-
	2,534,231.27	2,534,231.27
	()	()

7.4.7.11

7.4.7.12

A

	30,609,255.38	3,879,909.94	34,489,165.32
	-7,251,814.74	-3,342,760.68	-10,594,575.42
	-13,924,291.23	-431,738.95	-14,356,030.18
	32,711.21	1,589.07	34,300.28
	-13,957,002.44	-433,328.02	-14,390,330.46
	-	-	-
	9,433,149.41	105,410.31	9,538,559.72

C

	1,942,479.49	241,991.94	2,184,471.43
	-512,907.45	-193,998.62	-706,906.07
	-814,242.31	-41,946.99	-856,189.30
	56,557.98	4,433.56	60,991.54
	-870,800.29	-46,380.55	-917,180.84
	-	-	-
	615,329.73	6,046.33	621,376.06

7.4.7.13

	2022 1 1	2022 12 31	2021 1 1	2021 12 31
		64,904.03		107,686.77
		-		-
		-		-
		78,851.57		91,245.62
		710.33		4,537.03
		144,465.93		203,469.42

7.4.7.14

7.4.7.14.1

	2022 1 1 31	2022 12 31	2021 1 1 12 31	2021 12 31
		346,426,038.26		602,879,396.61
		354,431,738.88		567,258,472.99
		900,748.29		-
		-8,906,448.91		35,620,923.62

7.4.7.15

7.4.7.15.1

	2022 1 1 31	2022 12 31	2021 1 1 12 31	2021 12 31
---		599,438.83		-
---		600,695.10		-1,151,355.85
---		-		-
---		-		-
		1,200,133.93		-1,151,355.85

7.4.7.15.2

	2022 1 1 12 31	2022 12 31	2021 1 1 12 31	2021 12 31
		72,614,327.63		981,530,228.57
		70,874,653.75		969,559,309.97
		1,138,145.02		13,122,274.45
		833.76		-
		600,695.10		-1,151,355.85

7.4.7.15.3 —

7.4.7.15.4 —

7.4.7.16

7.4.7.16.1

7.4.7.17

7.4.7.17.1

7.4.7.18

7.4.7.18.1 —

7.4.7.18.2 —

—

7.4.7.19

	2022	1	1	2022	12	2021	1	1	2021	12
	31				31					
	365,439.77				2,908,662.60					
	-				-					
	-				-					
	365,439.77				2,908,662.60					

7.4.7.20

	2022	1	1	2022	2021	1	1	2021
	12	31	31		12	31	31	
1.	-3,536,759.30				-37,818,766.24			
	-2,750,739.55				-42,909,394.28			
	-786,019.75				5,090,628.04			
	-				-			
	-				-			

	-	-
	-	-
2.	-	-
	-	-
3.	-	-
	-	-
	-3,536,759.30	-37,818,766.24

7.4.7.21

	2022	1	1	2022	12	2021	1	1	2021
			31				12	31	
				868.19					167,314.36
				0.74					19.82
				868.93					167,334.18

30

30 3

75%

3 6

50%

7.4.7.22

7.4.7.23

	2022	1	1	2022	12	2021	1	1	2021	12	31
			31								
				30,000.00					50,000.00		
				120,000.00					120,000.00		
				-					-		
				37,200.00					36,000.00		
				12,082.24					30,244.41		
				-					1,427,719.74		
				199,282.24					1,663,964.15		

7.4.8

7.4.8.1

7.4.8.2

7.4.9

" "	
" "	
" "	
" ")	
" ")	
" "	
" "	
)	
" "	
" "	

7.4.10

7.4.10.1

7.4.10.1.1

	2022 1 1			2022 12 31			2021 1 1			2021 12 31		
						%					%	
	338,866,140.11			49.48			-				-	

7.4.10.1.2

	2022 1 1			2022 12 31			2021 1 1			2021 12 31		
						%					%	
	45,781,942.00			66.83			-				-	

7.4.10.1.3

	2022 1 1		2022 12 31		2021 1 1		2021 12 31	
				%				%
	889,310,000.00		84.07		-		-	

7.4.10.1.4

7.4.10.1.5

	2022 1 1		2022 12 31	
		%		%
	315,585.19	63.19	108,131.54	65.64
	2021 1 1		2021 12 31	
		%		%
	-	-	-	-

1

2

7.4.10.2

7.4.10.2.1

	2022 1 1		2022 12 31		2021 1 1		2021 12 31	
			383,752.45		3,233,562.53			
			14,746.38		242,199.63			

× 0.60%

=

× 0.60% ÷

7.4.10.2.2

	2022	1	1	2022	2021	1	1	2021
		12	31			12	31	
				70,354.63				592,819.89

 $\times 0.11\%$

=

 $\times 0.11\% \div$

7.4.10.2.3

	2022			2022		
	1	1	12	1	1	12
			31			31
	A			C		
		-		23.75		23.75
		-		23.75		23.75
	2021			2021		
	1	1	12	1	1	12
			31			31
	A			C		
		-		304,244.47		304,244.47
		-		304,244.47		304,244.47

A

C

 $\times 0.25\%$

C

=

C

 $\times 0.25\% \div$

7.4.10.3

()

()

7.4.10.4

7.4.10.4.1

600038		2022 12 26	46.41	2023 10	1	51.05	11,100	528,422.00	515,151.00	-

7.4.12.3

7.4.12.3.1

7.4.12.3.2

7.4.12.4

7.4.13

7.4.13.1

"

"

7. 4. 13. 2

10%

10%

7. 4. 13. 2. 1

	2022 12 31	2021 12 31
A-1	-	-
A-1	-	-
	8, 102, 726. 58	-
	8, 102, 726. 58	-

7. 4. 13. 2. 2

7. 4. 13. 2. 3

7. 4. 13. 2. 4

	2022 12 31	2021 12 31
AAA	-	-
AAA	-	-
	11, 675, 003. 27	45, 014, 000. 00
	11, 675, 003. 27	45, 014, 000. 00

7. 4. 13. 2. 5

7. 4. 13. 2. 6

7. 4. 13. 3

7. 4. 13. 3. 1

7. 4. 13. 4

7. 4. 13. 4. 1

7. 4. 13. 4. 1. 1

	6	6 -1	1-5	5		
--	---	------	-----	---	--	--

2022 12 31						
	7,660,635.03	-	-	-	-	7,660,635.03
	4,440,779.80	-	-	-	-	4,440,779.80
	57,896.88	-	-	-	-	57,896.88
	11,668,994.53	8,108,735.32	-	-	16,738,323.75	36,516,053.60
	-1,019.31	-	-	-	-	-1,019.31
	-	-	-	-	1,759.40	1,759.40
	-	-	-	-	3,502,038.63	3,502,038.63
	23,827,286.93	8,108,735.32	-	-	20,242,121.78	52,178,144.03
	-	-	-	-	82.18	82.18
	-	-	-	-	26,922.11	26,922.11
	-	-	-	-	4,935.72	4,935.72
	-	-	-	-	688.60	688.60

	-	-	-	-	554.44	554.44
	-	-	-	-	324,030.20	324,030.20
	-	-	-	-	357,213.25	357,213.25
	23,827,286.93	38,108,735.32	-	-	19,884,908.53	51,820,930.78
2021 12 31	6	6 -1	1-5	5		
	552,880.71	-	-	-	-	552,880.71
	5,587,228.55	-	-	-	-	5,587,228.55
	99,686.93	-	-	-	-	99,686.93
	15,020,000.00	-	10,212,000.00	19,782,000.00	35,140,907.28	80,154,907.28
	27,200,000.00	-	-	-	-	27,200,000.00
	-	-	-	-	611,439.89	611,439.89
	-	-	-	-	3,706.93	3,706.93
	-	-	-	-	960,571.63	960,571.63
	48,459,796.19	-	10,212,000.00	19,782,000.00	36,716,625.73	115,170,421.92

		-	-	-	-	484,779.08	484,779.08
		-	-	-	-	48,514.29	48,514.29
		-	-	-	-	58,241.76	58,241.76
		-	-	-	-	10,677.66	10,677.66
		-	-	-	-	1,525.78	1,525.78
		-	-	-	-	229,774.14	229,774.14
		-	-	-	-	833,512.71	833,512.71
	48,459,796.19		-10,212,000.00	19,782,000.00		35,883,113.02	114,336,909.21

7.4.13.4.1.2

		2022 12 31	2021 12 31
	27	-21,186.19	-475,302.25
	27	21,186.19	475,302.25

7.4.13.4.2

7.4.13.4.3

VaR (Value at Risk)

12 31

7.4.13.4.3.1

	2022 12 31		2021 12 31	
		%		%
	16,738,323.75	32.30	35,140,907.28	30.73
	-	-	-	-
	19,777,729.85	38.17	45,014,000.00	39.37
	-	-	-	-
	-	-	-	-
	-	-	-	-
	36,516,053.60	70.47	80,154,907.28	70.10

7.4.13.4.3.2

95%			
		2022 12 31	2021 12 31
VaR	1.51%(2021		
12 31 VaR		-783,772.76	-2,625,984.34

	2.30%)		
--	--------	--	--

VaR

95%

2021

7.4.14

7.4.14.1

--

7.4.14.2

7.4.14.2.1

	2022 12 31	2021 12 31
	16,223,172.75	32,504,497.40
	20,292,880.85	45,019,504.49
	-	2,630,905.39
	36,516,053.60	80,154,907.28

7.4.14.2.2

<p style="text-align: center;">)</p> <p style="text-align: right;">(</p>
--

7.4.14.2.3

7.4.14.2.3.1

	2022 1 1	2022 12 31

	-	2,630,905.39	2,630,905.39
	-	-	-
/	-	-	-
	-	-	-
	-	2,516,774.46	2,516,774.46
	-	-114,130.93	-114,130.93
	-	-114,130.93	-114,130.93
	-	-	-
	-	-	-
	-	-	-
		2021 1 1	2021 12 31
	-	3,556,265.41	3,556,265.41
	-	2,004,924.79	2,004,924.79
/	-	-	-
	-	-	-
	-	3,264,764.98	3,264,764.98
	-	334,480.17	334,480.17
	-	334,480.17	334,480.17
	-	-	-
	-	2,630,905.39	2,630,905.39
	-	625,980.60	625,980.60

7.4.14.2.3.2

--	--	--	--

				/	
	-			-	
				/	
	2,630,905.39			0.1717-2.7417	

7.4.14.3

--

7.4.14.4

--

7.4.15

§ 8

8.1

			%
1		16,738,323.75	32.08
		16,738,323.75	32.08
2		-	-
3		19,777,729.85	37.90
		19,777,729.85	37.90
		-	-
4		-	-
5		-	-
6		-1,019.31	-0.00
		-	-
7		12,101,414.83	23.19
8		3,561,694.91	6.83
9		52,178,144.03	100.00

8.2

8.2.1

			%
A		-	-
B		-	-
C		14,309,014.85	27.61
D		-	-
E		-	-
F		-	-
G		514,171.40	0.99
H		-	-
I		1,350,556.00	2.61
J		75,341.50	0.15
K		489,240.00	0.94
L		-	-
M		-	-
N		-	-
O		-	-
P		-	-
Q		-	-
R		-	-
S		-	-
		16,738,323.75	32.30

8.2.2

8.3

					%
1	300286		63,400	1,885,516.00	3.64
2	002415		40,300	1,397,604.00	2.70
3	300687		36,100	1,064,950.00	2.06
4	002372		49,900	1,064,866.00	2.05
5	600519		600	1,036,200.00	2.00

6	300979		18,000	1,027,980.00	1.98
7	600809		3,600	1,025,964.00	1.98
8	300750		2,600	1,022,892.00	1.97
9	000333		19,700	1,020,460.00	1.97
10	002867		70,400	987,712.00	1.91
11	000625		75,800	933,098.00	1.80
12	002847		7,700	833,833.00	1.61
13	300760		1,700	537,149.00	1.04
14	600038		11,100	515,151.00	0.99
15	002352		8,900	514,064.00	0.99
16	300777		10,100	496,415.00	0.96
17	600325		54,000	489,240.00	0.94
18	003029		8,100	285,606.00	0.55
19	300452		14,700	257,544.00	0.50
20	002446		25,500	243,780.00	0.47
21	601136		4,325	75,341.50	0.15
22	001256		450	11,763.00	0.02
23	001333		383	11,087.85	0.02
24	603128		10	107.40	0.00

8.4

8.4.1

2% 20

				(%)
1	600519		7,439,950.00	6.51
2	600325		5,916,916.00	5.17
3	002304		5,560,850.04	4.86
4	001979		5,377,676.00	4.70
5	300481		5,079,819.00	4.44
6	000002	A	5,070,534.00	4.43
7	300750		5,037,003.00	4.41
8	000858		4,908,707.00	4.29
9	600048		4,855,720.00	4.25
10	600026		4,832,691.00	4.23
11	600233		4,829,098.00	4.22
12	601975		4,751,552.00	4.16
13	300286		4,589,983.63	4.01
14	000333		4,396,383.00	3.85
15	601155		4,227,627.00	3.70
16	002415		3,580,113.00	3.13
17	300416		3,401,606.00	2.98
18	600875		3,349,789.00	2.93
19	002372		3,348,062.00	2.93
20	600153		3,295,890.00	2.88

21	002244		3,042,568.00	2.66
22	688326		2,955,664.09	2.59
23	600256		2,868,670.00	2.51
24	603259		2,814,875.00	2.46
25	600438		2,801,627.00	2.45
26	000625		2,650,245.00	2.32
27	601117		2,624,425.00	2.30
28	688639		2,589,074.89	2.26
29	600009		2,544,019.00	2.23
30	300596		2,493,280.00	2.18
31	002049		2,446,640.00	2.14
32	600383		2,339,485.00	2.05
33	600900		2,328,494.68	2.04
34	002028		2,311,049.00	2.02

" "

8.4.2

2% 20

				(%)
1	000002	A	9,108,796.00	7.97
2	600233		7,858,799.00	6.87
3	600519		6,235,095.00	5.45
4	002372		6,188,730.00	5.41
5	000858		5,894,149.00	5.16
6	300481		5,637,426.00	4.93
7	600325		5,593,599.03	4.89
8	002304		5,588,276.00	4.89
9	001979		5,096,008.70	4.46
10	002415		5,025,614.00	4.40
11	601975		4,934,914.52	4.32
12	600048		4,917,972.00	4.30
13	600026		4,509,595.00	3.94
14	300750		4,363,651.00	3.82
15	601155		4,143,624.00	3.62
16	300286		3,924,150.00	3.43
17	603128		3,676,092.47	3.22
18	600153		3,465,050.00	3.03
19	300416		3,327,158.50	2.91
20	000333		3,312,658.00	2.90
21	000998		3,272,274.00	2.86
22	688326		3,113,115.00	2.72
23	600875		3,076,194.00	2.69
24	002244		3,000,725.00	2.62
25	600256		2,937,119.00	2.57

26	002120		2, 815, 761. 00	2. 46
27	603259		2, 711, 679. 00	2. 37
28	600438		2, 686, 192. 00	2. 35
29	600383		2, 646, 645. 00	2. 31
30	601117		2, 584, 989. 00	2. 26
31	300596		2, 576, 232. 00	2. 25
32	688639		2, 474, 095. 86	2. 16
33	600009		2, 446, 346. 76	2. 14
34	300820		2, 406, 083. 00	2. 10
35	002049		2, 331, 739. 00	2. 04
36	600900		2, 295, 784. 00	2. 01

" "

8. 4. 3

:

	338, 779, 894. 90
	346, 426, 038. 26

" " " "

8. 5

			%
1		11, 668, 994. 53	22. 52
2		-	-
3		8, 108, 735. 32	15. 65
		8, 108, 735. 32	15. 65
4		-	-
5		-	-
6		-	-
7		-	-
8		-	-
9		-	-
10		19, 777, 729. 85	38. 17

8. 6

					%
1	018008	1802	79, 000	8, 108, 735. 32	15. 65
2	019674	22 09	80, 000	8, 102, 726. 58	15. 64
3	019629	20 03	35, 000	3, 566, 267. 95	6. 88

8.7

8.8

8.9

8.10

8.11

8.11.1

8.11.2

8.12

8.12.1

2022 3 21

2022 8

EAST

90

EAST

EAST

EAST

EAST

EAST

EAST

EAST

EAST

EAST

EAST

EAST

EAST

EAST

EAST

EAST

EAST

440

8.12.2

8.12.3

1		57,896.88
2		3,502,038.63
3		-
4		-
5		1,759.40
6		-
7		-
8		-
9		3,561,694.91

8.12.4

8.12.5

8.12.6

§9

9.1

				%		%
A	204	191,797.86	38,355,296.25	98.03	771,467.48	1.97
	608	4,168.14	0.00	0.00	2,534,231.27	100.00

C						
	812	51,306.64	38,355,296.25	92.07	3,305,698.75	7.93

9.2

			%
	A	20,305.97	0.05
	C	7,487.05	0.30
		27,793.02	0.07

9.3

	A	0
	C	0
		0
	A	0
	C	0-10
		0-10

§ 10

	A	C
2017 12 7	100,083,888.78	106,820,982.67
	73,085,311.99	4,577,960.47
	92,637.46	153,258.72
	34,051,185.72	2,196,987.92
	-	-
	39,126,763.73	2,534,231.27

§ 11

11.1

11.2

11.2.1

2022 2 21

11.2.2

11.3

11.4

11.5

30,000.00

5

11.6

11.6.1

1	
	2022 1 18

11.6.2

1

a

b

c

d

2

11.7.2

		(%)		(%)		(%)
	45,781,942.00	66.83	889,310,000.00	84.07	-	-
	10,682,474.42	15.59	-	-	-	-
	12,037,200.00	17.57	168,500,000.00	15.93	-	-
	-	-	-	-	-	-
	-	-	-	-	-	-
	-	-	-	-	-	-
	-	-	-	-	-	-
	-	-	-	-	-	-
	-	-	-	-	-	-
	-	-	-	-	-	-
	-	-	-	-	-	-
	-	-	-	-	-	-

6	" "		2022 2 16
7	" "		2022 2 16
8			2022 2 23
9	" "		2022 2 23
10			2022 3 3
11			2022 3 17
12	2021		2022 3 31
13	2021		2022 3 31
14	2022 1		2022 4 22
15	2022		2022 4 22
16			2022 4 25

17	2022 1		2022 4 28
18			2022 5 7
19			2022 5 11
20			2022 5 11
21			2022 5 25
22			2022 5 26
23			2022 6 8
24			2022 6 13
25			2022 6 15
26			2022 6 15

27			2022 6 30
28	2022 2		2022 7 21
29	2022		2022 7 21
30			2022 8 4
31			2022 8 17
32			2022 8 17
33			2022 8 24
34	2022		2022 8 31
35	2022		2022 8 31
36			2022 9 2
37	APP		2022 9 28
38			2022 10 26

	2022 3		
39	2022		2022 10 26
40			2022 11 8
41			2022 12 16

§ 12

12.1

20%

	20%						%
		20%					
	1	2022 1 1 2022 12 31	38,355,296.25	0.00	0.00	38,355,296.25	92.07
1							
2							
3							

12.2

§ 13

13.1

1

2

3

4

5

6

13.2

13.3

2023 3 31