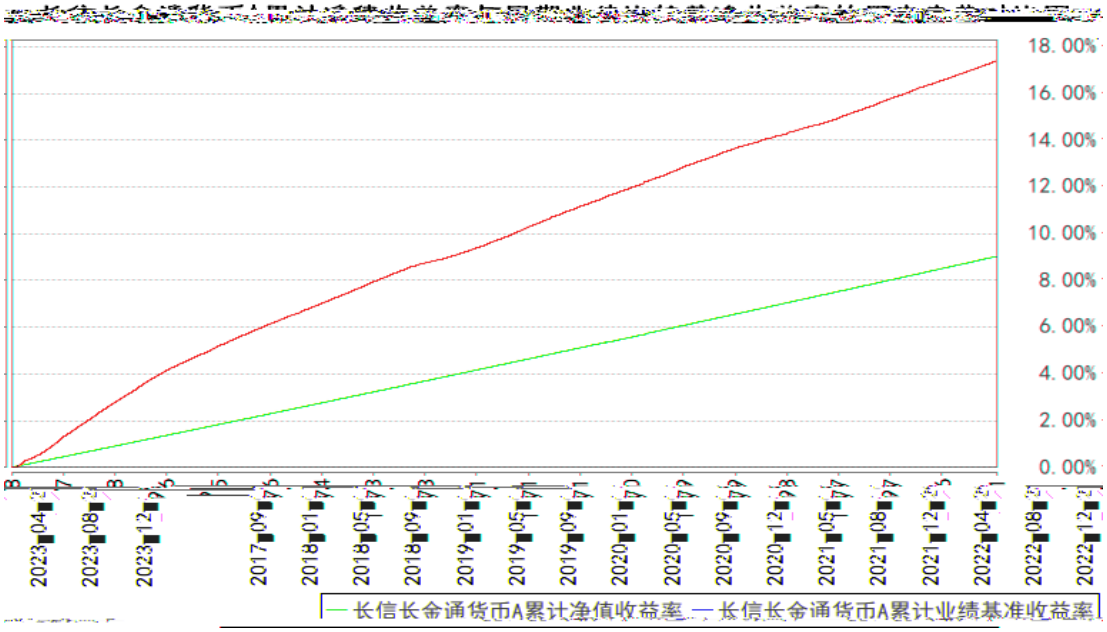
18.00%
16.00%
14.00%
12.00%
10.00%
8.00%
6.00%
4.00%
2.00%
0.00%
2023-04-27
2023-08-23
2023-12-26
2017-09-25
2018-01-24
2018-05-23
2018-09-23
2019-01-21
2019-05-21
2019-09-21
2020-01-20
2020-05-19
2020-09-19
2020-12-18
2021-05-17
2021-08-17
2021-12-15
2022-04-12
2022-08-11
2022-12-11
长信长命通货币A累计净值收益率
长信长命通货币A累计业绩基准收益率

长信长金通货币B累计净值收益率与同期业绩比较基准收益率的历史走势对比图

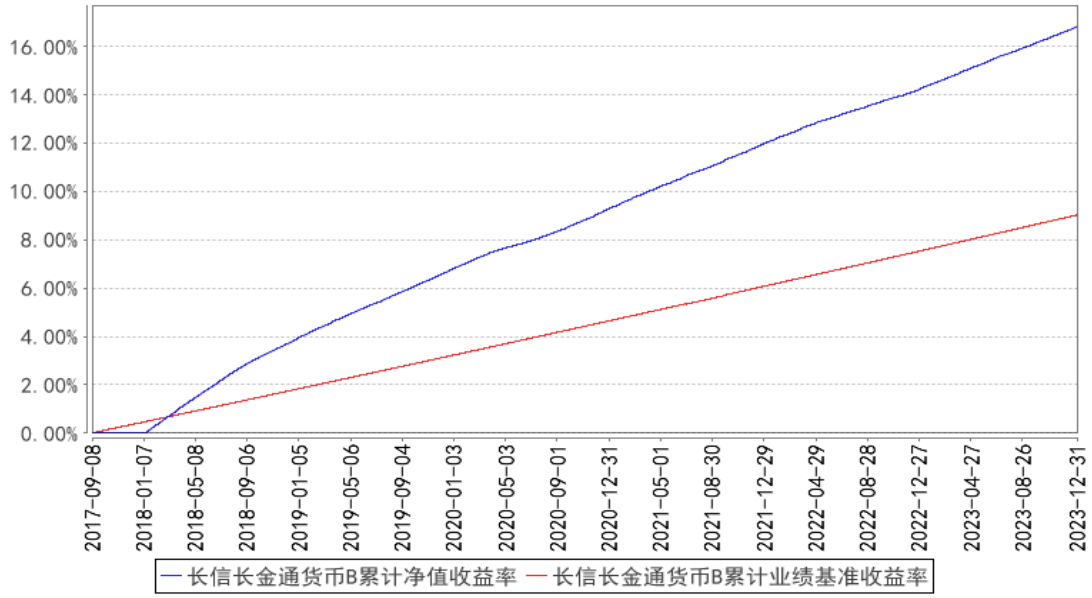

长信长金通货币C累计净值收益率与同期业绩比较基准收益率的历史走势对比图

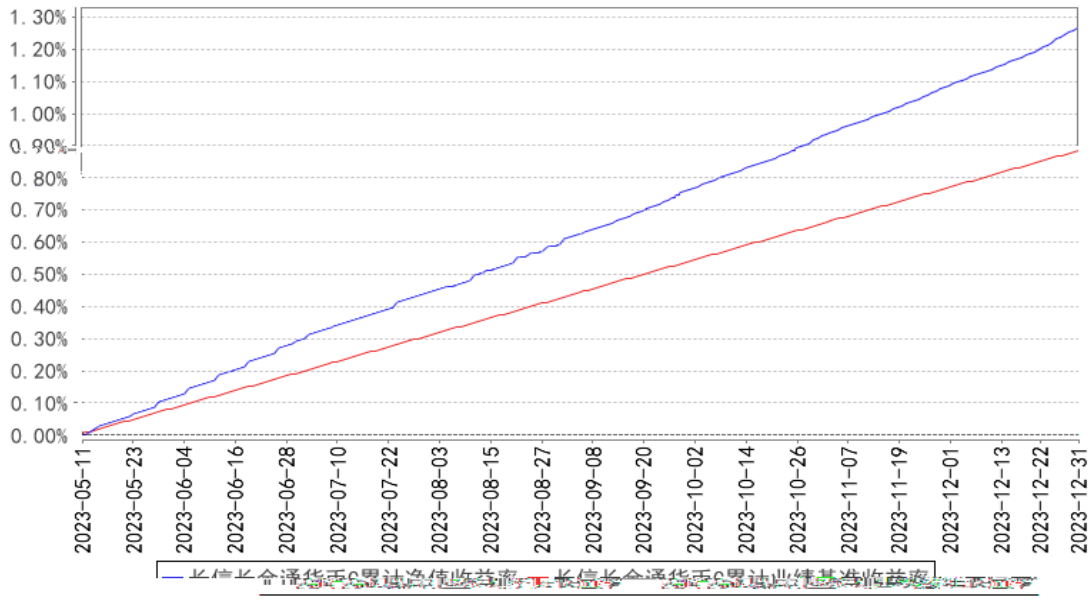

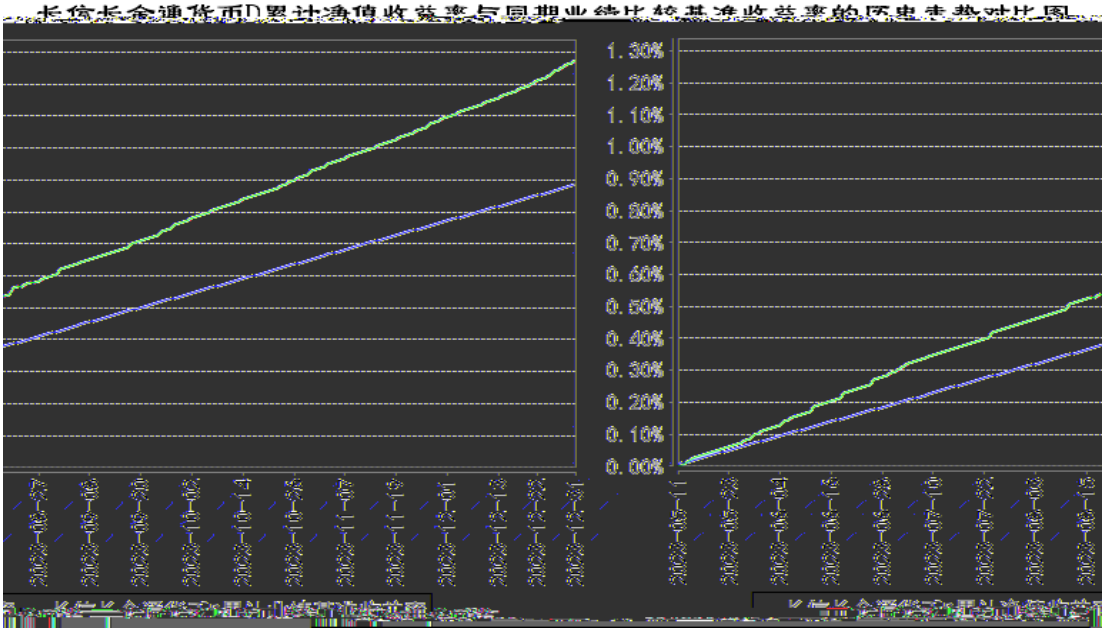
长信长金通货币D累计净值收益率与同期业绩比较基准收益率的风险走势对比图
1.30%
1.20%
1.10%
1.00%
0.90%
0.80%
0.70%
0.60%
0.50%
0.40%
0.30%
0.20%
0.10%
0.00%