









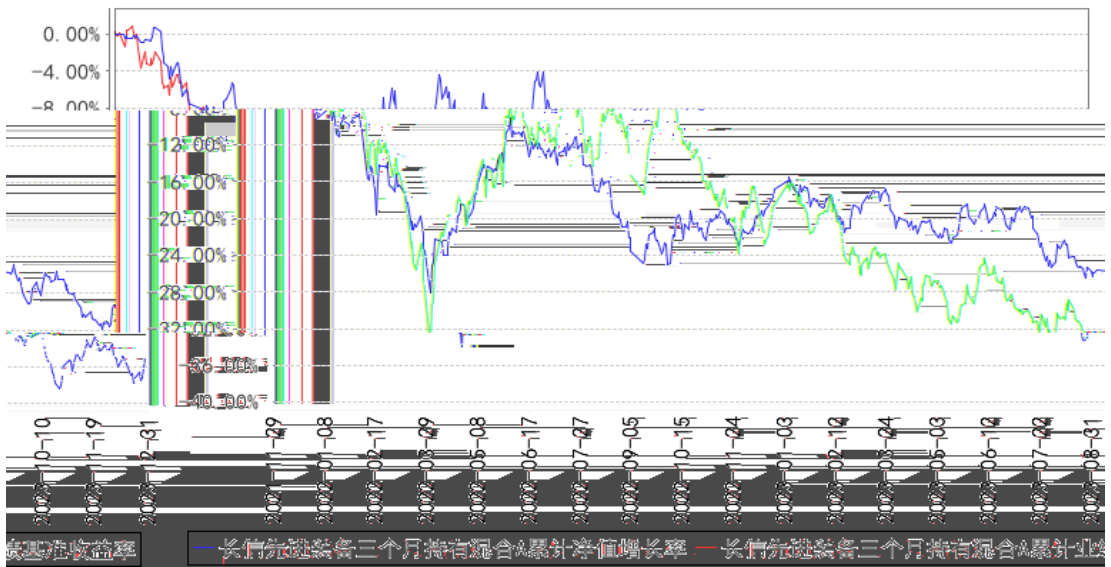




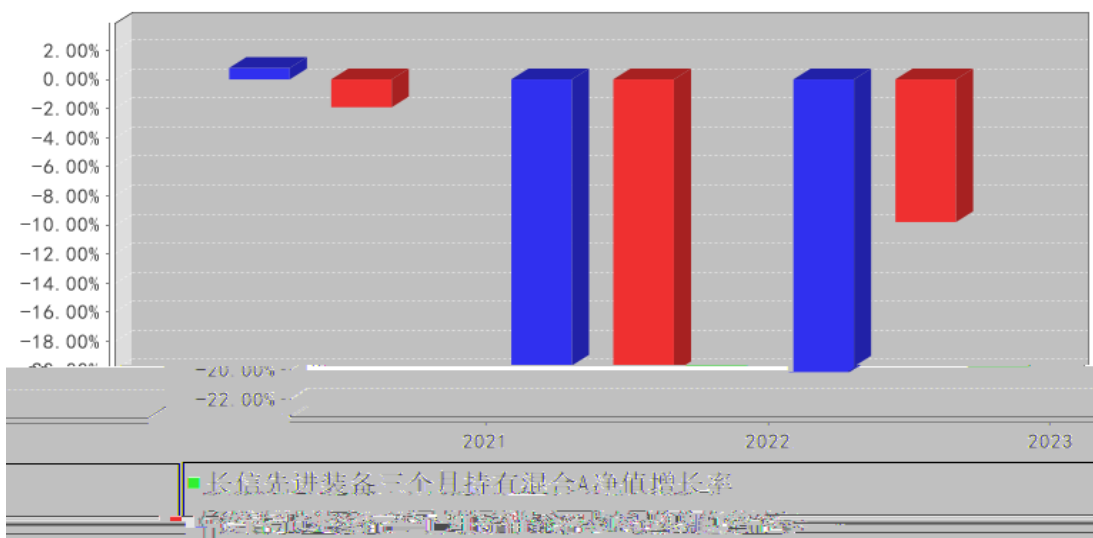
---


---

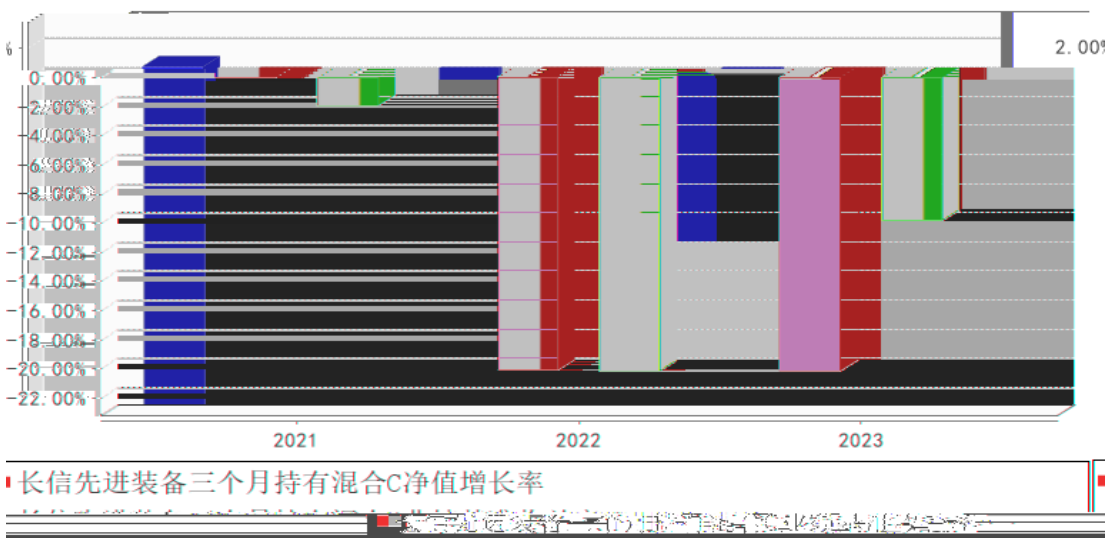
长信先进装备三个月持有混合A累计净值增长率与同期业绩比较基准收益率的历史走势对比图



长信先进装备三个月持有混合A基金每年净值增长率与同期业绩比较基准收益率的对比图



长信先进装备三个月持有混合C基金每年净值增长率与同期业绩比较基准收益率的对比图





---


---

--	--	--	--	--	--









---

--	--









---


---

---

---

















---



---




---







--	--	--

---





---




--	--	--

---





---

[Shaded Cell]	[Shaded Cell]		
	[Shaded Cell]		
	[Shaded Cell]	[Shaded Cell]	[Shaded Cell]
[White Cell]	[White Cell]	[White Cell]	[White Cell]
[White Cell]	[White Cell]	[White Cell]	[White Cell]
[White Cell]	[White Cell]	[White Cell]	[White Cell]
[Shaded Cell]			









---



---



---



--

--	--	--


---

--	--	--	--







---





---


---



---


---



--	--	--	--	--	--



---